



B-08

**CABLE MANAGEMENT SOLUTIONS:
CABLE TRAYS, CABLE LADDERS, WIRE MESH, SUPPORTS,
CONDUITS, FITTINGS, CABLE GLANDS & ACCESSORIES**

DESCRIPCIÓN / DESCRIPTION / DESCRIÇÃO / LEÍRÁS / BESCHREIBUNG / ОПИС / POPIS

	ÁREA ÚTIL / FILL AREA / SURFACE UTILE / AREA DI RIEMPIMENTO / ÁREA ÚTIL / FELHSZNÁLÁSI TERÜLET / NUTFLÄCHE / РАБОЧАЯ ОБЛАСТЬ / ÚLOŽNÁ PLOCHA
	MONTAJE / MOUNTING / MONTAGE / MONTAGGIO / MONTAGEM / SZERELÉS / MONTAGE / МОНТАЖ / MONTÁŽ
	TORNILLERIA / BOLTS / BOULONNERIE / BULLONERIA / PARAFUSOS / CSAVAROK / SCHRAUBENARTIKEL / БОЛТЫ / ŠROUB VRATOVÝ M6X14 S MATICÍ LÍMCOVOU
	NO SE NECESITA TORNILLERIA / NO BOLTS REQUIRED / MONTAGE SANS BOULONNERIE / NON SI NECESSITA NESSUN BULLONERIA / NÃO NECESSITA DE PARAFUSOS / CSAVAROK NEM SZÜKSÉ-GES / BENÖTIGT KEIN SCHRAUBENARTIKEL / БОЛТЫ НЕ ТРЕБУЮТСЯ / NEVYŽADUJE ŠROUBY
	FIJACIÓN DE TAPA POR PRESIÓN (SIN ACCESORIOS) / SNAP IN COVER (NO ACCESSORIES) / FIXATION COUVERCLE À PRESSION / CHIUSURA A PRESSIONE SENZA ACCESSORI / FIXAÇÃO DA TAMP A POR PRESSÃO (SEM ACESSÓRIOS) / FELPATTÍNTHATÓ FEDŐ / DECKELBEFESTIGUNG AUF DRUCK / OHNE VERBINDUNGSTÜCKE / ЗАЩЕЛКИВАЮЩАЯСЯ КРЫШКА (АКЦЕССУАРОВ НЕ ТРЕБУЕТСЯ) / ZACVAKÁVACÍ VÍKO (BEZ PŘÍSLUŠENSTVÍ)
	SISTEMA ENCHUFABLE / SELF COUPLING SYSTEM / SYSTÈME EMBOITABLE / INNESTO ERE / SISTEMA DE ENCAIXE / PLUG-IN / ÖSSZETOLHATÓ KIVITEL / EINSTECKBARES SYSTEM / БЕЗВИНТОВОЕ СОЕДИНЕНИЕ / ZÁSUVNÝ SYSTÉM
	RECOMENDADO PARA BAJANTES/ RECOMMENDED FOR DOWNPIPES/ RECOMMANDÉ POUR LES TUYAUX DE DESCENTE/ CONSIGLIATO PER PLUVIALI/ RECOMENDADO PARA DOWNPIPES/ AJÁNLOTT LEFOLYÓCSÖVEK/ FÜR REGENFALLROHRE EMPFOHLEN/ РЕКОМЕНДУЕТСЯ ДЛЯ ВОДОСТОЧНЫХ ТРУБ/ ODPORÚČA SA PRE ZVODOV
	RECOMENDADO PARA INSTALACIONES SUJETAS A LA ACCION DEL VIENTO / RECOMMENDED FOR INSTALLATIONS WITH WIND / RECOMMANDÉ POUR INSTALLATIONS AVEC VENT / CONSIGLIATO PER IMPIANTI CON WIND / RECOMENDADO PARA INSTALAÇÕES COM VENTO / AJÁNLOTT LÉTESÍTMÉNYEK SZÉL / FÜR ANLAGEN MIT WIND EMPFOHLEN / РЕКОМЕНДУЕТСЯ ДЛЯ УСТАНОВКИ С ВЕТРОВЫМИ / ODPORÚČAME PRE INŠTALÁCIE S VETROM
	BANDEJA HILO ENCAJABLE / STACKABLE WIRE MESH TRAY / CHEMIN DE CÂBLE EN FIL EMBOITABLE / CANALA A RETE IMPILABILE / CALHA DE VARÃO DE ENCAIXE / PRAKTIKUSAN RAKTÁROZHATÓ HÁLÓS KÁBELTÁLCA / GITERRINNE STAFFELBAR / СОСТАВНОЙ ПРОВОЛОЧНЫЙ ЛОТОК / DRÁTĚNÝ ŽLAB ZASOUVATELNÝ
	BANDEJA DE HILO / WIRE MESH TRAY / CDC EN FIL / CALHA DE VARÃO / HÁLÓS KÁBELTÁLCA / GITERRINNE / ПРОВОЛОЧНЫЙ ЛОТОК / DRÁTĚNÝ ŽLAB
	UN TORNILLO EN CADA LADO / A SCREW INTO EACH SIDE / UNE VIS DANS CHAQUE CÔTÉ / UNA VITE IN OGNI LATO / UM PARAFUSO EM CADA LADO / EGY-EGY CSAVAR MIND KÉT OLDALÁRA / EINE SCHRAUBE AUF JEDER SEITE / ŠROUB NA KAŽDÉ STRANĚ
	UN TORNILLO EN CADA LADO Y UNO EN LA BASE / A SCREW INTO EACH SIDE AND ANOTHER ONE IN THE BASE / UNE VIS DANS CHAQUE CÔTÉ ET UN DANS LA BASE / UNA VITE IN OGNI LATO E ALTRO SULLA BASE / UM PARAFUSO EM CADA LADO E OUTRO NA BASE / EGY-EGY CSAVAR MIND KÉT OLDALÁRA ÉS EGY ALULRA IS / EINE SCHRAUBE AUF JEDER SEITE UND EINE IN DER BASE / ŠROUB NA KAŽDÉ STRANĚ A DALŠÍ V ZÁKLADN
	INCLUYE /INCLUDE / COMPREND / COMPRENDE / INCLUI / TARTALMAZZA / ES UMFASST/OHA ВКЛЮЧАЕТ В СЕБЯ/OBSAHUJE
	FIJACIÓN A PARED POR UN LATERAL/ FIXING A WALL ON ONE SIDE/ FIXER UN MUR SUR UN CÔTÉ/ FISSAGGIO A PARETE SU UN LATO / A FIXAÇÃO DE UM PAREDE DE UM LADO/ RÖGZÍTÉSE FALAK AZ EGYIK OLDALON/ FESTSETZUNG EINE WAND AUF EINER SEITE/ ФИКСИРУЮА WALL НА ОДНОЙ СТОРОНЕ/ UPEVNENIE MÚR NA JEDNEJ STRANE
	SISTEMA ENCHUFABLE / SELF COUPLING SYSTEM / SYSTÈME EMBOITABLE / INNESTO ERE / SISTEMA DE ENCAIXE / PLUG-IN / ÖSSZETOLHATÓ KIVITEL / EINSTECKBARES SYSTEM / БЕЗВИНТОВОЕ СОЕДИНЕНИЕ / ZÁSUVNÝ SYSTÉM
	BANDEJA DE CHAPA / METAL TRAYS / CHEMIN DE CÂBLE TÔLE / CANALIZZAZIONI METALLICHE / CALHA DE CHAPA / FÉM KÁBELTÁLCA / KABELRINNE / МЕТАЛЛИЧЕСКИЕ ЛОТКИ / KABELOVÝ ŽLAB
	BANDEJA DE HILO / WIRE MESH TRAY / CDC EN FIL / CALHA DE VARÃO / HÁLÓS KÁBELTÁLCA / GITERRINNE / ПРОВОЛОЧНЫЙ ЛОТОК / DRÁTĚNÝ ŽLAB
	BANDEJA ESCALERA / CABLE LADDER / ECHELLE À CÂBLES / SCALETTA / CALHA DE ESCADA / KÁBELLÉTRA / KABELLEITER / ЛЕСТНИЧНЫЙ ЛОТОК / KABELOVÝ ŽEBŘÍK
	FIJACIÓN POR CARA CERRADA/ FIXING CLOSED FACE/ FIXANT VISAGE FERMÉ/ FISSAGGIO FRONTE CHIUSO/ FIXAÇÃO FACE FECHADA/ RÖGZÍTŐ ZÁRT FACE/ BEFESTIGUNG GESCHLOSSEN GESICHT/ КРЕПЕЖНАЯ ЗАМКНУТАЯ ГРАНЬ/ FIXING ZATVORENÉ FACE
	FIJACIÓN POR CARA ABIERTA/ FIXING FOR OPEN FACE/ FIXATION POUR OUVRIER VISAGE/ STABILISCE, PER IL VISO APERTO/ QUE FIXA, PARA A CARA ABERTA/ ÉVRE TÖRTÉNŐ MEGHATÁROZÁSÁRÓL SZÓLÓ NYÍLT ARCA/ BEFESTIGUNG FÜR OFFENE GESICHT/ КРЕПЕЖНЫМ ОТКРЫТОЕ ЛИЦО/ KTORÝM SA NA ODKRYTÚ TVÁROU
	SOPORTES / SUPPORTS / SUPPORTS / SUPPORTI / SUPORTES / EGYSZERŰ TARTÓK / KONSOLEN / СУППОРТЫ / VÝLOŽNÍK
	SOPORTES PARED / WALL BRACKETS / SUPPORTS MURAUX / STAFFAGGIO A PARETE / SUPORTE DE PAREDE / OLDALFALI TARTÓ / WANDKONSOLEN / НАСТЕННЫЕ КРОНШТЕЙНЫ / VÝLOŽNÍK NÁSTĚNNÝ
	SOPORTES DE TECHO / CEILING BRACKETS / SUPPORTS PLAFOND / STAFFE A SOFFITTO / SUPORTES DE TECTO / MENNYEZETI TARTÓK / KONSOLEN DECKE / ПОТОЛОЧНЫЕ КРОНШТЕЙНЫ / SYSTÉM ZÁVĚSŮ
	SOPORTES BÓVEDA / ROUND CEILING BRACKETS / SUPPORTS PAROI / STAFFE PER TUNNEL / SUPORTES DE ABÓBODAS / BOLTÍVES TARTÓ / KONSOLEN GEWÖLBE / КРОНШТЕЙНЫ ДЛЯ СВОДЧАТЫХ ПОТОЛКОВ / VÝLOŽNÍK KLENBA
	SOPORTE INDIVIDUAL DE SUELO / INDIVIDUAL FLOOR BRACKET / SUPPORT INDIVIDUEL AU SOL / STAFFE A PAVIMENTO / SUPORTE INDIVIDUAL DE CHÃO / TALAJKÖVETŐ TARTÓK / INDIVIDUELLE KONSOLE FÜR BODEN / ИНДИВИДУАЛЬНЫЙ НАПОЛЬНЫЙ ДЕРЖАТЕЛЬ / PODLAHOVÁ PODPĚRA

DESCRIPCIÓN / DESCRIPTION / DESCRIÇÃO / LEÍRÁS / BESCHREIBUNG / ОПИС / POPIS

	SOPORTES MODULARES / MODULAR SUPPORTS / SUPPORTS MODULAIRES / SUPPORTI MODULARI / SUPORTES MODULARES / TARTÓ RENDSZER / MODULARE KONSOLEN / МОДУЛЬНЫЕ СУППОРТЫ / MODULÁRNÍ PODPĚRY
	SOPORTES MODULARES PARA BÓVEDAS / MODULAR SUPPORTS FOR TUNNELS / SUPPORTS MODULAIRES POUR PAROIS / SUPPORTI MODULARI PER TUNNELS / SUPORTES MODULARES PARA ABÓBODAS / BOLTÍVES TARTÓ RENDSZEREK / MODULARE KONSOLEN FÜR UNREGELMÄSSIGE GEWÖLBE / МОДУЛЬНЫЕ СУППОРТЫ ДЛЯ ТОННЕЛЕЙ / VARIABILNÍ SYSTÉM PRO TUNELY
	SOPORTE MODULAR DE SUELO / MODULAR FLOOR BRACKET / SUPPORT MODULAIRE AU SOL / STAFFE MODULARI A PAVIMENTO / SUPORTE MODULAR DE CHÃO / TALPAS TARTÓ RENDSZEREK / MODULARE KONSOLE FÜR BODEN / МОДУЛЬНЫЙ НАПОЛЬНЫЙ ДЕРЖАТЕЛЬ / MODULÁRNÍ PODLAHOVÁ STOJNY
	CANAL CON BRIDA IK10 / PVC TRAY+IK10 RETAINER / GOULOTTE +BRIDE IK10 / CANALE IN PVC+IK10 ... / CALHA COM PEÇA DE APERTO IK10 / PEREMES CSATORNA / KANAL MIT FLANSCH / ЛОТОК ИЗ ПВХ С ДЕРЖАТЕЛЕМ IK 10 / VÝSTUHA ŽLABU (IK10)
	CANAL SIN BRIDA IK10 / PVC TRAY W / O IK10 RETAINER / CANALE IN PVC W / O IK10.. / GOULOTTE SANS BRIDE / CALHA SEM PEÇA DE APERTO IK10 / SIMA CSATORNA / KANAL OHNE FLANSCH / ЛОТОК ИЗ ПВХ БЕЗ ДЕРЖАТЕЛЯ IK 10 / PVC ŽLAB (IK07)
	CANAL MACIZA / SOLID BOTTOM / GOULOTTE À PAROI PLEINE / FONDO SOLIDO / CALHA MACIÇA / TÖMÖR CSATORNA / KANAL MASSIV / ЦЕЛЬНЫЙ ПРОФИЛЬ / ŽLAB PLNÝ
	CANAL ALVEOLAR / ALVEOLAR STRUCTURE / GOULOTTE ALVÉOLAIRE / STRUTTURA ALVEOLARE / CALHA ALVEOLAR / SZENDVICS SZERKEZETŰ CSATORNA / KANAL MIT HOHLKAMMER / ЯЧЕЙСТЫЙ ПРОФИЛЬ / ŽLAB ODLEHČENÝ
	TRANSITABLE/PASSABLE/CIRCULABLES/CALPESTABILE/TRANSITÁVEIS/JÁRHATÓ/BEFAHRBAREN/ЭКСПЛУАТИРУЕМАЯ/POCHÓDZNEJ
	NO TRANSITABLE/ NO PASSABLE/NO CIRCULABLES/ NO CALPESTABILE/ NO TRANSITÁVEIS/ NO JÁRHATÓ/NO BEFAHRBAREN/ НЕТ ЭКСПЛУАТИРУЕМАЯ/ NIE POCHÓDZNEJ
	INCORPORA CIERRE POR TORNILLOS DE ¼ DE VUELTA / INCLUDES ¼-TURN SCREW CLOSING / COMPREND LA FERMETURE QUART DE TOUR / INCLUDE LA CHIUSURA A QUARTO DI GIRO / INCLUI FECHO DO PARAFUSO DE ¼-VOLTA
	LLAVE ALLEN / HEX KEY / CLÉ ALLEN / CHIAVE A BRUGOLA / CHAVE SEXTAVADA / IMBUSZKULCS / INNENSECHSKANT / ШЕСТИГРАННЫЙ КЛЮЧ / KLÍČOVÝM HEX
	CORTE EN OBRA/ CUT WORK/ CUT TRAVAIL/ TAGLIO DI LAVORO/ TRABALHO CUT/ MEGMUNKÁLÁS/ CUT WORK/ CUT РАБОТЫ/ CUT PRÁCE
	ELEMENTOS DE FIJACIÓN A VIGAS / ELEMENTI DI FISSAGGIO / ELEMENTOS DE FIXAÇÃO PARA VIGAS / /// UCHYCENÍ NA OCELOVÝ NOSNÍK I
	ELEMENTOS ROSCADOS / SCREWED ELEMENTS / ELEMENTS FILETÉS / FISSAGGIO A PARETE PER PROFILI / VARÕES ROSCADOS / CSAVAROK / GESCHRAUBTE ELEMENTE / РЕЗЬБОВЫЕ ЭЛЕМЕНТЫ / UCHYCENÍ ZÁVITOVOU TYČÍ
	SOPORTE COLUMPIO / CEILING SUSPENDED SUPPORT / SUPPORT BALANCELLE / SOSTEGNO SOSPESO A SOFFITTO / SUPORTES EM SUSPENSÃO / KÉTOLDALT FÜGGESZTETT TARTÓ / KONSOLE GEWINDESTABAVHÄNGUNG / ПОТОЛОЧНЫЙ СУППОРТ ДЛЯ ПОДВЕСА / PROFILOVÁ LIŠTA
	PERFILES PARA CUADROS ELÉCTRICOS / PROFILES FOR ELECTRICAL PANELS / RAILS POUR ARMOIRES ÉLECTRIQUES / PROFILI PER PANNELLI ELETTRICI / TUBO FLESSIBILE (HALOGEN FREE) / PERFIS PARA QUADROS ELÉCTRICOS / PROFILOK ELEKTROMOS SZEKRENYEKHEZ / PERFILE FÜR SCHALTSCHRÄNKE / ПРОФИЛИ ДЛЯ РАСПРЕДЕЛИТЕЛЬНЫХ ЩИТОВ / DIN LIŠTY PRO ROZVADĚČOVÉ LIŠTY
	CANALES RANURADAS PARA CUADROS ELÉCTRICOS / SLOTTED TRUNKING FOR ELECTRICAL PANELS / GOULOTTES DE CABLAGE / GUARNIZIONE / CALHAS RANHURADAS PARA QUADROS ELÉCTRICOS / FÉSŰS KÁBELRENDEZŐ CSATORNA / VERDRAHTUNGSKANÄLE FÜR SCHALTSCHRÄNKE / ПЕРФОРИРОВАННЫЙ КОРОБ ДЛЯ РАСПРЕДЕЛИТЕЛЬНЫХ ЩИТОВ / ROZVADĚČOVÉ LIŠTY
	DERIVACIÓN TOMA TIERRA / EARTHING CLAMP / DÉRVATION PRISE À TERRE / MORSETTO DI MESSA A TERRA / DERIVAÇÃO DE TERRA / FÖLDELÉS / ABLEITUNG ERDUNG / ЗАЕМЛЯЮЩАЯ КЛЕММА / ZEMNICÍ SVORKA
	SOLAR / SOLAR / SOLAIRE / SOLARE / SOLAR / NAP / SOLAR / СОЛНЕЧНАЯ / SLUNEČNÍ
	NO NECESITA MANGUITO DE UNIÓN / NO UNION-SLEEVE NEEDED / ASSEMBLAGE SANS MANCHON / NON NECESSITA MANICOTTO/GUAINA D'UNIONE / NÃO NECESSITA DE UNIÃO / NEM SZÜKSÉGES TOLDÓ / BENÖTIGT KEINE VERBINDUNGSMUFFE / НЕ ТРЕБУЕТСЯ СОЕДИНИТЕЛЬ / NENÍ POTŘEBA SPOJKY
	RESISTENCIA A LA COMPRESIÓN SEGÚN UNE-EN 61386 / COMPRESSION RESISTANCE ACCORDING TO UNE-EN 61386 / RÉSISTANCE À LA COMPRESSION SELON UNE-EN 61386 / RESISTÊNCIA À COMPRESSÃO SEGUNDO A NORMA UNE-EN 61386 / NYOMÁS ÁLLÓ AZ UNE-EN 61381 NORMA SZERINT / KOMPRIMIERUNGSRESISTENZ LAUT UNE-EN 61386 / ПОКАЗАТЕЛЬ УСТОЙЧИВОСТИ К КОМПРЕССИИ УКАЗАН В СООТВЕТСТВИИ СО СТАНДАРТОМ UNE-EN 61386 / ODOLNOST PROTI TLAKU DLE UNE-EN 61386
	RESISTENCIA AL IMPACTO SEGÚN UNE-EN 61386 / IMPACT RESISTANCE ACCORDING TO UNE-EN 61386 / RÉSISTANCE AU CHOC MÉCANIQUE SELON UNE-EN 61386 / RESISTÊNCIA AO IMPACTO SEGUNDO A NORMA UNE-EN 61386 / ŰTÉSÁLLÓ AZ UNE-EN 61386 NORMA SZERINT / SCHLAGZÄHIGKEIT LAUT UNE-EN 61386 / SCHLAGZÄHIGKEIT LAUT UNE-EN 61386 / ПОКАЗАТЕЛЬ УСТОЙЧИВОСТИ К ВОЗДЕЙСТВИЮ ВНЕШНИХ ФАКТОРОВ ПРИВЕДЕН В СООТВЕТСТВИИ СО СТАНДАРТОМ UNE-EN 61386 / ODOLNOST PROTI NÁRAZU DLE UNE-EN 61386
	LIBRE DE HALÓGENOS / HALOGEN FREE / SANS HALOGÈNE / SENZA ALOGENO / LIVRE DE HALOGÊNIO / HALOGÉN MENTES / HALOGEN FREI / БЕЗ ГАЛОГЕНА / BEZ HALOGENŮ
	CURVABLE CON APLICACIÓN DE CALOR/ FOLDING WITH HEAT/ PLIAGE AVEC LA CHALEUR/ PIEGHEVOLE CON IL CALORE/ DOBRÁVEL COM APLICAÇÃO DE CALOR/ ÖSSZECSUKHATÓ HŐVEL/ FOLDING MIT WÄRME/ СКЛАДНЫЕ С ВЫСОКОЙ ТЕМПЕРАТУРОЙ/ SKLADACIE S TEPLOM



APILABLE EN VARIOS NIVELES EN VERTICAL/ APILABLE IN VARIOUS LEVELS IN VERTICAL/ APILABLE DANS DIFFERENTS NIVEAUX EN VERTICAL/ APILABLE IN VARI LIVELLI IN VERTICALE/ APILABLE EM VÁRIOS NÍVEIS NA VERTICAL/ APILABLE KÜLÖNBÖZŐ SZINTEKEN FÜGGŐLEGES/ APILABLE IN VERSCHIEDENEN EBENEN IN VERTICAL/ APILABLE В РАЗЛИЧНЫХ УРОВНЕЙ В ВЕРТИКАЛЬНОМ/ APILABLE NA RÔZNYCH POSTOCH VO VERTIKÁLNYCH



ENCAJABLE/ STACKABLE/ EMPILABLE/ IMPILABILE/ STACKABLE/ RAKÁSOLHATÓ/ STAPELBAR/ STACKABLE



CLASIFICACIÓN HILO INCANDESCENTE SEGÚN UNE-EN 60695/ GLOW WIRE CLASSIFICATION UNE-EN 60695/ GLOW WIRE CLASSIFICAZIONE UNE-EN 60695/ GLOW FIO CLASSIFICAÇÃO UNE-EN 60695/ IZZÍTÓSZÁLAS BESOROLÁS UNE-EN 60695/ GLÜHDRAHT KLASSIFIKATION UNE-EN 60695/ РАСКЛЕННЫЙ ПРОВОД КЛАССИФИКАЦИЯ UNE-EN 60695/ HORÚCOU KLASIFIKÁCIA UNE-EN 60695



SISTEMA PLÁSTICO RESISTENTE A AMBIENTES HÚMEDOS/ SALINOS Y QUÍMICAMENTE AGRESIVOS S/ DIN 8061 E ISO/TR 10358 / PLASTIC SYSTEM RESISTANT TO HUMIDITY/ SALTY AND CHEMICAL ENVIRONMENTS ACCORDING TO DIN 8061 AND ISO/TR 10358 / SYSTÈME PLASTIQUE RÉSISTANT AUX ENVIRONNEMENTS HUMIDES/ SALINS ET CHIMIQUEMENT AGRESSIFS SELON DIN8061 ET ISO/TR 10358 / SISTEMA PLÁSTICO RESISTENTE A AMBIENTES HÚMIDOS/ SALINOS E QUIMICAMENTE AGRESSIVOS/ SEGUNDO NORMA S/ DIN 8061 E ISSO/TR 10358 / PÁRÁS SÓS KÉMIAI KÖRNYEZETBEN ALKALMAZHATÓ DIN 8061/ISO/TR 10358 / PLASTISCHES SYSTEM/ RESISTENZ IN FEUCHTEM/ SALZHALTIGEM UND CHEMISCHEN MEDIUM S/ DIN 8061 E ISO/TR 10358 / ПОКАЗАТЕЛЬ УСТОЙЧИВОСТИ ПЛАСТИКОВОЙ СИСТЕМЫ К ВЛАЖНОСТИ, НАХОЖДЕНИЮ В СОЛЕНОЙ ИЛИ ХИМИЧЕСКОЙ СРЕДЕ УКАЗАН В СООТВЕТСТВИИ СО СТАНДАРТОМ DIN 8061 И ISO/TR 10358 / PLAST.SYSTÉM ODOLNÝ VŮČI VLNKOSTI, SLANÉMU A CHEMICKÉMU PROSTŘEDÍ DLE DIN 8061 A ISO / TR 10358

PG	ACERO GALVANIZADO SENDZIMIR / PRE GALVANISED STEEL / ACIER À GALVANISATION SENDZIMIR / AÇO COM GALVANIZAÇÃO SENDZIMIR / SZALAGHORGANYZOTT / STAHL SENDZIMIR VERZINKT / ПРЕДВАРИТЕЛЬНО ГАЛЬВАНИЗИРОВАННАЯ СТАЛЬ / SENDZIMIROVÉ ZINKOVÁNO
HDG	ACERO GALVANIZADO EN CALIENTE / HOT DIP GALVANISED / ACIER GALVANISÉ À CHAUD / AÇO COM GALVANIZAÇÃO A QUENTE APÓS MAQUINAÇÃO / TŰZIHORGANYZOTT / STAHL HOT DIP / ГОРЯЧАЯ ГАЛЬВАНИЗАЦИЯ / ŽÁROVÉ ZINKOVÁNO
HDG70	ACERO GALVANIZADO EN CALIENTE CON ESPESOR MÍNIMO DE 70 µm / HOT DIP GALVANISED WITH MINIMUM THICKNESS OF 70 µm / ACIER GALVANISÉ À CHAUD D'UNE ÉPAISSEUR MINIMALE DE 70 µm / AÇO COM GALVANIZAÇÃO A QUENTE APÓS MAQUINAÇÃO COM ESPESURA MÍNIMA DE 70 µm / TŰZIHORGANYZOTT AZ MINIMÁLIS VASTAGSÁGA 70 µm / STAHL HOT DIP MIT EINER MINDESTDICKE 70 µm / ГОРЯЧАЯ ГАЛЬВАНИЗАЦИЯ ТОЛЩИНОЙ НЕ МЕНЕЕ 70 µm / ŽÁROVÉ ZINKOVÁNO O MINIMÁLNI TLOUŠŤCE 70 µm
HDG85	ACERO GALVANIZADO EN CALIENTE CON ESPESOR MÍNIMO DE 85 µm / HOT DIP GALVANISED WITH MINIMUM THICKNESS OF 85 µm / ACIER GALVANISÉ À CHAUD D'UNE ÉPAISSEUR MINIMALE DE 85 µm / AÇO COM GALVANIZAÇÃO A QUENTE APÓS MAQUINAÇÃO COM ESPESURA MÍNIMA DE 85 µm / TŰZIHORGANYZOTT AZ MINIMÁLIS VASTAGSÁGA 85 µm / STAHL HOT DIP MIT EINER MINDESTDICKE 85 µm / ГОРЯЧАЯ ГАЛЬВАНИЗАЦИЯ ТОЛЩИНОЙ НЕ МЕНЕЕ 85 µm / ŽÁROVÉ ZINKOVÁNO O MINIMÁLNI TLOUŠŤCE 85 µm
ZAM3K	ACERO PREGALVANIZADO ACABADO Zn-Al-Mg CON RESISTENCIA MÍNIMA A LA CORROSIÓN DE 3000 H / PRE GALVANISED STEEL Zn-Al-Mg FINISH WITH MINIMAL RESISTANCE TO CORROSION OF 3000 H / ACIER PRE-GALVANISE, FINITION ZN-AL-MG AVEC UNE RESISTANCE MINIMALE A LA CORROSION DE 3000 H / AÇO PRÉ-GALVANIZADO COM ACABAMENTO Zn-Al-Mg COM RESISTÊNCIA MÍNIMA À CORROSIÃO DE 3000 H / ELŐRE GALVANIZÁLT ACÉL ZN-AL-MG KIVITELBEN, MINIMÁLIS KORRÓZIÓÁLLÓSÁGGAL 3000 H / VORGALVANISIERTER STAHL Zn-Al-Mg-FINISH MIT MINIMALER KORROSIONSBESTÄNDIGKEIT VON 3000 H / ПОПЕРЕДНЬО ОЦИНКОВАНА СТАЛЬ, ПОКРИТТЯ ZN-AL-MG З МІНІМАЛЬНОЮ СТІЙКІСТЮ ДО КОРОЗІЇ 3000 ГОДИН / PŘEDEM POZINKOVANÁ OCEL S POVRCHOVOU ÚPRAVOU ZN-AL-MG S MINIMÁLNÍ ODOLNOSTÍ PROTI KOROZI 3000 H
EZ	ACERO ELECTROZINCADO / ELECTROZINC COATING / ACIER ELECTROZINGUÉ / AÇO ELECTROZINCADO / ELEKTROGALVANIKUS BEVONAT / STAHL ELEKTROLYTISCH VERZINKT / ОЦИНКОВОЕ ПОКРЫТИЕ / GALVANICKY ZINKOVÁNO
EZ 1000	ACERO ELECTROZINCADO CON RESISTENCIA MÍNIMA A LA CORROSIÓN DE 1000 H / ELECTROZINC COATING WITH MINIMAL RESISTANCE TO CORROSION OF 1000 H / ACIER ELECTROZINGUÉ AVEC RÉSISTANCE À LA CORROSION MINIMAL DE 1000 H / AÇO ELECTROZINCADO COM RESISTÊNCIA MÍNIMA À CORROSIÃO 1000 H / ELEKTROGALVANIKUS BEVONAT MINIMÁLIS ELLENÁLLÁSSAL KORRÓZIÓ 1000 H / STAHL ELEKTROLYTISCH VERZINKT MIT MINIMALEM KORROSIONSBESTÄNDIGKEIT VON 1000 H / ОЦИНКОВОЕ ПОКРЫТИЕ С МИНИМАЛЬНОЙ КОРРОЗИОСТОЙКОСТИ 1000 H / GALVANICKY ZINKOVÁNO S MINIMÁLNÍ ODOLNOST PROTI KOROZI ČINÍ 1000 H
i304	ACERO INOXIDABLE AISI 304 / STAINLESS STEEL AISI 304 / ACIER INOXIDABLE AISI 304 / AÇO INOXIDÁVEL AISI 304 / ROZSDAMENTES INOX 304 / EDELSTAHL AISI 304 / НЕРЖАВЕЮЩАЯ СТАЛЬ AISI 304 / NEREZOVÁ OCEL AISI 304
i316	ACERO INOXIDABLE AISI 316 / STAINLESS STEEL AISI 316 / ACIER INOXIDABLE AISI 316 / AÇO INOXIDÁVEL AISI 316 / ROZSDAMENTES INOX 316 / EDELSTAHL AISI 316 / НЕРЖАВЕЮЩАЯ СТАЛЬ AISI 316 / NEREZOVÁ OCEL AISI 316
AL	ALUMINIO SEMIDURO / SEMI-RIGID ALUMINIUM / ALUMINIUM DEMI-DUR / ALLUMINIO SEMI-RIGIDO / ALUMÍNIO SEMIDURO / FÉLKEMÉNY ALUMINIUM / HALBSTARRER ALUMIUM / ПОЛУЖЕСТКИЙ АЛЮМИНИЙ / HLINÍKOVÉ PŘEVEDENÍ
GSP	ACERO GALVANIZADO SENDZIMIR + PINTURA-POLYESTER / PRE-GALVANISED STEEL + /POLYESTHER PAINTING / ACIER GALVANISÉ SENDZIMIR+ PEINTURE POLYESTER / ACCIAIO GALVANIZZATO SENDZIMIR + VERNICIATURA POLIESTERE / AÇO GALVANIZADO SENDZIMIR + PINTURA POLYESTER / SZALAGHORGANYZOTT ACÉL+ BEVONAT / STAHL SENDZIMIR VERZINKT + POLYESTER FARBE / ПРЕДВАРИТЕЛЬНО ГАЛЬВАНИЗИРОВАННАЯ СТАЛЬ + ПОКРЫТИЕ СМОЛА/ПОЛИЭСТР / POZINKOVANÁ OCEL + POLYESTEROVÁ BARVA
PVCM1	POLIMERO TERMOPLÁSTICO PVCM1 / THERMOPLASTIC POLYMER PVCM1 / POLYMÈRE THERMOPLASTIQUE PVCM1 / POLÍMERO TERMOPLÁSTICO PVCM1 / POLIMER PVCM1 UV / THERMOPLASTISCHES POLYMER PVCM1 / ПВХМ1 ТЕРМОПЛАСТИЧНЫЙ ПОЛИМЕР / TERMOPLASTICKÝ POLYMER PVCM1
UVM1	POLIMERO TERMOPLÁSTICO PVCM1 RESISTENTE RADIACIÓN UV / THERMOPLASTIC POLYMER PVCM1 UV RESISTENT RADIATION / POLYMÈRE THERMOPLASTIQUE PVCM1 UV RÉSISTANT À LA RADIATION / POLÍMERO TERMOPLÁSTICO PVCM1 RADIAZIONE RESISTENT UV / POLIMER PVCM1 UV RADIAÇÃO RESISTENTE / THERMOPLASTISCHES POLYMER / PVC STRAHLUNGSBESTÄNDIG / ТЕРМОПЛАСТИЧНЫЙ ПОЛИМЕР ПВХ SUGÁRZÁSNAK ELLENÁLLÓ / TERMOPLASTICKÝ POLYMER PVCM1 ZÁŘENÍ ODOLNÝ UV
PVC 7035	POLIMERO TERMOPLÁSTICO PVC / THERMOPLASTIC POLYMER PVC / POLYMÈRE THERMOPLASTIQUE PVC / POLÍMERO TERMOPLÁSTICO PVC / POLIMER PVC / THERMOPLASTISCHES POLYMER PVC / ТЕРМОПЛАСТИЧНЫЙ ПОЛИМЕР ПВХ / TERMOPLASTICKÝ POLYMER PVC
RLH 7035	POLIMERO TERMOPLÁSTICO LIBRE DE HALOGENOS / THERMOPLASTIC HALOGEN FREE POLYMER / POLYMÈRE THERMOPLASTIQUE SANS HALOGÈNE / POLÍMERO TERMOPLÁSTICO LIVRE DE HALOGÉNEOS / POLIMER HALOGÉNMENTES MŰANYAG / THERMOPLASTISCHES POLYMER HALOGENFREI RLH 7035 / ТЕРМОПЛАСТИЧНЫЙ ПОЛИМЕР, НЕ СОДЕРЖАЩИЙ ГАЛОГЕН / BEZHALOGENOVÝ TERMOPLASTICKÝ POLYMER PVC
CLH 7035	POLIMERO TERMOPLÁSTICO LIBRE DE HALOGENOS CURVABLE CON APLICACIÓN DE CALOR CLH7035 / THERMOPLASTIC POLYMER/ BENDABLE WITH HEAT CLH7035 / POLYMÈRE THERMOPLASTIQUE SANS HALOGÈNE DÉFORMABLE À CHAUD / POLÍMERO TERMOPLÁSTICO LIVRE DE HALOGÉNEOS CURVÁVEL COM APLICAÇÃO DE CALOR CLH7035 / HALOGÉNMENTES MELEGEN HAJLÍTHATÓ / HALOGENFREIES BIEGBARES THERMOPLASTISCHES POLYMER MIT WÄRMEBEHANDLUNG CHL7035 / ТЕРМОПЛАСТИЧНЫЙ ПОЛИМЕР CLH7035, СГИБАЕМЫЙ ПРИ ПОМОЩИ ТЕПЛА / BEZHALOGENOVÝ TERMOPLASTICKÝ POLYMER, TEPELNĚ OHEBNÝ CLH7035
PAFV	POLIAMIDA REFORZADA CON FIBRA DE VIDRIO / POLYAMIDE REINFORCED WITH FIBERGLASS / POLYAMIDE AVEC FIBRE DE VERRE RENFORCÉE / POLIAMMIDE CON VETRORESINA RINFORZATA / POLIAMIDA COM FIBRA DE VIDRO REFORÇADA / POLIAMID AZ ÜVEGSZÁL ERŐSÍTÉSŰ / POLYAMID MIT VERSTÄRKTEM FIBERGLAS / ПОКРЫТИЕ С АРМИРОВАННОГО СТЕКЛОПЛАСТИКА / POLYAMID MÁ VYZTUŽENÉ SKELNÝMI VLÁKNY
LTN	LATÓN / BRASS / BRASS / OTTONE / BRONZE / BRASS / BRASS / ЛАТУНЬ / MOSAZ
PA6	POLIAMIDA PA6 / POLYAMIDE PA6 / POLYAMIDE PA6 / POLIAMMIDE PA6 / POLIAMIDA PA6 / POLIAMID PA6 / POLYAMID PA6 / POLIAMID PA6 / POLIAMID PA6
PRFV	POLYESTER REFORZADO CON FIBRA DE VIDRIO / FIBERGLASS REINFORCED POLYESTER (GRP)/ POLYESTHER AVEC FIBRE DE VERRE RENFORCÉE / POLIESTERE CON VETRORESINA RINFORZATA / POLYESTER COM FIBRA DE VIDRO REFORÇADA / POLYESTER AZ ÜVEGSZÁL ERŐSÍTÉSŰ / POLYESTER MIT VERSTÄRKTEM FIBERGLAS / ПОКРЫТИЕ С АРМИРОВАННОГО СТЕКЛОПЛАСТИКА / POLYESTEROVÁ MÁ VYZTUŽENÉ SKELNÝMI VLÁKNY

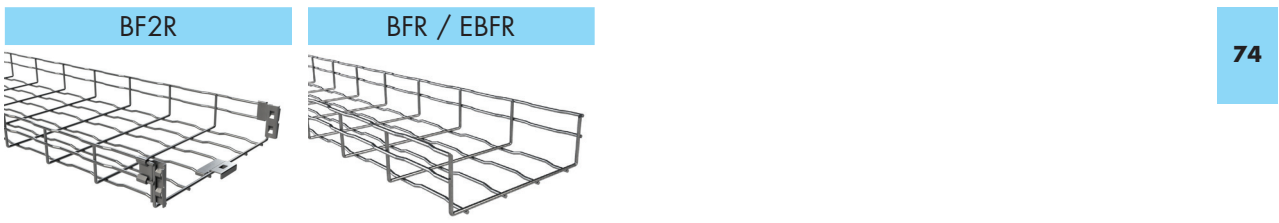
BasorFIX




BasorSUPPORT




BasorFIL






BasorTRAY



BasorCANAL


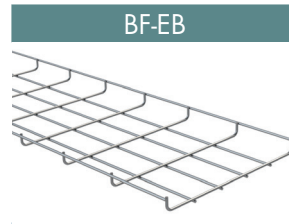




BasorTRAV




192

Heavy Industry




252

BasorPLAST



294



BasorBLOC



316

Conduits, Fittings & Cable Glands

322



ZAM3K

FINISHING

BasorTray NR2E

ULTRA RESISTANT




ZINK - ALUMINUM - MAGNESIUM




NR2E ZAM3K
H60 - H100




NR2E-C ZAM3K
H60 - H100



TNRE ZAM3K



CPNRE ZAM3K



TE TENRE ZAM3K



SCR ZAM3K



C-SVO ZAM3K



BasorCanal CTBS


IP4X TRUNKING SYSTEM



NEW DESIGN



CPTBS




CCTBS



CXTBS



TETBS




TEITBS




TEOTBS



CRTBS



CPTBS45



CCTBS45



CXTBS45

NEW!

45° DEGREES

ACCESSORIES



METAL & PLASTIC

CONDUIT SYSTEMS

BasorTub - Rigid & Flexible systems




FOR ANY KIND OF ELECTRICAL PROJECT



PLASTIC CONDUITS



METAL CONDUITS



CORRUGATED CONDUITS



SPIRAL FLEXIBLE CONDUITS



METAL FLEXIBLE CONDUITS



PA FLEXIBLE CONDUITS

SMART SEALING SOLUTIONS

CABLE GLANDS



Cable Glands Solutions

METAL & PLASTIC



Plastic cable glands

The perfect sealing solution for modern installations requiring durability and flexibility.



Metal cable glands


the ultimate choice for demanding environments where protection and precision matter most.







Basorfix




ACC 41/82




K41



K41-3S



K41ME



K82



K82ME



KA41



KA41-3S



KL41-3S



SBL41



SBL41-3S



SB41



4182A



4182I



4182C



4182CD



4182D



4182G



4182E



4182F



4182TE



4182CR



4182J



4182K



4182N



4182L



4182M




4182H



4182B



4182S



TF41



TM41



TAD



TEP



4182CV

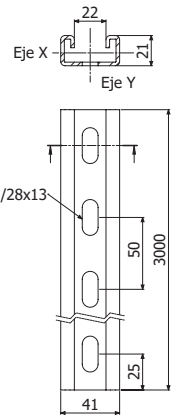


P41 41X21



L = 3 m (10 ft)

	e		A		W _x		W _y		PG	HDG
	mm	cm ²	in ²	cm ³	in ³	cm ³	in ³	REF	REF	
P41 41X21X1,5 D11	1,5	1,44	0,22	0,79	0,05	1,86	0,11	206366	☺	
P41 41x21x2 D13	2	1,84	0,28	0,94	0,06	2,34	0,14	218677	☺	
P41 41X21X2,5 D11	2,5	2,14	0,33	1,08	0,07	2,73	0,16	200235	200236	

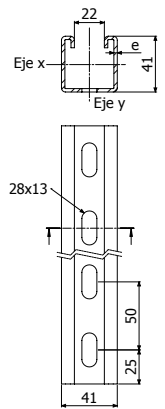


P41 41X41




L = 3 m (10 ft)

	e		A		W _x		W _y		PG	HDG	ZAM3K	i304	i316
	mm	cm ²	in ²	cm ³	in ³	cm ³	in ³	REF	REF	REF	REF	REF	
P41 41x41x1,5D13	1,5	1,95	0,3	2,09	0,12	2,92	0,17	206365	☺	-	218079	218440	
P41 41X41X2 D13	2	2,6	0,4	2,71	0,16	3,83	0,23	218673	☺	226941	218080	218441	
P41 41X41X2,5 D13	2,5	3,16	0,49	3,16	0,19	4,58	0,28	207388	218737	-	-	-	

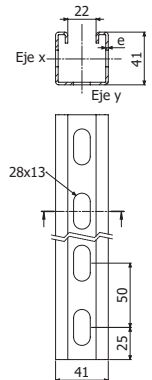


P41-3S 41X41




L = 3 m (10 ft)

	e		A		W _x		W _y		PG	HDG	ZAM3K
	mm	cm ²	in ²	cm ³	in ³	cm ³	in ³	REF	REF	REF	
P41-3S 41X41X2 D13	2	2,08	0,32	2,68	0,16	2,86	0,19	217313	217312	226940	

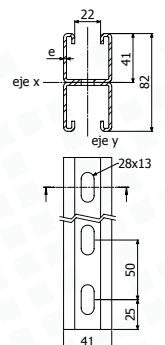


P41-D 41X82



L = 3 m (10 ft)

	e		A		W _x		W _y		HDG	i304	i316
	mm	cm ²	in ²	cm ³	in ³	cm ³	in ³	REF	REF	REF	
P41-D 41X82X2 D13	2	5,25	0,81	7,96	0,48	7,63	0,46	-	218081	218442	
P41-D 41X82X2,5 D13	2,5	6,37	0,98	9,49	0,57	9,11	0,55	205573	-	-	





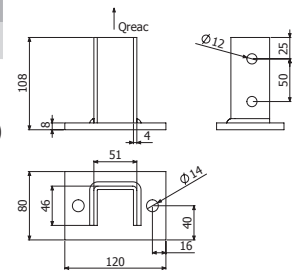
K41

Q _{reac}	HDG	i304	i316
Kg	REF	REF	REF
700	205622	218082	218101

K41



2 x DIN933 M10X30 (217547 -i304 / 217600-i316)
+ 2 x TM41 M10 (217584 -HDG / 218525-I304 / 217612-I316))



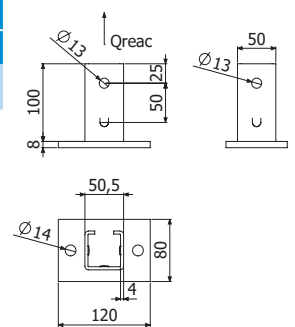
K41-3S

EZ
REF
218656

K41-3S



1 X CT2 M10X65 (100u-Pack: 225593-EZ)



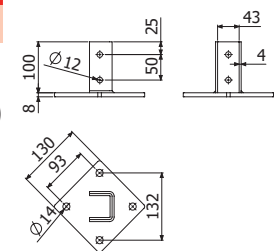
K41ME

Q _{reac}	HDG
Kg	REF
700	220655

K41ME



2 x DIN933 M10X30 (217547 -i304 / 217600-i316)
+ 2 x TM41 M10 (217584 -HDG / 218525-I304 / 217612-I316))





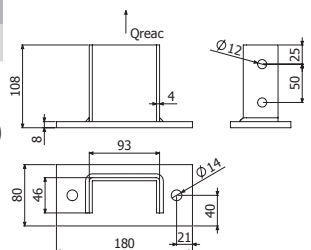
K82

Q _{reac}	HDG	i304	i316
Kg	REF	REF	REF
1100	205574	218083	218102

K82




4 x DIN933 M10X30 (217547-i304 / 217600-i316)
+ 4 x TM41 M10 (217584 -HDG / 218525-I304 / 217612-I316))



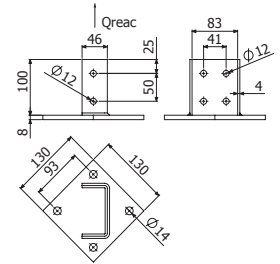


K82ME




K82ME	Q _{reac}	HDG	i304	i316
	Kg	REF	REF	REF
	1100	207020	218084	218103

- 1x + + 2 x DIN933 M10X30 (217547-i304 / 217600-i316) + 2 x TM41 M10 (217584 -HDG / 218525-i304 / 217612-i316) + 2/50 x B3 (208827-HDG / 212096-i304 / 215575-i316)
- 2x 4 x DIN933 M10X30 (217547-i304 / 217600-i316) + 4 x TM41 M10 (217584 -HDG / 218525-i304 / 217612-i316)

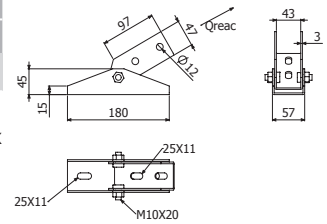


KA41



KA41	Q _{reac}	PG	HDG	i304	i316
	Kg	REF	REF	REF	REF
	1000	225549	206475	218086	218105

- 2 x DIN933 M10X30 (217547-i304 / 217600-i316) + 2 x TM41 M10 (217584-HDG / 218525-i304 / 217612-i316)
- 2/50 x B3 (208827 -HDG / 212096-i304 / 215575-i316)

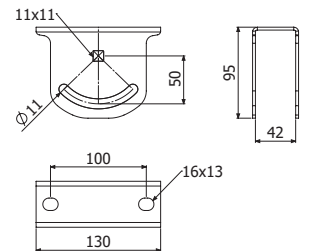


KA41-3S



KA41-3S	e	PG	HDG
	mm	REF	REF
	3	225500	225501

- 2/50 x B3 (208827-HDG / 212096-i304) + DIN933 M10x65 (225505-EZ / 225506-i304) + DIN125 M10 (217561-EZ / 217542-i304) + DIN6923 M10 (225507-EZ / 218802-i304)

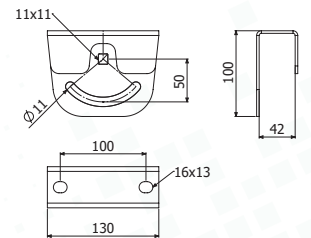


KL41-3S




KL41-3S	e	PG	HDG
	mm	REF	REF
	3	225503	225504

- 2/50 x B3 (208827-HDG / 212096-i304)





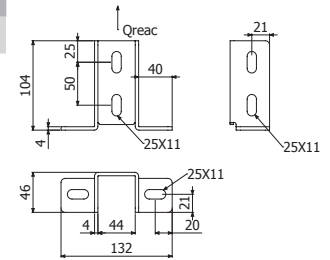
SBL41




	Q _{reac}	e	PG	HDG	i304	i316
	Kg	mm	REF	REF	REF	REF
SBL41	600	4	207058	206472	218085	218104

2 x DIN933 M10X30 ((217559-EZ / 217547-i304 / 217600-i316)) + 2 x TM41 M10 (217551-EZ / 217584-HDG / 218525-I304 / 217612-I316))

2/50 x B3 (208827-HDG / 212096-I304 / 215575-I316)

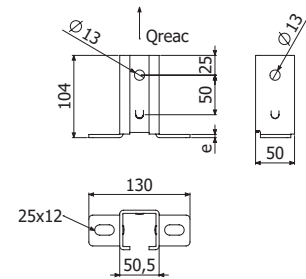


SBL41-3S




	e	PG
	mm	REF
SBL41-3S	4	218657

1 X CT2 M10X65 (100u-Pack: 225593-EZ)



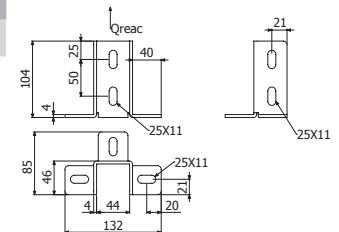
SB41




	Q _{reac}	HDG	i304	i316
	Kg	REF	REF	REF
SB41	700	206471	218087	218106

2 x DIN933 M10X30 (217547-i304 / 217600-i316)) + 2 x TM41 M10 (217584-HDG / 218525-I304 / 217612-I316)

2/50 x B3 (208827 -HDG / 212096-I304 / 215575-I316)



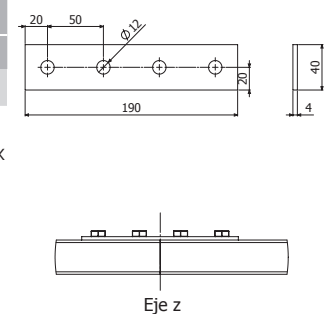
4182A



	PG	HDG	i304	i316
	REF	REF	REF	REF
4182A	218814	206311	218091	218110


4 x DIN933 M10X30 (217547-i304 / 217600-i316)) + 4 x TM41 M10 (217584-HDG)

4/50 x B3 (208827-HDG / 212096-I304 / 215575-I316)





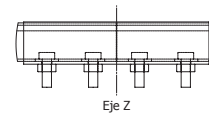
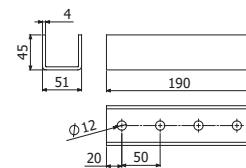
4182I




	Reducc	PG	HDG	i304	i316
	Z	REF	REF	REF	REF
4182I	0%	218820	207011	218100	218119

4 x DIN933 M10X30 (217547-i304 / 217600-i316) + 4 x TM41 M10 (217584-HDG / 218525-I304 / 217612-I316)

4/50 x B3 (208827-HDG / 212096-I304 / 215575-I316)



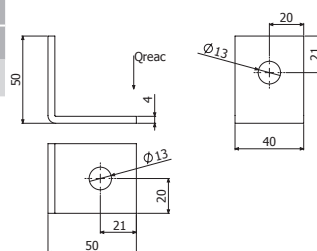
4182C



	PG	HDG	i304	i316
	REF	REF	REF	REF
4182C	218816	206313	218093	218112

2 x DIN933 M10X30 (217547-i304 / 217600-i316) + 2 x TM41 M10 (217584-HDG / 218525-I304 / 217612-I316)

2/50 x B3 (208827-HDG / 212096-I304 / 215575-I316)



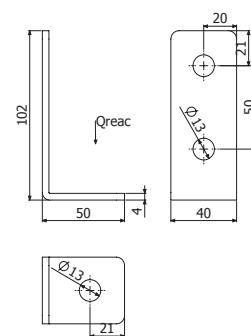
4182CD



	PG	HDG	i304	i316
	REF	REF	REF	REF
4182CD	218817	207127	218094	218113

3 x DIN933 M10X30 (217547-i304 / 217600-i316) + 3 x TM41 M10 (217584-HDG / 218525-I304 / 217612-I316)

3/50 x B3 (208827-HDG / 212096-I304 / 215575-I316)



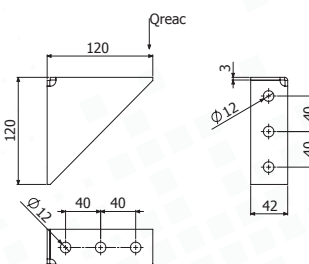
4182D



	PG	HDG	i304	i316
	REF	REF	REF	REF
4182D	218818	206314	218095	218114

4 x DIN933 M10X30 (217547-i304 / 217600-i316) + 4 x TM41 M10 (217584-HDG / 218525-I304 / 217612-I316)

4/50 x B3 (208827-HDG / 212096-I304 / 215575-I316)





4182G

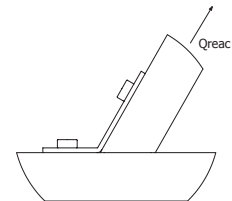
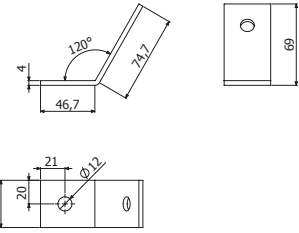


4182G



2 x DIN933 M10X30 (217547-i304 / 217600-i316) + 2 x TM41 M10 (217584-HDG / 218525-I304 / 217612-I316)

2/50 x B3 (208827-HDG / 212096-I304 / 215575-I316)

PG	HDG	i304	i316
REF	REF	REF	REF
225553	206317	218098	218117



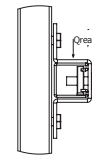
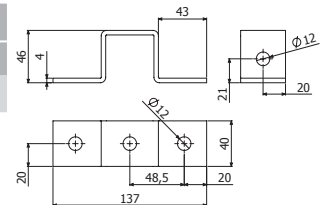
4182E




4182E

3 x DIN933 M10X30 (217547-i304 / 217600-i316) + 3 x TM41 M10 (217584-HDG / 218525-I304 / 217612-I316)

PG	HDG	i304	i316
REF	REF	REF	REF
218819	206315	218096	218115



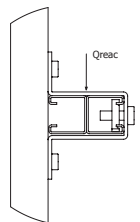
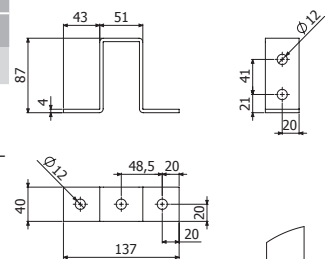
4182F



4182F

3 x DIN933 M10X30 (217547-i304 / 217600-i316) + 3 x TM41 M10 (217584-HDG / 218525-I304 / 217612-I316)

PG	HDG	i304	i316
REF	REF	REF	REF
225552	206316	218097	218116



4182TE

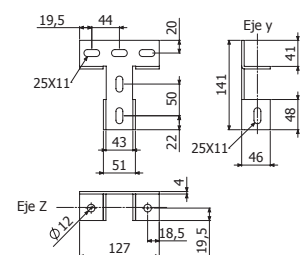


4182TE

4 x DIN933 M10X30 (217547-i304 / 217600-i316) + 4 x TM41 M10 (217584-HDG / 218525-I304 / 217612-I316)


4/50 x B3 (208827-HDG / 212096-I304 / 215575-I316)

PG	HDG	i304	i316
REF	REF	REF	REF
225551	206474	218089	218108





4182CR

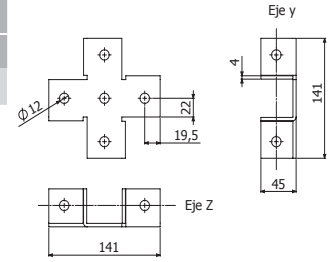


PG	HDG	i304	i316
REF	REF	REF	REF

4182CR	225550	206473	218088	218107
--------	--------	--------	--------	--------

5 x DIN933 M10X30 (217547-i304 / 217600-i316) + 5 x TM41 M10 (217584-HDG / 218525-I304 / 217612-I316)

5/50 x B3 (208827-HDG / 212096-I304 / 215575-I316)



4182J

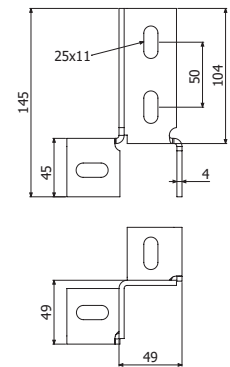


PG	HDG
REF	REF



4182J	225555	217315
-------	--------	--------

4 x DIN933 M10X30 (217547-i304 / 217600-i316) + 4 x TM41 M10 (217584-HDG / 218525-I304 / 217612-I316)

4/50 x B3 (208827-HDG / 212096-I304 / 215575-I316)



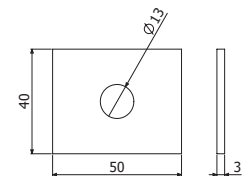
4182K



PG	HDG	i304
REF	REF	REF

4182K	218734	218515	218758
-------	--------	--------	--------

M10, M12



4182N

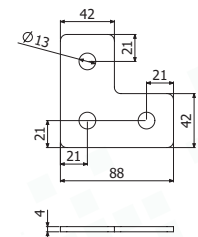


PG	HDG	i304
REF	REF	REF

4182N	225558	223591	
-------	--------	--------	--

3 x DIN933 M10X30 (217547-i304 / 217600-i316) + 3 x TM41 M10 (217584-HDG / 218525-I304 / 217612-I316)

3/50 x B3 (208827 - HDG / 212096-i304 / 215575-i316)





4182L

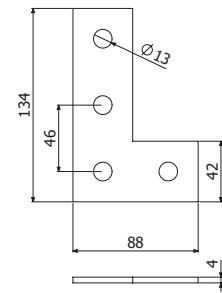


4182L


PG	HDG
REF	REF
225556	223000

4 x DIN933 M10X30 (2017547-i304 / 2017600-i316) + 4 x TM41 M10 (2017584-HDG / 2018525-I304 / 2017612-I316)

4/50 x B3 (208827-HDG / 2012096-I304 / 2015575-I316)



4182M

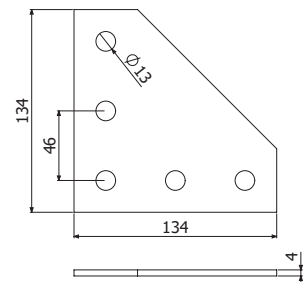


4182M


PG	HDG
REF	REF
225557	223016

4 x DIN933 M10X30 (2017547-i304 / 2017600-i316) + 4 x TM41 M10 (2017584-HDG / 2018525-I304 / 2017612-I316)

4/50 x B3 (208827-HDG / 2012096-I304 / 2015575-I316)



4182H

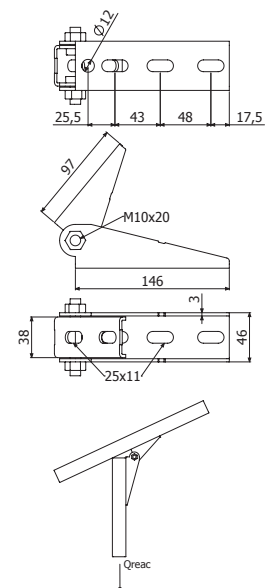


4182H

Q _{reacc}	PG	HDG	i304	i316
kg	REF	REF	REF	REF
800	225554	206948	218099	218118

4 x DIN933 M10X30 (217547-i304 / 217600-i316) + 4 x TM41 M10 (217584-HDG / 218525-I304 / 217612-I316)

4/50 x B3 (208827-HDG / 212096-I304 / 215575-I316)



4182B

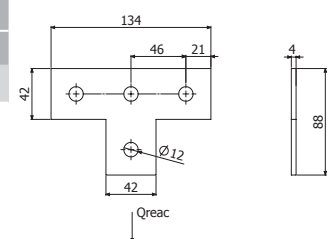


4182B

PG	HDG	i304	i316
REF	REF	REF	REF
218815	206312	218092	218111

4 x DIN933 M10X30 (217547-i304 / 217600-i316) + 4 x TM41 M10 (217584-HDG / 218525-I304 / 217612-I316)

4/50 x B3 (208827-HDG / 212096-I304 / 215575-I316)



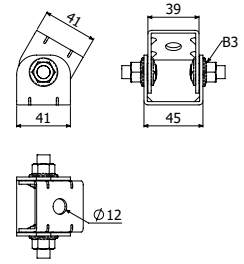


4182CV



	Q _{reac}	HDG	i304	i316
4182CV	500	206477	218090	218109

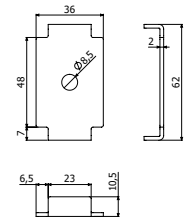
M8 & M10



4182S



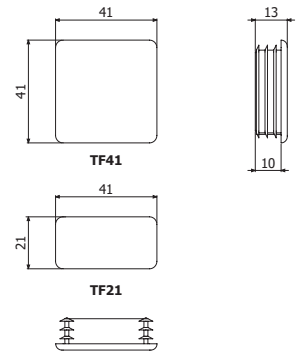

	PG	ZAM3K
4182S	228730	228734



TF41 / TF21



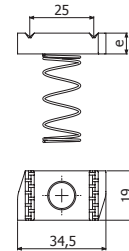
	PVC
TF41	205627
TF21	225463



TM41



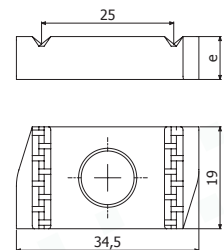
	e	Q _{trac}	Q _{cort}	Pap	EZ	HDG	i304	i316
	mm	kg	kg	N-m	REF	REF	REF	REF
TM41 M6	6	500	100	3,5	217556	208225	☯	218593
TM41 M8	6	600	240	8,4	217557	217583	218524	217611
TM41 M10	8	700	350	17	217551	217584	218525	217612
TM41 M12	8	700	400	29	218759	218736	-	-



TAD



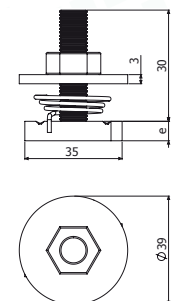
	e	Q _{trac}	Q _{cort}	Pap	EZ	i316
	mm	kg	kg	N-m	REF	REF
TAD M8	6	600	240	8,4	217558	-
TAD M10	8	700	350	17	205543	218742



TEP



	e	Q _{trac}	Q _{cort}	Pap	EZ
	mm	kg	kg	N-m	REF
TEP M10X30	8	700	350	17	217567



PENDANT PROFILES - BasorFIX



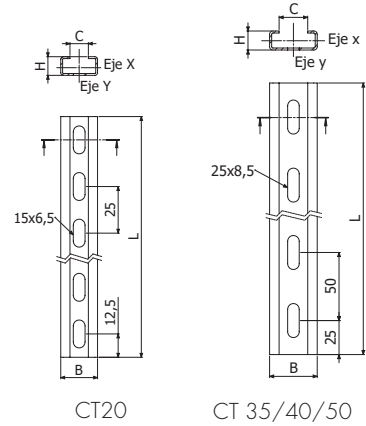
CT



L = 2 -3 m (6,56 -10 ft)

	B	H	C	e	A	W _x	W _y	PG	HDG	ZAM3K
	mm	mm	mm	mm	cm ²	cm ³	cm ³	REF	REF	REF
CT20 2M	20	10	10	1	0,38	0,09	0,25	200242		-
CT20-C 2M	20	10	10	1	0,44	0,1	0,25	200241		-
CT35 2M	35	14	15	1,5	0,9	0,37	1,04	203484		-
CT35 3M	35	14	15	1,5	0,9	0,37	1,04	200237	200238	-
CT40 2M	40	20	20	1,5	1,25	0,64	1,6	205656		-
CT40 3M	40	20	20	1,5	1,25	0,64	1,6	204471	200246	226654
CT50 3M	50	14	30	1,5	1,1	0,37	1,78	200239	200240	-


M6, M8



CT20

CT 35/40/50

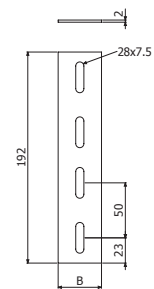
JUCT



	B	PG	HDG
	mm	REF	REF
JUCT 35	28	201122	201123
JUCT 50	40	201124	203473

M6

JUCT 35 --> CT35 / CT40
JUCT 50 --> CT50



C-SVO

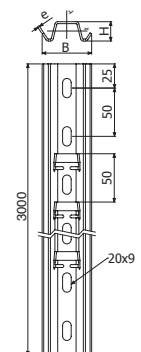


L = 3 m (10 ft)

	B	H	e	PG	HDG	e	i304
	mm	mm	mm	REF	REF	mm	REF
C-SVO 3M	52	20	2	201101	207436	1,5	206415



M6, M8



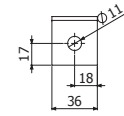
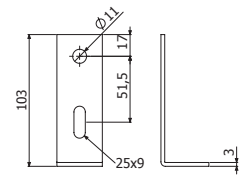


SBL




SBL	e	PG	HDG	e	i304
		REF	REF		REF
	3	200351	200361	2	200371

M8 & M10

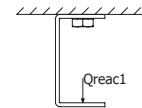
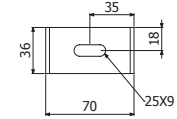
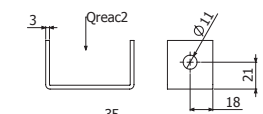


SBC



SBC	Q _{trac} 1	Q _{trac} 2	e	PG	HDG	e	i304
	kg	kg		REF	REF		REF
	40	40	3	200352	200362	2	200372

M8 & M10

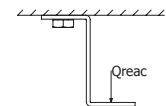
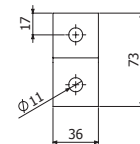
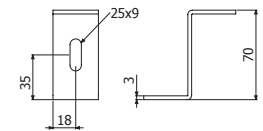


SBZ



SBZ	Q _{trac} 1	e	PG	HDG	e	i304
	kg		REF	REF		REF
	35	3	200354	200364	2	200374

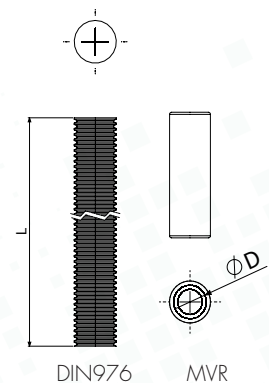
M8 & M10




DIN976 & MVR



DIN976 M6X1000	L	Q _{trac}	EZ	i304
	mm	kg	REF	REF
DIN976 M8X1000	1000	800	203397	206852
DIN976 M10X1000	1000	1400	205535	210018
DIN976 M12X1000	1000	2500	206502	☺
MVR M6	-	-	206323	☺
MVR M8	-	-	204462	207402
MVR M10	-	-	☺	☺



BEAM CLAMPS - BasorFIX



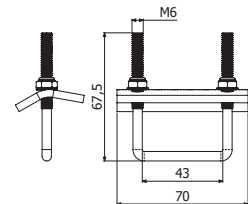
BCAL




BCAL 41/21

e	PG
mm	REF
4	224936

CT40 - P41 41X21 - P41 41X41 (PG)



BCA



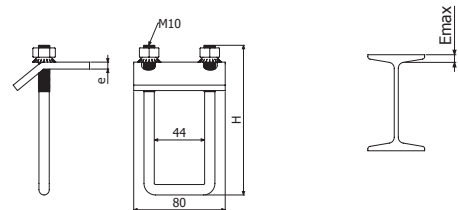
BCA 41X41

BCA 41X82

Emax	H	Pap	e	HDG	Pap	e	i304	i316
mm	mm	N·m	mm	REF	N·m	mm	REF	REF
20	90	26	6	208809	31	5	218513	218539
20	130	26	6	208810	31	5	218512	218540

BCA 41X41 - P41 41X41

BCA 41X82 - P41D 41X82



BVL



BVL41

BVL82


BVL41

BVL82

H	HDG
mm	REF
60	211230
100	211231

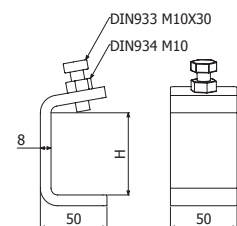
BVL41 + 41X41 + TM10 + DIN933 M10x30

BVL82 + 41X82 + TM10 + DIN933 M10x30



BVL41 + 41X41

BVL82 + 41X82






GV2



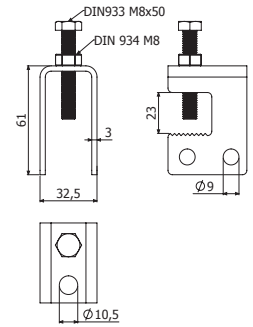
GV2	e	PG	i304
-----	---	----	------

M8 & M10



200 Kg

3	215501	218642
mm	REF	REF




GVV2



GVV2	PG
------	----

M8 & M10



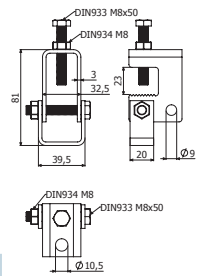
200 Kg

95 Kg



80 Kg

200 Kg

REF	207073
-----	--------

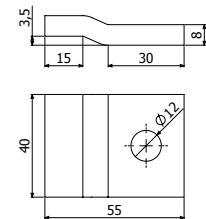
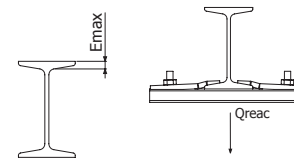


BRP



BRP	Emax	Qreac	HDG 85
-----	------	-------	--------

M10




5	1000	205624
mm	kg	REF

DIN976 & MVR

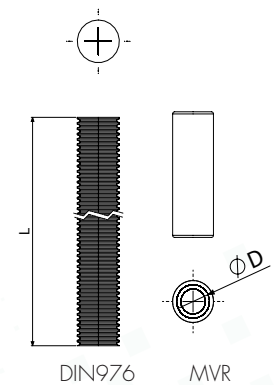


DIN976

DIN976 M6X1000	L	Qtrac	EZ	i304
DIN976 M8X1000	mm	kg	REF	REF
DIN976 M10X1000	1000	400	217562	☺
DIN976 M12X1000	1000	800	203397	206852
MVR M6	1000	1400	205535	210018
MVR M8	1000	2500	206502	☺
			206323	
			204462	207402



MVR



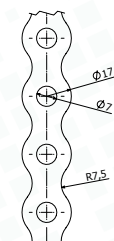
CSJ




CSJ	AL	PG	i430
-----	----	----	------

M6

203461	204291	203462
REF	REF	REF





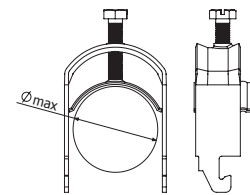
SE41




COMPATIBILITY LIST

P41 41X41
P41 41X21
BASORTRAV F2E
BASORTRAV BSL/BSLR

	\varnothing max	e	HDG
	mm	mm	REF
SE41 8-12	8-12	1,5	207352
SE41 12-16	12-16	1,5	207353
SE41 16-20	16-20	1,5	207354
SE41 20-24	20-24	1,5	207355
SE41 24-28	24-28	1,5	207356
SE41 28-32	28-32	1,5	207357
SE41 32-36	32-36	1,5	207358
SE41 36-40	36-40	1,5	207359
SE41 40-44	40-44	1,5	207360
SE41 44-48	44-48	1,5	207361
SE41 48-52	48-52	1,5	207362
SE41 52-56	52-56	1,5	207363
SE41 56-60	56-60	1,5	207364
SE41 60-64	60-64	1,5	207365
SE41 64-70	64-70	1,5	207366
SE41 70-76	70-76	1,5	207367
SE41 76-82	76-82	1,5	207368
SE41 82-88	82-88	1,5	207369
SE41 88-94	88-94	1,5	207370
SE41 94-100	94-100	1,5	207371

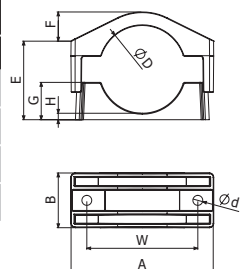




SE



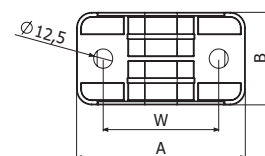
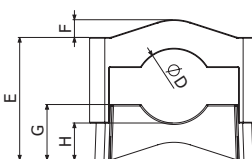
	A	B	W	D	E	d	F	G	H	RM	PAFV
	mm	mm	mm	mm	mm	mm	mm	mm	mm	kN	REF
SE 15-26	77	45	50	15-26	26-42	10	4	17	8	20	✓
SE 75-100	200	80	150	75-100	70-95	15	32	45	10	68,8	X
SE 100-135	225	85	175	100-135	85-120	15	43	58	10	67,4	X
SE 135-170	260	90	210	135-170	133-169	15	62	90	28	66,3	X



SEG




	A	B	W	D	E	F	G	H	RM	PAFV
	mm	mm	mm	mm	mm	mm	mm	mm	kN	REF
SEG 26-50 PA	111	60	76	26-51	55-80	12	36	24	15	✓
SEG 50-80 PA	135	60	100	50-81	78-108	16	47	23	15	✓



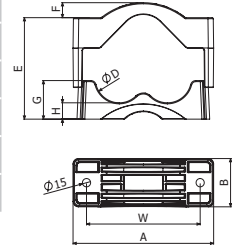


TRIPLE




	A	B	W	D	E	F	G	H	RM		PAFV
	mm	mm	mm	mm	mm	mm	mm	mm	kN		REF
TRIPLE 27-38	180	75	125	3X 27-38	63-90	12	35	16,5	35,9	✓	207289
TRIPLE 38-51	195	80	145	3X 38-51	84-115	16	45	20	39,8	✓	207290
TRIPLE 51-69	220	85	170	3X 51-69	109-150	21	58	26	69,9	✓	207291
TRIPLE 69-90	252	90	215	3X 69-90	134-185	29	72	30	56,7	✓	207292
TRIPLE 90-118	321	100	270	3X 90-118	180-250	27	89	33	54,3	✓	207293
TRIPLE 118-150	400	110	340	3X 118-150	211-310	37	110	75	54,3	✓	207294

RoHS
OK




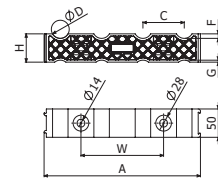
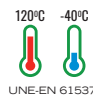


IM



	A	B	H	D	F	G	H	RM		PAFV
	mm	mm	mm	mm	mm	mm	mm	kN		REF
IM 4X12-32	280	74	50	148	12-32	9	4,5	29,5	✓	207295
IM 4X32-48	345	85	65	170	32-48	18	10	29,5	✓	207296

RoHS
OK






DIN976 & DIN934



DIN976

- DIN976 M8X90
- DIN976 M10X100
- DIN976 M10X150
- DIN976 M12X150
- DIN976 M12X200
- DIN976 M12X250
- DIN976 M12X360

i304
REF
210246
210247
210248
210249
210250
210251
210252




DIN934

- DIN934-100 Pack M8
- DIN934-100 Pack M10
- DIN934-100 Pack M12

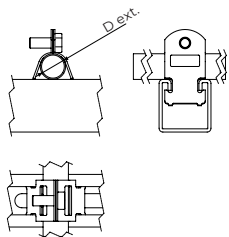

i304
REF
225578
225577
225579

COMPATIBILITY LIST

	VR min	VR max
	SE 15-26	DIN976 M8x85
	SE 75-100	DIN976 M12x150
	SE 100-135	DIN976 M12x150
	SE 135-170	DIN976 M12x200
	SEG 26-50	DIN976 M10x100
	SEG 50-80	DIN976 M10x150
	TRIPLE 27-38	DIN976 M12x150
	TRIPLE 38-51	DIN976 M12x150
	TRIPLE 51-69	DIN976 M12x150
	TRIPLE 69-90	DIN976 M12x200
	TRIPLE 90-118	DIN976 M12x250
	TRIPLE 118-150	DIN976 M12x250
	IM 3X12-32	DIN976 M12x150
	IM 4X32-48	DIN976 M12x200





BFT-P41

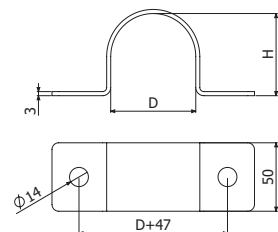


	D ext.	e	PG		D ext.	e	HDG
	mm	mm	REF		mm	mm	REF
BFT-P41 20	17,9-20	1,5	206811	BFT-P41 1/2"	20,5-21,4	1,5	214642
BFT-P41 25	23,4-25,4	1,5	206812	BFT-P41 3/4"	25,4-26,9	1,5	214643
BFT-P41 32	29,5-32	1,5	206813	BFT-P41 1"	32,8-33,4	1,5	214644
BFT-P41 40	38,4-40,6	2	206814	BFT-P41 1 1/4"	41,3-42,4	2	214645
BFT-P41 50	50,3-53,7	2	206815	BFT-P41 1 1/2"	47,6-50	2	214646
-	-	-	-	BFT-P41 2"	59,5-62,2	2,5	214647
-	-	-	-	BFT-P41 2 1/2"	69,9-73,0	2,5	214648
-	-	-	-	BFT-P41 3"	84,0-88,9	2,5	214649
-	-	-	-	BFT-P41 4"	111,1-115,3	2,5	214650

BCP



	D	H	HDG
	mm	mm	REF
BCP 1/2"	24	21	209478
BCP 3/4"	30	26,5	209479
BCP 1"	36	33,5	209480
BCP 1 1/4"	45	42	209481
BCP 1 1/2"	51	48	209482
BCP 2"	63	60	209483
BCP 2 1/2"	76	72,7	2017608
BCP 3"	93	88,5	209484
BCP 4"	117	114	209485




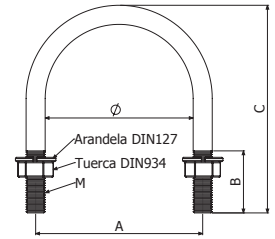
🔧 2x DIN933 M10x30 i304 (2017547) + 2x TM41 M10 HDG (2017584)



ABC



	ø	A	B	C	M	PG
	inch	mm	mm	mm		REF
ABC 1/2"	1/2"	30	17	42	M6	207458
ABC 3/4"	3/4"	35	19	50	M6	207459
ABC 1"	1"	42	24	62	M6	207460
ABC 1.1/4"	1 1/4"	51	24	71	M6	208190
ABC 1.1/2"	1 1/2"	59	26	80	M8	207461
ABC 2"	2"	71	26	91	M8	207462
ABC 2.1/2"	2 1/2"	85	35	117	M10	208191
ABC 3"	3"	101	35	130	M10	207463
ABC 4"	4"	127	35	155	M10	207464



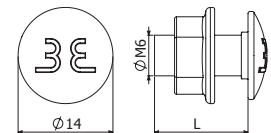
	ø	A	B	C	M	HDG
	inch	mm	mm	mm		REF
ABC 1/2"	1/2"	32	17	42	M8	208207
ABC 3/4"	3/4"	37	19	50	M8	208208
ABC 1"	1"	44	24	62	M8	208209
ABC 1.1/4"	1 1/4"	53	24	71	M8	208210
ABC 1.1/2"	1 1/2"	59	26	80	M8	208211
ABC 2"	2"	71	26	91	M8	208212
ABC 2.1/2"	2 1/2"	85	35	117	M10	208213
ABC 3"	3"	101	35	130	M10	208214
ABC 4"	4"	127	35	155	M10	208215



B1



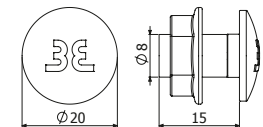
	L	Pap	EZ	HDG	i304	i316
	mm	N•m	REF.	REF.	REF.	REF.
B1-100 Pack 100u	14	6	204356	206826	-	-
B1-100 Pack 100u	20	6	-	-	204925	218388



B2



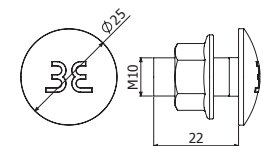
	Pap	EZ	HDG	i304	i316
	N•m	REF.	REF.	REF.	REF.
B2-100 Pack 100u	15	204926	206792	205392	218443



B3



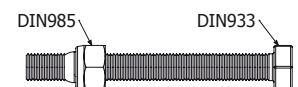
	Pap	HDG	i304	i316
	N•m	REF.	REF.	REF.
B3-50 Pack 50u	35	208827	212096	215575



CT2



		EZ	i304	
		REF.	REF.	
CT2-100 Pack	M8X55	100u	225590	-
CT2-100 Pack	M8X75	100u	225591	225592
CT2-100 Pack	M10X65	100u	225593	-
CT2-50 Pack	M10X100	50u	-	225594



CT2 M8



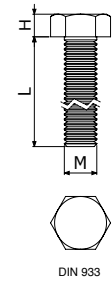
CT2 M10



DIN933



	P N-m	M mm	L mm	H mm	EZ REF	i304	i316	
						REF	REF	
DIN933-100 M6X20 Pack	100	8	6	20	4	225564	-	☺
DIN933-100 M6X25 Pack	100	8	6	25	4	228979	228980	
DIN933-100 M8X25 Pack	100	15	8	25	5,3	228981	-	
DIN933-100 M8X30 Pack	100	15	8	30	5,3	-	228982	
DIN933-100 M10X20 Pack	100	35	10	20	6,4	225573	225575	
DIN933-100 M10X30 Pack	100	35	10	30	6,4	225570	225563	
DIN933-100 M10X65 Pack	100	35	10	65	6,4	225582	-	

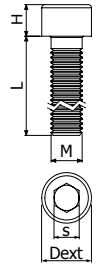


DIN 933

DIN912



	P	M	L	H	Dext	s	EZ	i304	i316
	N-m	mm	mm	mm	mm	mm	REF	REF	REF
DIN912 M10X30	35	10	30	10	10	5	☺	217609	☺
DIN912 M8X70	15	8	70	8	13	6	217580	217581	
DIN912 M8X55	15	8	55	8	13	6	217577	217579	

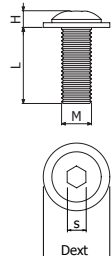


DIN 912

ISO7380-2




	P N-m	M mm	L mm	H mm	Dext	s	EZ	i304	i316	
							REF	REF	REF	
ISO7380-2 M10X40	35	10	40	5,5	21,9	6	-	218514	-	
ISO7380-2 M10X25		35	10	25	5,5	21,9	6	-	218824	
ISO7380-2 M8X20		8	6	20	3,3	17,8	5	-	218828	
ISO7380-2 M6X20		8	6	20	3,3	13,6	4	-	218765	
ISO7380-2-100 Pack M8X30	100u	15	8	30	4,4	17,8	5	-	225581	-
ISO7380-2-100 Pack M6X25	100u	8	6	25	3,3	13,6	4	225576	225595	-
ISO7380-2-100 Pack M6X10	100u	8	6	10	3,3	13,6	4	-	226133	-

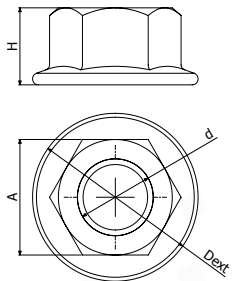


ISO 7380-2


DIN6923



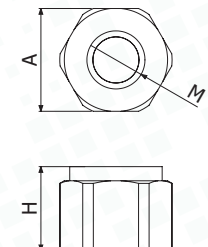
	Pap N-m	M mm	Dext mm	A mm	H mm	EZ	i304	i316	
						REF	REF	REF	
DIN6923-100 Pack M6	100u	8	M6	14	10	6	225565	225568	-
DIN6923-100 Pack M8	100u	15	M8	18	13	8	225566	225569	-
DIN6923-100 Pack M10	100u	35	M10	22	15	10	225507	225580	-
DIN6923 M12		40	M12	26	18	12	218757	-	☺



DIN985




	Pap N-m	M mm	A mm	H mm	EZ	i304
					REF	REF
DIN985 M8	15	M8	13	8	223792	218743
DIN985 M10	35	M10	17	10	-	218744

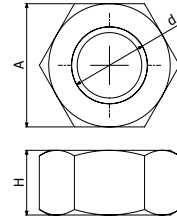




DIN934



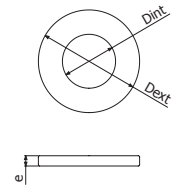
	Pap N·m	M mm	A mm	H mm	EZ	i304	i316
					REF	REF	REF
DIN934 M6	8	M6	10	4,8	217605	218766	
DIN934 M8	15	M8	13	6,2	217606	-	
DIN934 M10	35	M10	17	7,7	217607	-	225080
DIN934-100 Pack M8	100u	15	M8	13	6,2	-	225578
DIN934-100 Pack M10	100u	35	M10	17	7,7	-	225577
DIN934-100 Pack M12	100u	40	M12	19	9,7	-	225579



DIN125



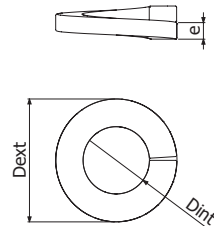
	Dint mm	Dext mm	e mm	EZ	i304	i316
				REF	REF	REF
DIN125 M8	8,4	16	1,6	-	-	217544
DIN125 M10	10,5	20	2	-	-	218741
DIN125-1000 Pack M6	1000u	6,4	12	1,6	225574	225559
DIN125-1000 Pack M8	1000u	8,4	16	1,6	225560	225562
DIN125-1000 Pack M10	1000u	10,5	20	2	225572	225561
DIN125-1000 Pack M12	1000u	13	24	2,5	-	225571



DIN127



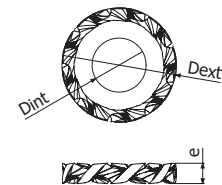
	Dint mm	Dext mm	e mm	EZ	i304	i316
				REF	REF	REF
DIN127 M6	6,1	11,8	1,6	-	205541	
DIN127 M8	8,1	14,8	2	223791	215131	
DIN127 M10	10,2	18,1	2,2	205542	215132	



DIN6798



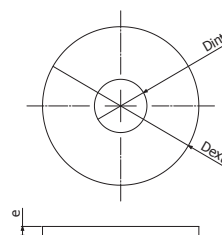
	Dint mm	Dext mm	e mm	i304	i316
				REF	REF
DIN6798 M8	8,4	15	0,8	217344	218762
DIN6798 M10	10,5	18	0,9	217351	218763



DIN9021



	Dint mm	Dext mm	e mm	EZ	i304	
				REF	REF	
DIN9021-200 Pack M6	200u	6,4	18	1,6	225583	225584
DIN9021-200 Pack M8	200u	8,4	24	2	225585	225587
DIN9021-200 Pack M10	200u	10,5	30	2,5	-	225588
DIN9021 M12		13	40	3	218905	218739





CCM

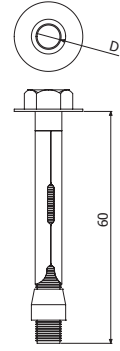


M	L	Qtrac	EZ	i316
mm	mm	kg	REF	REF
6	60	190	206419	-
8	60	320	206420	☎

SCM M6X60

CCM M8X60

↓ 60mm, Ø 8mm (CCM 6X60) / Ø10mm (CCM 8x60)



SCM

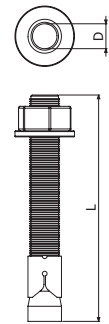


D	L	Qtrac	EZ	i316
mm	mm	kg	REF	REF
10	75	600	206472	☎
12	80	1040	206258	☎

SCM M10X75

SCM M12X80

↓ 60-70mm (SCM 10x75) - ↓ 75-90mm (SCM 12x80), Ø 10mm (SCM 10X75) / Ø12mm → (SCM 12x80)



CM

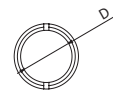
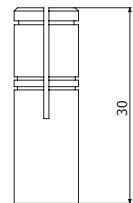


D	M	Qtrac	EZ
			REF
8	6	340	206468
10	8	370	206469

CM M6X30

CM M8X30

↓ 32mm - Ø 8mm (CM 6x30) / ↓ 33mm - Ø 10mm (CM8x30)



TDC



BPZ




BPHDG

TDC Cutting Tool

BPZ Paint bright Zn 400ml

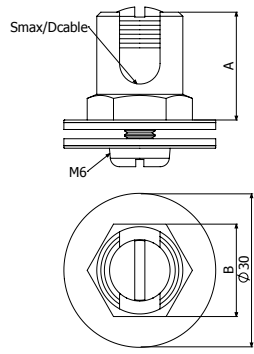
BPHDG Repair HDG 96% Zn 500ml

REF
205066
207224
225464

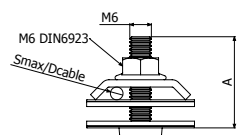


TT / TTL


	Smin	Smax	Dcable	A	B	LTN
	mm ²	mm ²	mm	mm	mm	REF
TT 4-35	4	35	2,2 α 8	22	18	206796
TT 35-95	35	95	8 α 12	30	24	206797
TTL 10-35	10	35	4 α 8	25	-	208189




TT




TTL

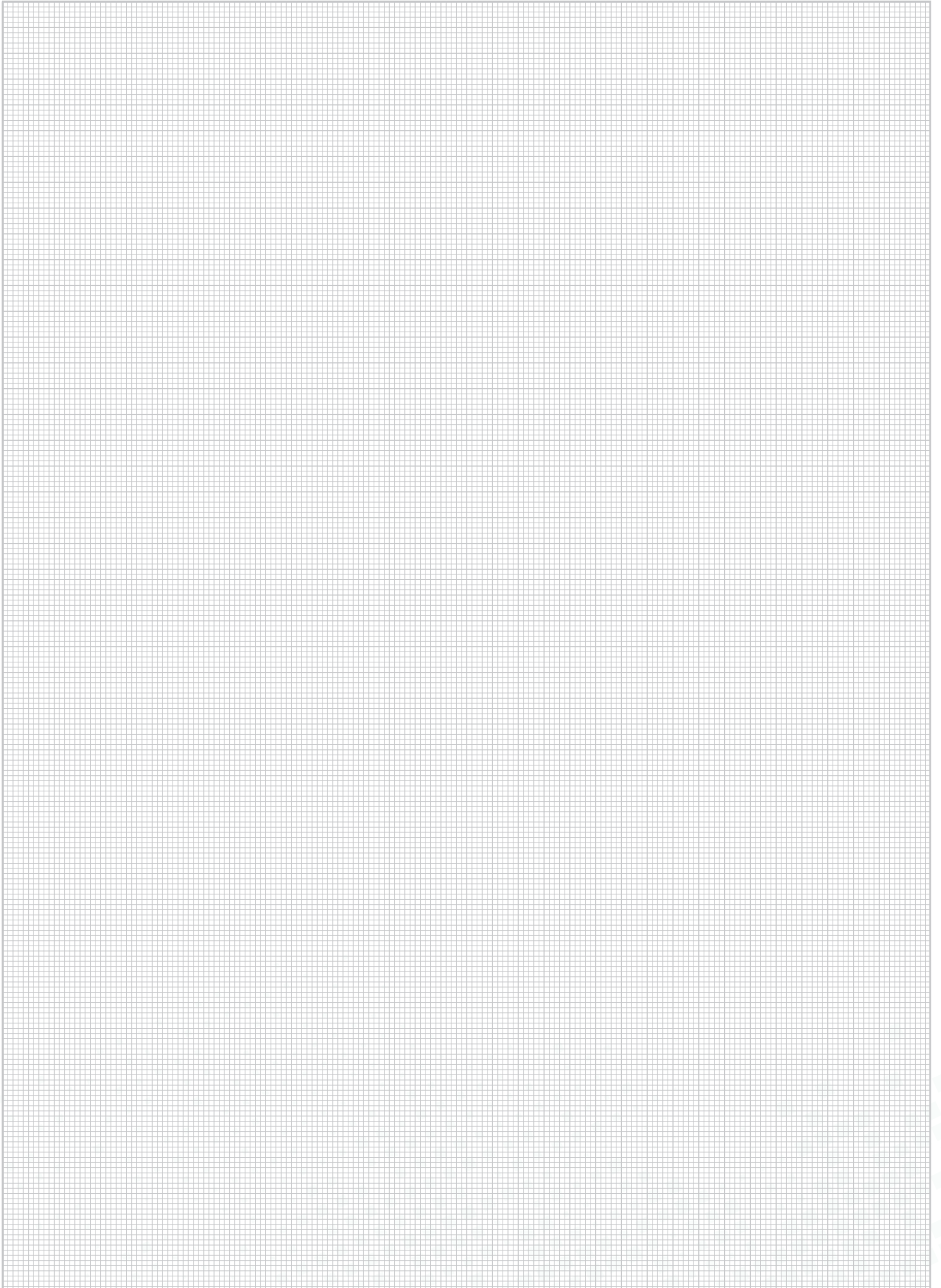


TT



TTL

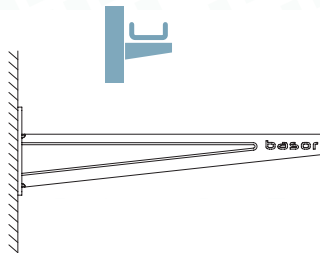














BasorSupport

SWL

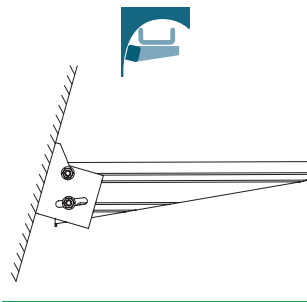





C-SHO	SCR	SRB
 PG HDG i304i316	 PG HDG ZAM3K i304i316	 PG HDG
PG/HDG 105-27 kg (231-59 lb) i304/i316 85-22 kg (187-48 lb)	PG/HDG 105-70 kg (231-59 lb) i304/i316 115-40 kg (253-88 lb)	95-70 kg (209-154 lb)
P. 45	P. 45	P. 45

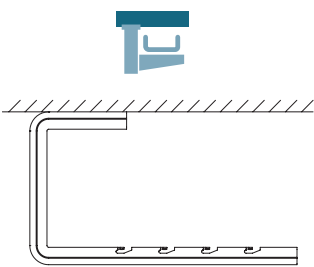
SRB-N	SHX	SHL	SHR
 PG	 N HDG	 i304i316	 i304i316
160-97 kg (352-213 lb)	330-165 kg (727 - 363 lb)	350-165 kg (771 - 363 lb)	395 - 240 kg (870 - 529 lb)
P. 46	P. 46	P. 47	P. 47



SP2	SP2D	SP4	SP4D
 EZ HDG	 HDG	 EZ HDG i304i316	 HDG i304i316
218-73 kg (480-160 lb)	325-230 kg (717-508 lb)	PG/HDG 557-201 kg (1227-443 lb) i304/i316 525-213 kg (1157-469 lb)	HDG 500-260 kg (1103-574 lb) i304/i316 610-320 kg (1344-705 lb)
P. 48	P. 48	P. 48	P. 49

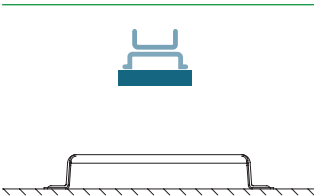
SWL



KS + SCR	KS + SRB	KSR + C-SR
 PG HDG i304 i316	 PG HDG	 PG HDG i304 i316
260-74 kg (573-163 lb)	180-70 kg (396-154 lb)	195-110 kg (429-242 lb)
P. 50	P. 50	P. 51



C-SHOT	C-SVO + VR8
 PG HDG i304 i316	 PG HDG ZAM3K i304 i316
PG/HDG 100-45 kg (220-99 lb)	
i304/i316 75-24 kg (165-52 lb)	250-87 kg (552-192 lb)
P. 53	P. 53



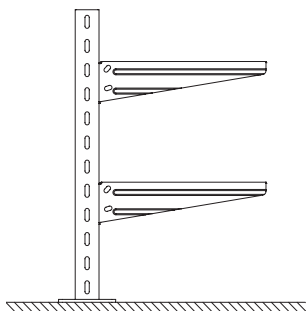
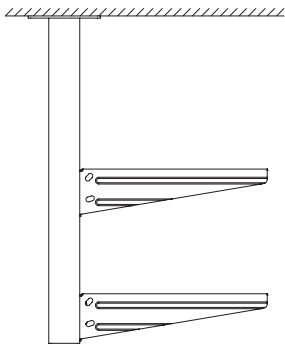
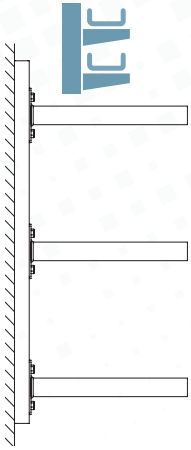
SV	PBF
 PG HDG i304 i316	 PG HDG i304 i316
276-207 kg (608-456 lb)	250 kg (551 lb)
P. 59	P. 59



NO DRILLOR
SCREWS NEEDED

SCBFR	SCBFR 3,5KG	SCERC
		
220 kg (485 lb)	440 kg (970 lb)	220 kg (485 lb)
P. 59	P. 59	P. 59

SWL



SVP+SP **I8 + SHV**



350-200 kg (772-441 lb) 200 kg (441 lb)
P. 48 **P. 50 / 70**

C-SHO400+C-SHO **SUL+SCR/SRB** **SU/SUR+SCR/SRB/SHL/SHR**



80-39 kg (177-86 lb) 315-106 kg (695-234 lb) 431-160 kg (951-353 lb) / 705-310 kg (1555-684 lb)
P. 53 **P. 50** **P. 45**

SP3S + SHST **SP4 + SP4/SHL**



328-98 kg (723-216 lb) 470-170 kg (1037-375 lb)
P. 51 **P. 54**

SP4D+SP4/SHR



837-313 kg (1846-691 lb)
P. 55



C-PC / PC



P. 65

P41-3S 41X41 - SBL41



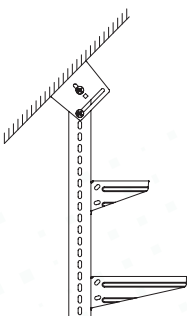
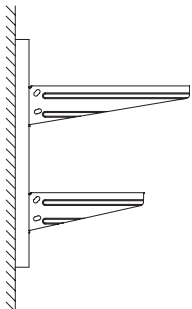
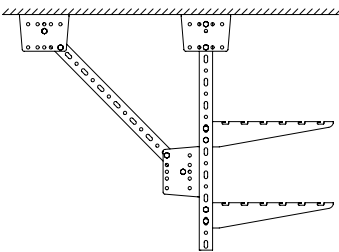
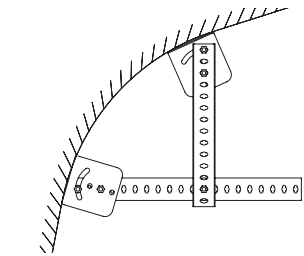
P. 67

18



P. 69

41/82



SWL kg(lb)



		B mm (inch)										
		50 (2")	100 (4")	150 (6")	200 (8")	300 (12")	400 (16")	500 (20")	600 (24")	700 (28")	800 (32")	1000 (40")
C-SHO	3 6	-	105 (231)	100 (220)	81 (178)	45 (99)	27 (59)	-	-	-	-	-
	9A 9B	-	85 (187)	69 (152)	45 (99)	35 (77)	22 (48)	-	-	-	-	-
SCR	3 6 8+	104 (229)	104 (229)	80 (176)	70 (154)	85 (187)	80 (176)	105 (231)	90 (198)	-	-	-
	9A 9B	115 (253)	115 (253)	90 (198)	70 (154)	50 (110)	40 (88)	50 (110)	45 (99)	-	-	-
SRB-N	3	-	160 (352)	165 (363)	140 (308)	135 (397)	120 (264)	115 (253)	97 (213)	-	-	-
SRB	3 6	-	80 (176)	80 (176)	70 (154)	85 (187)	75 (165)	95 (209)	70 (154)	-	-	-
	3 6	-	80 (176)	80 (176)	70 (154)	85 (187)	75 (165)	95 (209)	70 (154)	-	-	-
SHX	6	-	185 (407)	165 (363)	165 (363)	190 (418)	330 (727)	260 (573)	240 (529)	-	-	-
SHL	6 9C 9D	-	205 (450)	165 (363)	165 (363)	315 (694)	340 (749)	350 (771)	305 (672)	-	-	-
	6 9C 9D	-	205 (450)	165 (363)	165 (363)	315 (694)	340 (749)	350 (771)	305 (672)	-	-	-
SHR	6 9C 9D	-	-	-	-	395 (870)	370 (815)	360 (793)	310 (683)	280 (317)	240 (529)	-
	6 9C 9D	-	-	-	-	395 (870)	370 (815)	360 (793)	310 (683)	280 (317)	240 (529)	-
SP2	3 6	-	218 (480)	168 (370)	131 (288)	93 (205)	73 (160)	-	-	-	-	-
	3 6	-	218 (480)	168 (370)	131 (288)	93 (205)	73 (160)	-	-	-	-	-
SP2D	6	-	-	-	325 (717)	265 (591)	230 (508)	-	-	-	-	-
	6	-	-	-	325 (717)	265 (591)	230 (508)	-	-	-	-	-
SP4	3 6	-	557 (1227)	417 (919)	334 (736)	315 (694)	245 (540)	238 (524)	201 (443)	-	-	-
	9C 9D	-	525 (1157)	444 (979)	342 (754)	292 (643)	250 (551)	231 (509)	213 (469)	-	-	-
SP4D	6	-	-	-	-	500 (1103)	500 (1103)	500 (1103)	430 (948)	370 (816)	320 (706)	260 (574)
	9C 9D	-	-	-	-	500 (1103)	500 (1103)	500 (1103)	430 (948)	370 (816)	320 (706)	260 (574)
SP4+R450	6	-	-	-	-	-	724 (1597)	592 (1306)	501 (1105)	434 (957)	383 (845)	310 (684)
	6	-	-	-	-	-	724 (1597)	592 (1306)	501 (1105)	434 (957)	383 (845)	310 (684)
SP4D+R450	6	-	-	-	-	-	-	1123 (2476)	950 (2095)	823 (1815)	726 (1601)	588 (1297)
	6	-	-	-	-	-	-	1123 (2476)	950 (2095)	823 (1815)	726 (1601)	588 (1297)
SHST-CEU	3	-	160 (352)	160 (352)	146 (321)	157 (346)	124 (273)	111 (244)	106 (233)	-	-	-
	3	-	160 (352)	160 (352)	146 (321)	157 (346)	124 (273)	111 (244)	106 (233)	-	-	-

SWL kg(lb)



		B mm (inch)										
		50 (2")	100 (4")	150 (6")	200 (8")	300 (12")	400 (16")	500 (20")	600 (24")	700 (28")	800 (32")	1000 (40")
C-PC+SRB-N	6	-	160 (325)	165 (363)	140 (308)	135 (397)	120 (264)	115 (253)	97 (213)	-	-	-
	6	-	160 (325)	165 (363)	140 (308)	135 (397)	120 (264)	115 (253)	97 (213)	-	-	-
I8+SHV	6	-	-	-	-	200 (441)	200 (441)	200 (441)	200 (441)	200 (441)	200 (441)	-
	6	-	-	-	-	200 (441)	200 (441)	200 (441)	200 (441)	200 (441)	200 (441)	-
KS+SCR	3 6	-	260 (573)	240 (539)	195 (429)	120 (264)	74 (163)	145 (319)	105 (231)	-	-	-
	3 6	-	260 (573)	240 (539)	195 (429)	120 (264)	74 (163)	145 (319)	105 (231)	-	-	-
KS+SRB	3 6	-	180 (396)	170 (374)	135 (297)	85 (187)	50 (110)	95 (209)	70 (154)	-	-	-
	3 6	-	180 (396)	170 (374)	135 (297)	85 (187)	50 (110)	95 (209)	70 (154)	-	-	-
KSR+C-SR	3 6 9A 9B	-	-	-	195 (429)	85 (187)	175 (385)	135 (297)	110 (242)	-	-	-
	3 6 9A 9B	-	-	-	195 (429)	85 (187)	175 (385)	135 (297)	110 (242)	-	-	-



C-SHO



C-SHO



PSHO

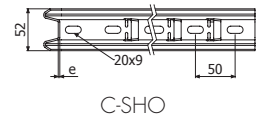
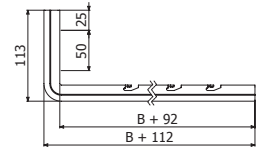


	B	e	SWL	PG	HDG	e	SWL	i304	i316			
	mm	inch	kg	lb	REF	REF	mm	kg	lb			
C-SHO100	100	4"	1,5	105	231	207230	207239	1,5	85	187	207490	217824
C-SHO150	150	6"	2	100	220	207231	207240	1,5	69	152	207491	218415
C-SHO200	200	8"	2	81	178	207232	207241	1,5	45	99	207492	217825
C-SHO300	300	12"	2	45	99	207233	207242	1,5	35	77	207493	217826
C-SHO400	400	16"	2	27	59	207234	207243	1,5	22	48	207494	218416
PSHO	-	-	2	-	-	206240	206318	2	-	-	218139	218479
TFSS	-	-	-	-	-	200894	-	-	-	-	-	-

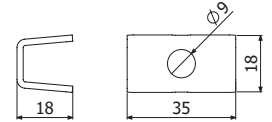
BF2R/BFR 100-400mm
 B1(204356-EZ / 206826-HDG / 204925-i304)



TFSS




C-SHO



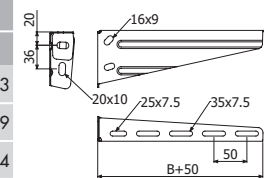
PSHO

SCR



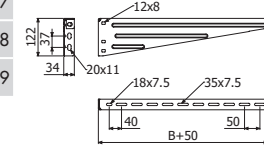
	B	e	SWL	PG	HDG	ZAM3K	e	SWL	i304	i316			
	mm	inch	kg	lb	REF	REF	mm	kg	lb	REF	REF		
SCR 50	50	2"	1,5	104	229	200975	203450	226637	1,5	115	253	200994	218433
SCR 100	100	4"	1,5	104	229	200976	200980	226638	1,5	115	253	200995	217829
SCR 150	150	6"	1,5	80	176	200977	200981	226639	1,5	90	198	200996	218434
SCR 200	200	8"	1,5	70	154	200978	200982	226640	1,5	70	154	204691	218435
SCR 300	300	12"	2	85	187	200997	201002	226641	2	50	110	201020	218436
SCR 400	400	16"	2	80	176	200998	201003	226642	2	40	88	201021	218437
SCR 500	500	20"	2	105	231	200999	201004	226643	2	50	110	204464	218438
SCR 600	600	24"	2	90	198	201000	201005	226644	2	45	99	201022	218439

B1 (204356-EZ / 206826-HDG / 204925-i304 / 218388-i316)
 CTBF (204362-EZ / 207132-HDG / 204923-i304 / 208229-i316)





SCR

50/100/200/300/400

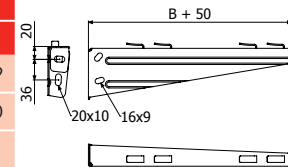


SCR 500/600/750

SRB

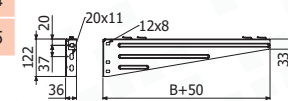


	B	e	SWL	PG	HDG			
	mm	inch	kg	lb	REF	REF		
SRB 100	2	100	4"	1,5	80	176	206372	206379
SRB 150	2	150	6"	1,5	80	176	206373	206380
SRB 200	3	200	8"	1,5	70	154	206374	206381
SRB 300	4	300	12"	2	85	187	206375	206382
SRB 400	4	400	16"	2	75	165	206376	206383
SRB 500	4	500	20"	2	95	209	206377	206384
SRB 600	4	600	24"	2	70	154	206378	206385



SRB


100/150/200/300/400



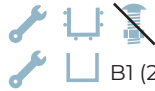
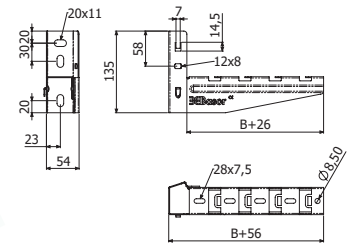
SRB 500/600



SRB-N




	B		e	SWL		PG
	mm	inch		kg	lb	REF
SRB-N 100	100	4"	1,5	160	352	224371
SRB-N 150	150	6"	1,5	165	363	224372
SRB-N 200	200	8"	1,5	140	308	224373
SRB-N 300	300	12"	2	135	397	224374
SRB-N 400	400	16"	2	120	264	224375
SRB-N 500	500	20"	2	115	253	223762
SRB-N 600	600	24"	2	97	213	223763



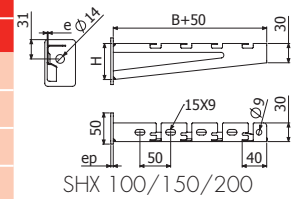
B1 (204356-EZ)



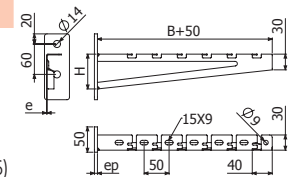
SHX



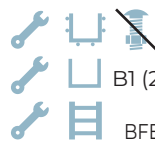
	B		e	ep	H		SWL		HDG
	mm	inch			mm	mm	mm	inch	kg
SHX 100	100	4	1.5	4	47	1 7/8"	185	407	225731
SHX 150	150	6	1.5	4	53	2 1/8"	165	363	225732
SHX 200	200	8	1.5	4	58	2 1/4"	165	363	225733
SHX 300	300	12	1.5	6	69	2 3/4"	190	418	225734
SHX 400	400	16	2	6	79	3 1/8"	330	727	225735
SHX 500	500	20	2	6	90	3 1/2"	260	573	225736
SHX 600	600	24	2	6	102	4"	240	529	225737



SHX 100/150/200



SHX 300/400/500/600




B1 (206826-HDG / 204925-i304)

BFE (203293 i304 // 218530 i316) + B2 (205392 i304 // 218443 i316)

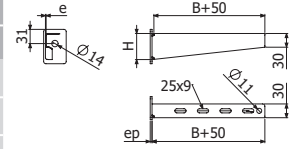




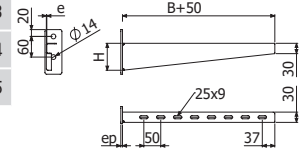
SHL



	B		e		ep		H		SWL		i304	i316
	mm	inch	mm	mm	mm	inch	kg	lb	REF	REF		
SHL 100	100	4"	1,5	4	47	1 7/8"	205	451	217141	218449		
SHL 150	150	6"	1,5	4	53	2 1/8"	165	363	217142	218450		
SHL 200	200	8"	1,5	4	58	2 1/4"	165	363	217143	218451		
SHL 300	300	12"	1,5	5	68	2 3/4"	315	694	217144	218452		
SHL 400	400	16"	1,5	5	79	3 1/8"	340	749	217145	218453		
SHL 500	500	20"	2	5	89	3 1/2"	350	771	217146	218454		
SHL 600	600	24"	2	5	100	4"	305	672	217147	218455		




SHL 100/200



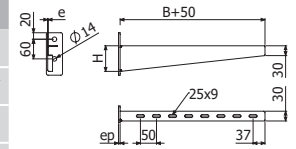
SHL 300/600

- B1 (204925 i304 // 218388 i316)
- CTBF (204923 i304 // 208229 i316)
- BFE (203293 i304 // 218530 i316) + B2 (205392 i304 // 218443 i316)

SHR



	B		e		ep		H		SWL		i304	i316
	mm	inch	mm	mm	mm	inch	kg	lb	REF	REF		
SHR 300	300	12"	2,5	5	68	2 3/4"	395	870	218122	218456		
SHR 400	400	16"	2,5	5	79	3 1/8"	370	815	218123	218457		
SHR 500	500	20"	2,5	5	89	3 1/2"	360	793	218124	218458		
SHR 600	600	24"	2,5	5	100	4"	310	683	218125	218459		
SHR 700	700	28"	2,5	5	110	4 3/8"	280	617	218126	218460		
SHR 800	800	32"	2,5	5	120	4 3/4"	240	529	218127	218461		



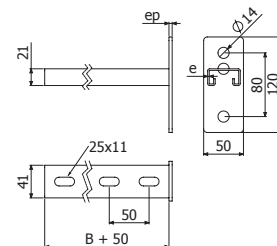
- B1 (204925 i304 // 218388 i316)
- CTBF (204923 i304 // 208229 i316)
- BFE (203293 i304 // 218530 i316) + B2 (205392 i304 // 218443 i316)



SP2



	B		e		ep		SWL		EZ		HDG	
	mm	inch	mm	mm	kg	lb	REF	REF				
SP2 100	100	4"	1,5	4	218	480	225369	208778				
SP2 150	150	6"	1,5	4	168	370	225370	225367				
SP2 200	200	8"	1,5	4	131	288	225371	208779				
SP2 300	300	12"	1,5	4	93	205	225372	208780				
SP2 400	400	16"	1,5	4	73	160	225373	225368				



ISO7380-2 M6x25 (100u-Pack: 225576-EZ) + TM41 M6 (217556-EZ / 208225-HDG) // B1 (204356-EZ / 206826-HDG / 204925 - i304) + DIN9021 M6 (207023-EZ / 207022-i304)

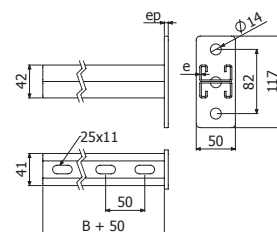
CFBFR41 (210284-i301 / 218567-i316)

DIN933 M8x20 (217546-i304) + TAD M8 (217558-EZ) + BFE (200863-HDG) + DIN125 M8 (217541-EZ / 217544-i304)
DIN933 M10x20 (218578-i304) + TAD M10 (218742-i316) + BFE (200864-HDG / 218531-i304 / 218532-i316) + DIN125 M10 (217541-EZ / 217542-i304 / 218741-i316)

SP2D



	B		e		ep		SWL		HDG	
	mm	inch	mm	mm	kg	lb	REF	REF		
SP2D 200	200	8"	2	4	325	717	208781			
SP2D 300	300	12"	2	4	265	591	208782			
SP2D 400	400	16"	2	4	230	508	208783			



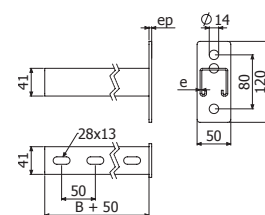
CFBFR41 (210284-i301 / 218567-i316)

DIN933 M8x20 (217546-i304) + TAD M8 (217558-EZ) + BFE (200863-HDG) + DIN125 M8 (217541-EZ / 217544-i304)
DIN933 M10x20 (218578-i304) + TAD M10 (218742-i316) + BFE (200864-HDG / 218531-i304 / 218532-i316) + DIN125 M10 (217541-EZ / 217542-i304 / 218741-i316)

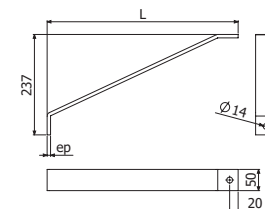
SP4



	B		ep		SWL SP4		SWL SP4+REF		EZ		HDG		e		SWL SP4 i		i304		i316	
	mm	inch	mm	mm	kg	lb	kg	lb	REF	REF	REF	REF	mm	kg	lb	REF	REF			
SP4 100	100	4"	4	557	1227	-	-	225374	206495	2	525	1157	2181	28	218462					
SP4 150	150	6"	4	417	919	-	-	206829	204939	2	444	978	2181	29	218463					
SP4 200	200	8"	4	334	736	-	-	206830	204733	2	342	753	2181	30	218464					
SP4 300	300	12"	4	315	694	-	-	206831	204734	2	292	643	2181	31	218465					
SP4 400	400	16"	4	245	540	-	-	206832	201036	2	250	551	2181	32	218466					
SP4 500	500	20"	6	238	524	592	1306	206833	201037	2	231	509	218666	218668						
SP4 600	600	24"	6	201	443	501	1105	206834	204938	2	213	469	218667	218669						
SP4 800	800	32"	6	-	-	383	845	-	201038	2	-	-								
SP4 1000	1000	40"	6	-	-	310	684	-	205086	2	-	-								
R450	450	18"	8	-	-	-	-	-	207325	-	-	-								
TF41 PVC	-	-	-	-	-	-	-	205627	-	-	-	-								



SP4



R450

ISO7380-2 M6x25 (100u-Pack: 225576-EZ / 225595-i304) + TM41 M6 (217556-EZ / 208225-HDG / 218593-i316)

CFBFR41 (210284-i301 / 218567-i316) // ISO7380-2 M8x30 (100u-Pack: 225581-i304) + SSC (202064-EZ / 200363-HDG / 200373-i304 / 218553-i316) + TM41 M8 (217557-EZ / 217583-HDG / 218524-i304 / 217611-i316)

DIN933 M10x30 (217547-i304 / 217600-i316) + BFE 10/12 (200864-HDG / 218531-i304 / 218532-i316) + TM41 M10 (217584-HDG / 218525-i304 / 217612-i316) + DIN125 M10 (217561-EZ / 217542-i304 / 218741-i316)



TF41



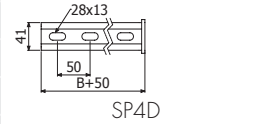
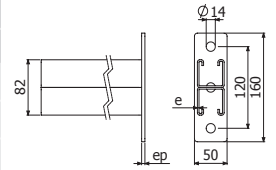
SP4D



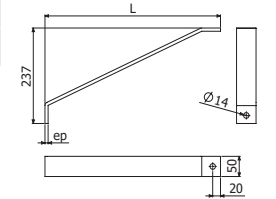
TF41

	B		e	ep	SWL SP4D		SWL SP4D		HDG	e	SWL SP4D			i304	i316
	mm	inch			kg	lb	kg	lb			REF	mm	kg	lb	REF
SP4D 300	300	12"	2,5	8	500	1103	-	-	206251	2	-	-			
SP4D 400	400	16"	2,5	8	500	1103	-	-	206250	2	610	1344	218133	218467	
SP4D 500	500	20"	2,5	8	500	1103	1123	2476	206272	2	610	1344	218134	218468	
SP4D 600	600	24"	2,5	8	430	948	950	2095	205621	2	520	1146	218135	218469	
SP4D 700	700	28"	2,5	8	370	816	823	1815	206273	2	450	992	218136	218470	
SP4D 800	800	32"	2,5	8	320	706	726	1601	206274	2	390	859	218137	218471	
SP4D 1000	1000	40"	2,5	8	260	574	588	1297	204641	2	320	705	218138	218472	
R450	450	18"	-	8	-	-	-	-	207325	-	-	-	-	-	
TF41 PVC	-	-	-	-	-	-	-	-	205627	-	-	-	-	-	

- ISO7380-2 M6x25 (100u-Pack: 225576-EZ / 225595-i304) + TM41 M6 (217556-EZ / 208225-HDG / 218593-i316)
- CFBFR41 (210284-i301 / 218567-i316) // ISO7380-2 M8x30 (100u-Pack: 225581-i304) + SSC (202064-EZ / 200363-HDG / 200373-i304 / 218553-i316) + TM41 M8 (217557-EZ / 217583-HDG / 218524-i304 / 217611-i316)
- DIN933 M10x30 (217547-i304 / 217600-i316) + BFE 10/12 (200864-HDG / 218531-i304 / 218532-i316) + TM41 M10 (217584-HDG / 218525-i304 / 217612-i316)+ DIN125 M10 (217561-EZ / 217542-i304 / 218741-i316)



SP4D



R450



I8 + SHV + BI8




SHV



I8

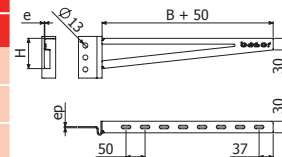
SHV



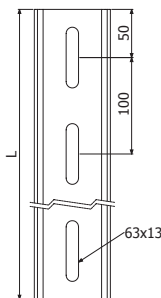
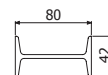
BI8

	L		BRDP	e	ep	H		SWL		HDG
	mm	inch				mm	inch	kg	lb	REF
I8 600	600	24"	3	-	-	-	-	-	-	206345
I8 1000	1000	40"	3	-	-	-	-	-	-	206346
I8 1300	1300	51"	4	-	-	-	-	-	-	206347
I8 1500	1500	59"	5	-	-	-	-	-	-	206348
I8 2000	2000	78"	6	-	-	-	-	-	-	206349
I8 3000	3000	118"	8	-	-	-	-	-	-	206350
SHV 200	200	8"	-	2,5	3	58	2 1/4"	270	595	206058
SHV 300	300	12"	-	2,5	3	68	2 3/4"	270	595	206271
SHV 400	400	16"	-	2,5	3	79	3 1/8"	270	595	206259
SHV 500	500	20"	-	2,5	3	89	3 1/2"	230	507	206057
SHV 600	600	24"	-	2,5	3	100	4"	230	507	206275
SHV 700	700	28"	-	2,5	3	110	4 3/8"	200	440	206276
SHV 800	800	32"	-	2,5	3	120	4 3/4"	200	440	206277
BI8	-	-	-	-	-	-	-	-	-	206342

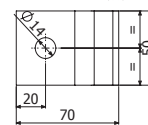
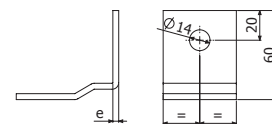
- SHV + 2/100 x CTI M10x30 (206320-i304) + 2 x DINI25 M10 (217542-i304 / 218741-i316)
- 2 x B1 (204356-EZ / 206826-HDG)
- 2 x CTBF (204362-EZ / 207132-HDG)
- 2 x (BFE (200863-HDG) + 2 x B2 (206792-HDG))



SHV



I8



BI8


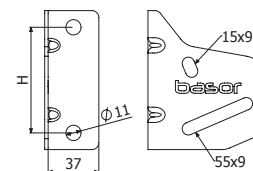
KS + SCR/SRB




KS

	H		PG	HDG	i304	i316
	mm	inch	REF	REF	REF	REF
KS 50_400	76	3"	207211	207215	210049	218407
KS 500_750	94	3 3/4"	206289	205881	218077	218408

- SCR / SRB + 2100 B2 (204926-EZ / 206792-HDG / 205392-i304 / 218443-i316)



KS + SCR



KS + SRB



KSR + C-SR



KSR+C-SR



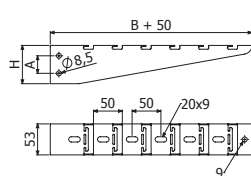
KSR

	B		e		H		A		SWL KSR+C-SR		PG	HDG	i304	i316
	mm	inch	mm	kg	lb	kg	lb	kg	lb	REF	REF	REF	REF	
C-SR 100	100	4"	1,5	67	2 5/8"	30	1 1/8"	285	628	218543	218545	217815	218541	
C-SR 150	150	6"	1,5	67	2 5/8"	30	1 1/8"	215	473	218544	218546	217816	218542	
C-SR 200	200	8"	1,5	67	2 5/8"	30	1 1/8"	195	429	207264	203460	217817	218409	
C-SR 300	300	12"	1,5	67	2 5/8"	30	1 1/8"	85	187	207265	201032	217818	218410	
C-SR 400	400	16"	1,5	100	4"	60	2 3/8"	175	385	207266	201033	217819	218411	
C-SR 500	500	20"	1,5	100	4"	60	2 3/8"	135	297	207267	201034	217820	218412	
C-SR 600	600	24"	1,5	100	4"	60	2 3/8"	110	220	207268	201035	217821	218413	
KSR	-	-	2	-	-	-	-	-	-	-	206828	218078	218414	

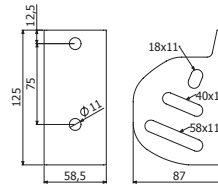
KSR → 4/100 B2 (204926-EZ / 206792-HDG / 205392-i304 / 218443-i316) //
 1X CT2 M8x75 (100u-Pack: 225591-EZ / 225592-i304) + 2/100 x B2 (204926-EZ / 206792-HDG / 205392-i304 / 218443-i316)



B1 (204356-EZ / 206826-HDG / 204925-i304 / 218388-i316)



C-SR



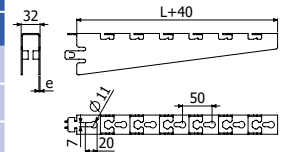
KSR

SHST-CEU



SP3S + SHST

	L		e		SWL		PG
	mm	inch	mm	kg	lb	REF	
SHST-CEU 100	100	4"	1,5	75	165	214489	
SHST-CEU 150	150	6"	1,5	90	198	214490	
SHST-CEU 200	200	8"	1,5	110	243	214491	
SHST-CEU 300	300	12"	2	150	331	214492	
SHST-CEU 400	400	16"	2	120	265	214493	
SHST-CEU 500	500	20"	2	110	243	214494	
SHST-CEU 600	600	24"	2	105	231	214495	



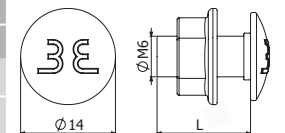
B1 (204356-EZ / 206826-HDG)



B1



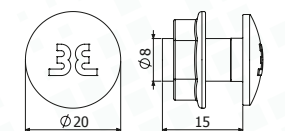
	L		EZ	HDG	i304	i316
	mm	N•m	REF.	REF.	REF.	REF.
B1 Pack 100u	14	6	204356	206826	-	-
B1 Pack 100u	20	6	-	-	204925	218388



B2



	Pap	EZ	HDG	i304	i316
	N•m	REF.	REF.	REF.	REF.
B2 Pack 100u	15	204926	206792	205392	218443



SWL kg (lb)



		B mm (inch)										
		50 (2")	100 (4")	150 (6")	200 (8")	300 (12")	400 (16")	500 (20")	600 (24")	700 (28")	800 (32")	1000 (40")

C-SHOT		3 6	-	100 (220)	100 (220)	85 (187)	45 (99)	-	-	-	-	-
		9A 9B	-	75 (165)	48 (105)	42 (92)	24 (52)	-	-	-	-	-

C-SVO + 2 VR8		3 6 8+	-	250 (552)	200 (441)	294 (649)	235 (519)	161 (355)	115 (254)	87 (192)	-	-
		9A 9B	-	-	-	-	-	-	-	-	-	-

C-SHO 400		3 6	-	43 (94)	36 (79)	34 (74)	24 (52)	19 (41)	-	-	-	-
		9A 9B	-	36 (79)	30 (66)	25 (55)	19 (41)	16 (35)	-	-	-	-
C-SHO 400 + C-SHO 100		3 6	-	71 (156)	59 (130)	50 (110)	39 (85)	-	-	-	-	-
		9A 9B	-	60 (132)	50 (110)	42 (92)	33 (72)	-	-	-	-	-

SUR		6 9C 9D	-	-	-	705 (1555)	582 (1284)	495 (1092)	431 (951)	382 (843)	342 (754)	310 (684)
-----	--	---------	---	---	---	------------	------------	------------	-----------	-----------	-----------	-----------

SUR + R450		7	-	-	-	813 (1793)	670 (1478)	570 (1257)	495 (1092)	438 (966)	393 (867)	356 (785)	300 (662)
------------	--	---	---	---	---	------------	------------	------------	------------	-----------	-----------	-----------	-----------

SP3S		3 6	-	377 (831)	301 (663)	250 (551)	187 (412)	149 (328)	124 (273)	106 (233)	-	-
------	--	-----	---	-----------	-----------	-----------	-----------	-----------	-----------	-----------	---	---

SP4		3 6 9C 9D	470 (1037)	470 (1037)	400 (882)	347 (766)	275 (607)	228 (503)	195 (430)	170 (375)	-	-
-----	--	-----------	------------	------------	-----------	-----------	-----------	-----------	-----------	-----------	---	---

SP4 + R450		6	-	-	-	-	486 (1072)	378 (834)	309 (682)	262 (578)	227 (501)	200 (441)	162 (358)
------------	--	---	---	---	---	---	------------	-----------	-----------	-----------	-----------	-----------	-----------

SP4D		6	837 (1846)	837 (1846)	748 (1650)	675 (1489)	566 (1248)	487 (1074)	428 (944)	381 (840)	344 (759)	313 (691)	-
		9C 9D	875 (1929)	875 (1929)	783 (1726)	708 (1560)	594 (1309)	512 (1128)	450 (992)	401 (884)	362 (798)	329 (725)	-

SP4D + R450		6	-	-	-	-	810 (1786)	630 (1389)	515 (1136)	436 (962)	378 (834)	333 (735)	270 (596)
-------------	--	---	---	---	---	---	------------	------------	------------	-----------	-----------	-----------	-----------



C-SHOT



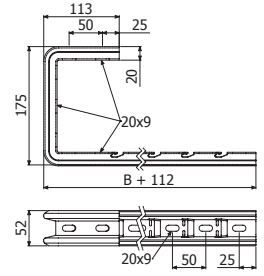
C-SHOT



PSHO



	B		SWL		e	PG	HDG	e	i304	i316
	mm	inch	kg	lb						
C-SHOT 100	100	4"	105	232	1,5	207235	207244	1,5	207495	218417
C-SHOT 150	150	6"	75	166	2	207236	207245	1,5	207496	218418
C-SHOT 200	200	8"	70	155	2	207237	207246	1,5	207497	218419
C-SHOT 300	300	12"	37	82	2	207238	207247	1,5	207498	218420
PSHO	-	-	-	-	2	206240	206318	2	218139	218479
TFSO PE	-	-	-	-	-	200894	-	-	-	-



C-SHOT

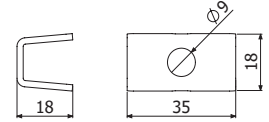
1 PSHO (206240-PG / 206318-HDG / 218139-I304 / 218479-I316)

BF2R/BFR 100-300mm

B1 (204356-EZ / 206826-HDG / 204925-I304 / 218388-I316)



TFSO



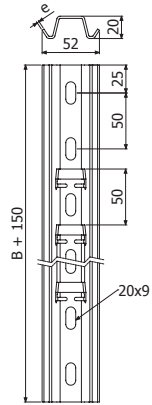
PSHO

C-SVO



TFSO

	B		e	SWL		PG	HDG	ZAM3K	e	i304	i316
	mm	inch		mm	kg						
C-SVO 100	100	4"	1,5	250	552	203630	206280	226646	1,5	206285	218421
C-SVO 150	150	6"	1,5	200	441	201073	201078	226647	1,5	201087	218422
C-SVO 200	200	8"	2	294	649	201074	201079	226648	1,5	201088	218423
C-SVO 300	300	12"	2	235	519	201076	201081	226649	1,5	201090	218424
C-SVO 400	400	16"	2	161	355	203629	205719	226650	1,5	206286	218425
C-SVO 450	450	18"	2	115	254	201075	-	-	-	-	-
C-SVO 500	500	20"	2	115	254	201077	201082	226651	1,5	206287	218426
C-SVO 600	600	24"	2	87	192	205941	205720	226652	1,5	206288	218427
TFSO PE	-	-	-	-	-	200894	-	-	-	-	-



2 x DIN976 M8x1000 (203397-EZ / 206852-i304) +
4 x DIN6923 M8 (217553-EZ / 217555-i304)



B1 (204356-EZ / 206826-HDG / 204925-I304 / 218388-I316)

C-SHO



C-SHO 400



PSHO

	L		e	Fmáx	Mmáx	Cd	PG	HDG	Fmáx	Mmáx	Cd	i304	i316
	mm	inch											
C-SHO 400	400	16"	2	200	5,4	3,05	207234	207243	185	4,4	5,8	207494	218416
C-SHO 400+C-SHO 100	400	16"	2	341	8,8	2,35	-	-	318	7,3	3,5	-	-
PSHO	-	-	2	-	-	-	206240	206318	-	-	-	218139	218479



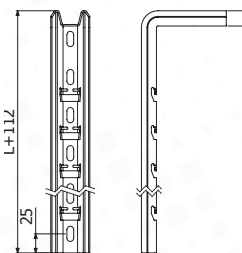
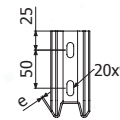
C-SHO 400 + C-SHO 100



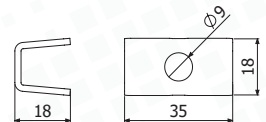
C-SHO 400 + C-SHO 200

C-SHO 100 (207230-PG / 207249-HDG / 207490-i304 / 218424-i316) + CT2 M8x55 (100u-Pack: 225590-EZ)

C-SHO + DIN933 M8x25 (217545-EZ / 217546-I304) + DIN6923 M8 (217553-EZ / 217555-I304 / 218679-I316)



C-SHO



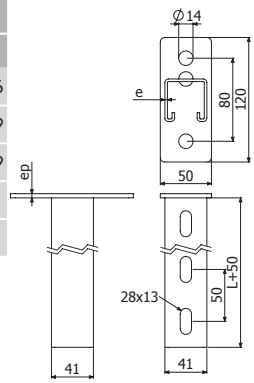
PSHO



SP4




	L	ep	Fmáx	Mmáx	Cd	EZ	HDG	e	i304	i316	
	mm	inch	kg	kg-m	mm/kg-m	REF	REF	mm	REF	REF	
SP4 400	400	16"	4	725	55,15	0,203	206832	201036	2	218132	218466
SP4 500	500	20"	6	725	55,15	0,265	206833	201037	2	218666	218669
SP4 600	600	24"	6	725	55,15	0,326	206834	204938	2	218667	218669
SP4 800	800	32"	6	725	55,15	0,509	206835	201038	-	-	-
SP4 1000	1000	40"	6	725	55,15	0,721	-	205086	-	-	-
TF41 PVC	-	-	-	-	-	-	205627	-	-	-	-

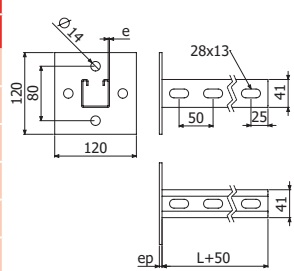


- SCR/SRB(HDG)+2xTEPM10x30(217567-EZ)/
 SCR/SRB+2xTM41M8(217583-HDG/218524-i304/217611-i316)
 +2xDIN933M8x30(205964 i304)+2xDIN125M8(217544- i304)
 +2x4182K(218515-HDG/218758-i304)
- SHL/SP/SHR+2xDIN933M10x30(217547-i304/217600-i316)
 +2xTM41M10(217584-HDG/218525-i304/217612-
 i316)+2xDIN125M10(217542-i304/218741-i316)
- SCR/SRB+2/100xB2(206792-HDG/205392-i304/218443-i316)
- SHL+2/50xB3(208827-HDG/212096-i304/215575-i316)

SP3S




	L	e	ep	Fmáx	Mmáx	Cd	EZ	HDG	
	mm	inch	mm	kg	kg-m	mm/kg-m	REF	REF	
SP3S 400	400	16"	2	4	800	34,5	0,195	218658	217308
SP3S 500	500	20"	2	4	800	34,5	-	218659	217309
SP3S 600	600	24"	2	6	800	34,5	0,325	218660	217310
SP3S 800	800	32"	2	6	800	34,5	0,514	218661	217311
SP3S 1000	1000	40"	2	6	800	34,5	0,811	218662	218664
SP3S 1200	1200	48"	2	6	800	34,5	-	218663	218665
TF41 PVC	-	-	-	-	-	-	-	205627	-

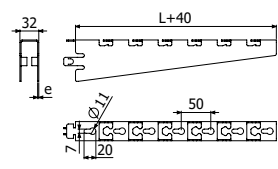


- SHST

SHST-CEU



	L	e	SWL	PG
	mm	inch	kg	lb
SHST-CEU 100	100	4"	1,5	75
SHST-CEU 150	150	6"	1,5	90
SHST-CEU 200	200	8"	1,5	110
SHST-CEU 300	300	12"	2	150
SHST-CEU 400	400	16"	2	120
SHST-CEU 500	500	20"	2	110
SHST-CEU 600	600	24"	2	105



- B1 (204356-EZ)





SP4D



SP4D



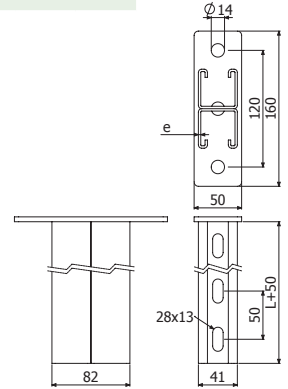
SP4D+SHR



TF41

	L		e	ep	Fmáx	Mmáx	Cd	HDG	e	Fmáx	Mmáx	Cd	i304	i316
	mm	inch						mm					mm	kg
SP4D 500	500	20"	2,5	8	1100	133	0,147	206272	2	1144	141	0,139	218134	218468
SP4D 600	600	24"	2,5	8	1100	133	0,179	205621	2	1144	141	0,17	218135	218469
SP4D 700	700	28"	2,5	8	1100	133	0,211	206273	2	1144	141	0,2	218136	218470
SP4D 800	800	32"	2,5	8	1100	133	0,263	206274	2	1144	141	0,249	218137	218471
SP4D 1000	1000	40"	2,5	8	1100	133	0,316	204641	2	1144	141	0,299	218138	218472
SP4D 1500	1500	59"	2,5	8	1100	133	0,423	204642	-	-	-	-	-	-
SP4D 2000	2000	79"	2,5	8	1100	133	-	218740	-	-	-	-	-	-
TF41 PVC	-	-	-	-	-	-	-	205627	-	-	-	-	-	-

- SCR/SRB HDG + 2 x TEP M10x30 (217567-EZ) / 2 x TM41 M8 (217583-HDG / 218524-i304 / 217611-i316) + 2 x DIN933 M8x30 (205964-i304) + 2 x DIN125 M8 (217544-i304) + 2 x 4182K (218515-HDG / 218758-i304)
- SHL/SHR/SP4/SP4D + 2 x DIN933 M10x30 (217547-i304) (217600-i316) + 2 x TM41 M10 (217584-HDG / 218525-i304 / 217612-i316) + 2 x DIN125 M10 (217542-i304 / 218741-i316)



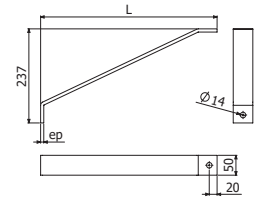
R450



SP4D+R450

	L		e	HDG
	mm	inch		mm
R450	450	18"	8	207325

- SU/SUR/SP4/SP3S/SP4D + 1/50 x B3 (208827-HDG / 212096-i304 / 215575-i316)
- SP/SP4D + DIN933 M10x30 (217547-i304) + TM41 M10 (217584-HDG) + DIN125 M10 (217542-i304 / 218741-i316)



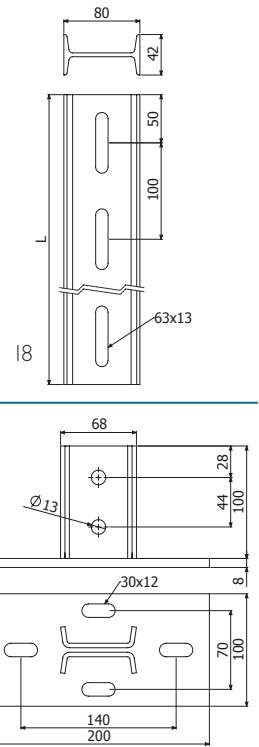


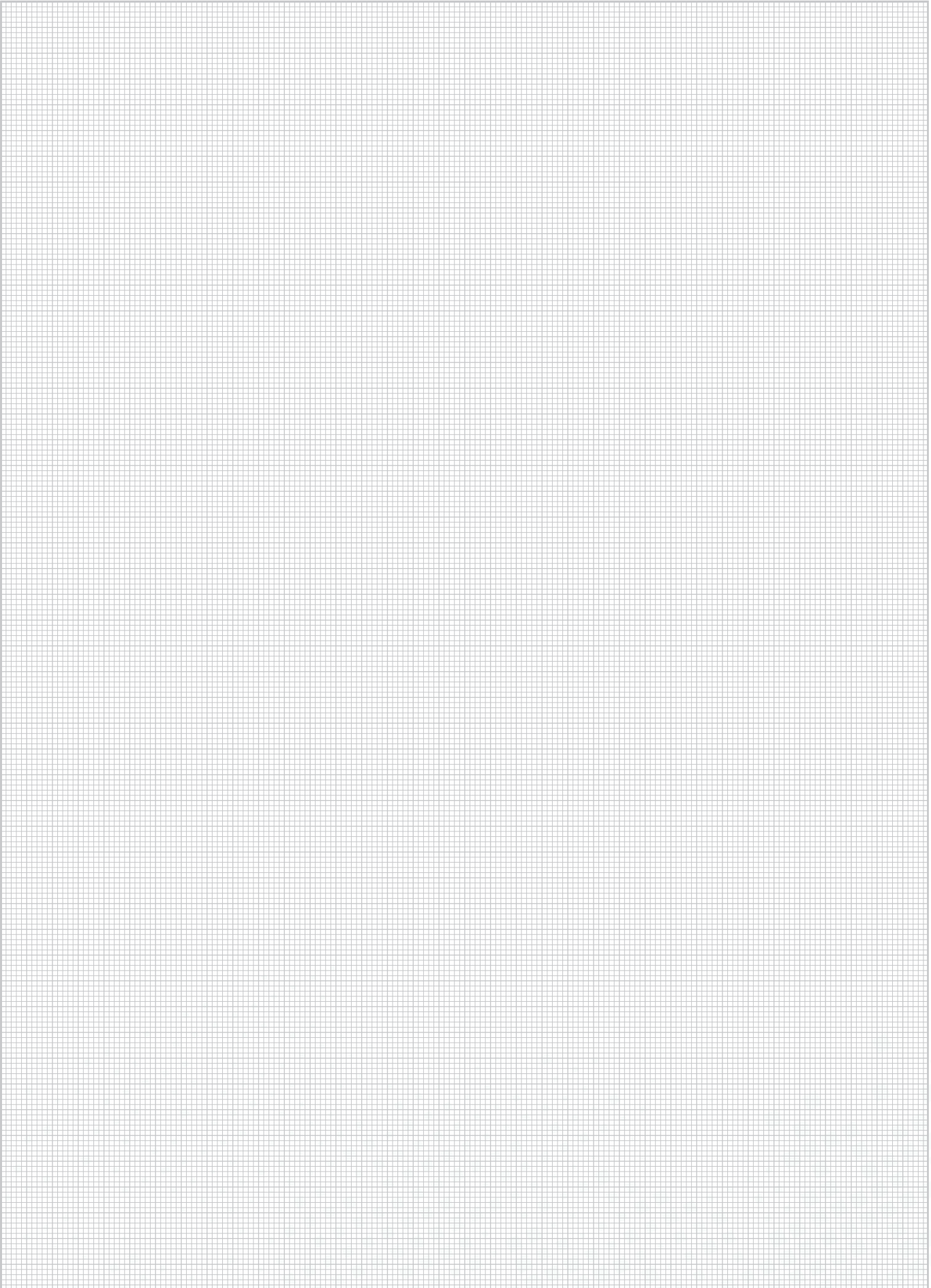
K18 + I8



	L		Fmáx	Mmáx	Cd	HDG
	mm	inch	kg	kg-m	mm/kg-m	REF
I8 600	600	24"	1337	165	0,069	206345
I8 1000	1000	40"	1337	165	0,092	206346
I8 1300	1300	51"	1337	165	0,117	206347
I8 1500	1500	59"	1337	165	0,138	206348
I8 2000	2000	79"	1337	165	0,172	206349
I8 3000	3000	118"	1337	165	0,275	206350
K18	-	-	-	-	-	206056

- SHV+I8: 2/100 x CT1 M10X30 (206320-i304) + 2 x DIN125 M10 (217542-i304 / 218741-i316)
- K18+I8: 2/100 x CT1 M10X30 (206320-i304) + 2 x DIN125 M10 (217542-i304 / 218741-i316)









SWL kg (lb)



	B mm (inch)						
	100 (4")	150 (6")	200 (8")	300 (12")	400 (16")	500 (20")	600 (24")

PBF		3 6 9A 9B	250 (551) x 1	250 (551) x 1	250 (551) x 1	250 (551) x 2	250 (551) x 2	250 (551) x 2	250 (551) x 3
	SV		3 6 9A 9B	276 (609)	260 (573)	253 (558)	207 (456)	506 (1116)	460 (1014)
SFS+C-SVO		3 6	176 (388)	176 (388)	176 (388)	176 (388)	161 (354)	115 (253)	87 (191)

SCBFR / SCERC			220 (485) x 1	220 (485) x 1	220 (485) x 1-1	220 (485) x 2	220 (485) x 2	220 (485) x 2	220 (485) x 3
---------------	--	--	---------------	---------------	-----------------	---------------	---------------	---------------	---------------



BASORFIL SUPPORT
SCBFR
REFERENCE CODE: 223328

HALOGEN-FREE
THERMOPLASTIC MATERIAL,
UV-RESISTANT,
WITH BLACK FINISH

**ULTRAFAST
CLICK
SIN TORNILLOS
CONNECTO**

COMPATIBLE WITH BASORFIL BFR, BF2R & E-BFR









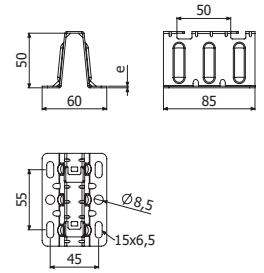
**NO DRILL
NEEDED**



PBF



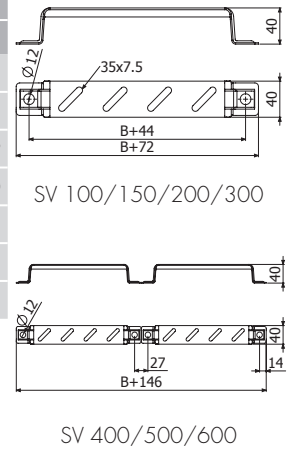
PBF	e	SWL		PG	HDG	i304	i316
	mm	kg	lb	REF	REF	REF	REF
PBF	1	250	551	205590	204397	208777	218565



SV



SV	B	e	SWL		PG	HDG	i304	i316	
	mm	inch	mm	kg	lb	REF	REF	REF	
SV 100	100	4"	1,5	276	609	201046	201050	201062	217828
SV 150	150	6"	1,5	260	573	201047	201051	201063	218428
SV 200	200	8"	1,5	253	558	201048	201052	201064	218429
SV 300	300	12"	1,5	207	456	201049	201053	201065	218430
SV 400	400	16"	1,5	506	1116	203413	203418	-	-
SV 500	500	20"	1,5	460	1014	203414	203419	-	-
SV 600	600	24"	1,5	414	912	203415	203420	-	-



BI (204356-EZ / 206826-HDG / 204925-i304 / 218388-i316)

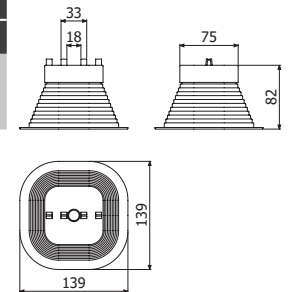
CTBF (204362-EZ / 207132-HDG / 204923-i304 / 208229-i316)

SCBFR



SCBFR	Weight	RLH	REF
SCBFR 1 KG			223328
SCBFR 3,5 KG			225777

B= 60-150 --> 1x SCBFR 1kg / 1x SCBFR 3,5 kg (long.)
 B= 200 --> 1x SCBFR 1kg Alternate position / 1x SCBFR 3,5 kg
 B= 300 - 400 --> 2 x SCBFR 1kg / 1x SCBFR 3,5 kg (alt.pos B:400)
 B= 500 - 600 --> 2 x SCBFR



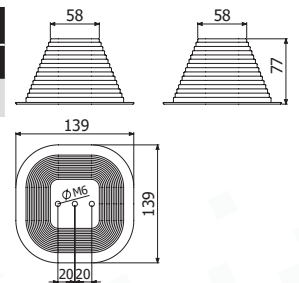
NO DRILL NEEDED

SCERC



SCERC	Weight	RLH	REF
SCERC 1 KG			226085

1 x ISO7380-2 M6X10 (100u-Pack: 226133 - i304)
 B= 60-150 --> 1 x SCERC
 B= 200 --> 1 x SCERC Alternate position
 B= 300 - 600 --> 2 x SCERC

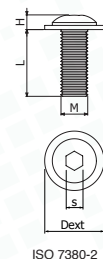


NO DRILL NEEDED

ISO7380-2



ISO7380-2-100 Pack M6X10	P	M	L	H	Dext	s	EZ	i304	i316	
	N-m	mm	mm	mm	mm	mm	REF	REF	REF	
ISO7380-2-100 Pack M6X10	100u	8	6	10	3,3	13,6	4	-	226133	-





SFS + C-SVO




2 x SFS + C-SVO + 2/100 x B1

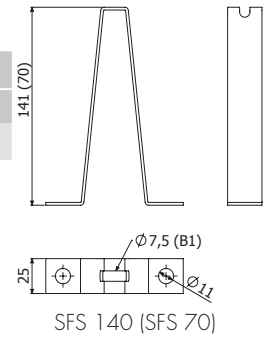
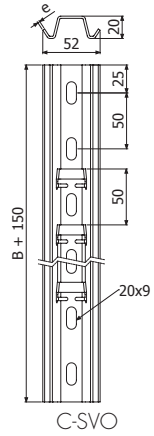


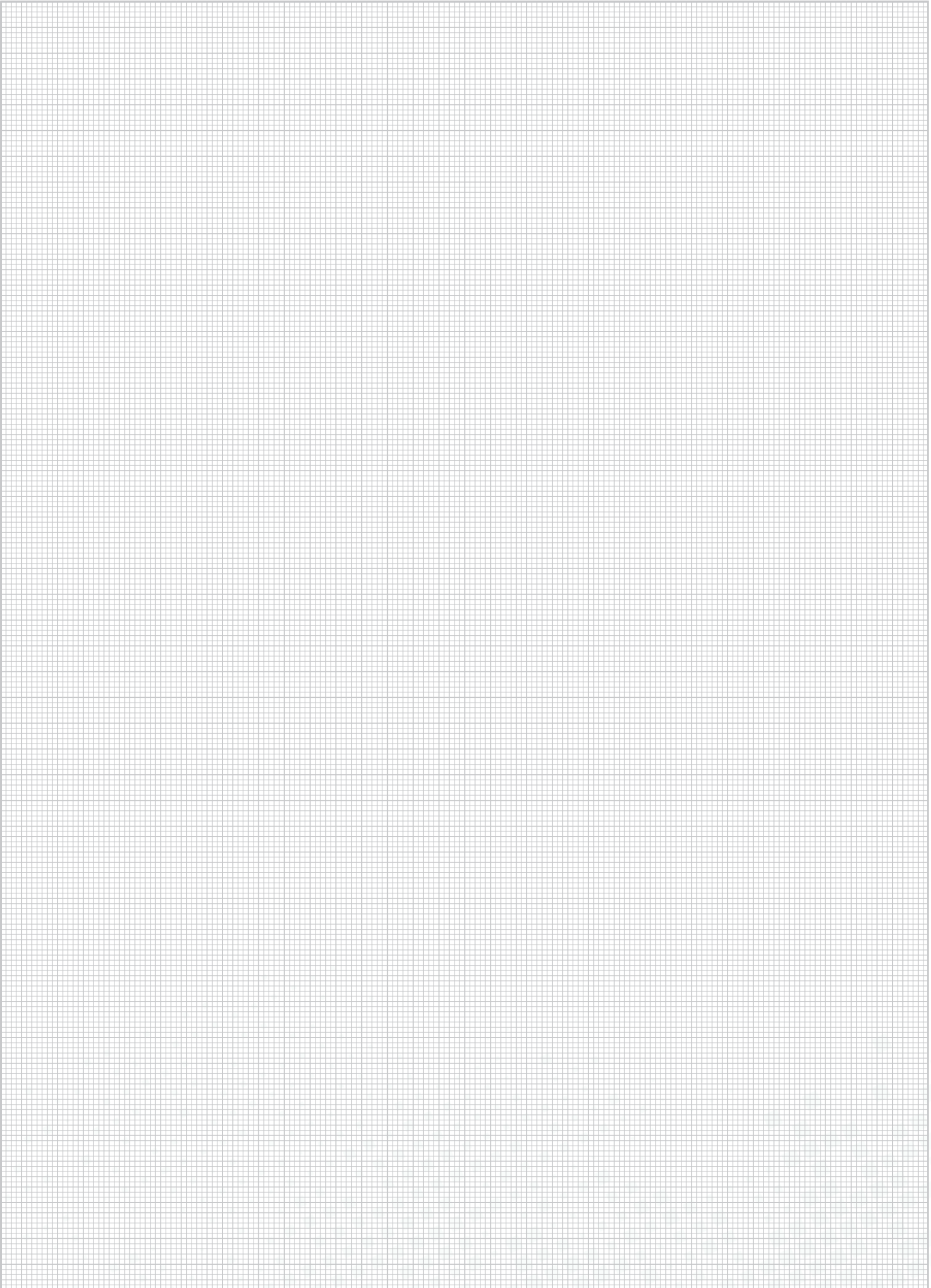
	B		e		SWL		PG	HDG	ZAM3K	e	i304
	mm	inch	mm	kg	lb	REF	REF	REF	mm	REF	
C-SVO 100	100	4"	1,5	176	388	203630	206280	226646	1,5	206285	
C-SVO 150	150	6"	1,5	176	388	201073	201078	226647	1,5	201087	
C-SVO 200	200	8"	2	176	388	201074	201079	226648	1,5	201088	
C-SVO 300	300	12"	2	176	388	201076	201081	226649	1,5	201090	
C-SVO 400	400	16"	2	161	354	203629	205719	226650	1,5	206286	
C-SVO 450	450	18"	2	115	354	201075	-	-	-	-	
C-SVO 500	500	20"	2	115	253	201077	201082	226651	1,5	206287	
C-SVO 600	600	24"	2	87	192	205941	205720	226652	1,5	206288	
SFS 70	-	-	2	-	-	225381	-	-	-	-	
SFS 140	-	-	2	-	-	205602	-	-	-	-	
TFSO PE	-	-	-	-	-	200894	-	-	-	-	

	B		e		SWL		PG	HDG		e	i304
	mm	inch	mm	kg	lb	REF	REF		mm	REF	
C-SVO 3M	-	-	-	-	-	201101	207436		-	206415	









2/100 x B1 (204356 EZ / 206826 HDG / 204925-i304)











SWL kg (lb)


	B mm (inch)									
	50 (2")	100 (4")	150 (6")	200 (8")	300 (12")	400 (16")	500 (20")	600 (24")	700 (28")	800 (32")
 C-PC+C-SR PG i304i316	-	-	-	102 (225)	90 (198)	159 (351)	134 (295)	117 (258)	-	-
 PC+C-SR HDG	-	-	-	250 (551)	250 (551)	250 (551)	200 (441)	175 (386)	-	-
 BI8+I8+SHV HDG	-	-	-	200 (441)	200 (441)	200 (441)	200 (441)	200 (441)	200 (441)	200 (441)
 KLPC+C-PC (SCR/SRB) PG	183 (404)	153 (337)	132 (291)	115 (254)	93 (205)	77 (170)	66 (146)	58 (128)	-	-
 KPC+C-PC (C-SR) PG i304i316	191 (421)	156 (344)	132 (291)	114 (251)	90 (198)	74 (163)	63 (139)	55 (121)	-	-
 KPC+2 x C-PC (C-SR) PG i304i316	260 (573)	221 (487)	192 (423)	170 (375)	138 (304)	117 (258)	101 (223)	89 (196)	-	-
 KAPC+PC (C-SR) HDG	144 (318)	127 (280)	113 (249)	102 (225)	85 (187)	73 (161)	64 (141)	57 (126)	-	-
 KI8+I8 (SHV) HDG	-	-	-	832 (1835)	700 (1544)	604 (1332)	531 (1171)	474 (1045)	428 (944)	390 (861)

SWL kg (lb)


		B mm (inch)									
		50 (2")	100 (4")	150 (6")	200 (8")	300 (12")	400 (16")	500 (20")	600 (24")	700 (28")	800 (32")
 KLPC+C-PC (SCR/SRB) PG		172 (379)	142 (313)	121 (267)	105 (232)	83 (183)	69 (152)	59 (130)	51 (112)	-	-
		191 (421)	156 (344)	132 (291)	114 (251)	90 (198)	74 (163)	63 (139)	55 (121)	-	-
KA18+18 (SHV) HDG		-	-	-	242 (534)	186 (410)	151 (333)	127 (280)	110 (243)	96 (212)	86 (190)

MODULAR SOLUTIONS


C-PC / KPC / KLPC PG



PC / KAPC HDG



P41-3S PG HDG




I8 HDG






C-PC



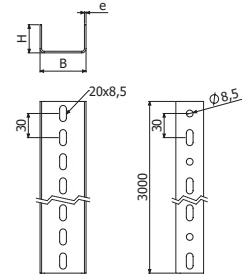
L = 3 m (10 ft)
C-PC



TFPC

	B		H		L		e	PG	i304	i316
	mm	inch	mm	inch	mm	inch	mm	REF	REF	REF
C-PC 3000	58	2 1/4"	35	1 3/8"	3000	10ft	2	207269	205701	218389
TFPC PVC	-	-	-	-	-	-	-	214809	-	-

- C-PC + KPC --> 2 x CT2 M8X75 (100u-Pack: 225591-EZ / 225592-i304) + 2 x DIN125 M8 (217544-i304)
- C-PC + KLPC --> 2/100 x B2 (206792-HDG / 205392-i304 / 218443-i316)
- C-SR + 2 x CT2 M8X75 (100u-Pack: 225591-EZ / 225592-i304)
- SRB-N + 1 x CT2 M8X75 (100u-Pack: 225591-EZ / 225592-i304)



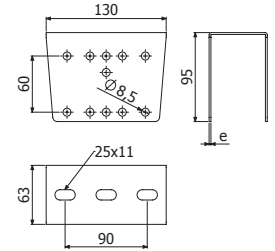
C-PC

KPC



	e	PG	i304	i316
	mm	REF	REF	REF
KPC	2	207270	218390	218391

- C-PC ---> KPC: 2 x CT2 M8X75 (100u-Pack: 225591-EZ / 225592-i304) + 2 x DIN125 M8 (217544-i304)



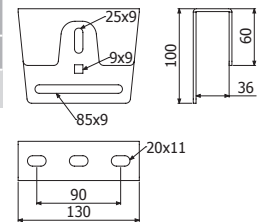
KPC

KLPC



	e	PG	HDG	e	i304	i316
	mm	REF	REF	mm	REF	REF
KLPC	3	206786	206787	2	201121	218392

- C-PC ---> KLPC: 2/100 x B2 (204926-EZ / 206792-HDG / 205392-i304 / 218443-i316)

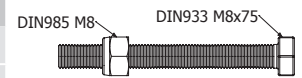


CT2




	EZ	i304
	REF	REF
CT2-100 Pack M8X55	100u 225590	-
CT2-100 Pack M8X75	100u 225591	225592

- 13

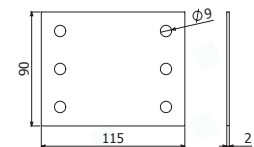


PDPC



	PG
	REF
PDPC	207281


- 2 x C-PC ---> 2 x PDPC + 4 X CT2 M8X75 (100u-Pack: 225591-EZ)




PDPC



PC



L = 3 m (10 ft)



PC+TFPC


B		H		e	HDG
mm	inch	mm	inch	mm	REF
58	2 1/4"	35	1 3/8"	2	200229
TFPC PVC					214809

PC 3000

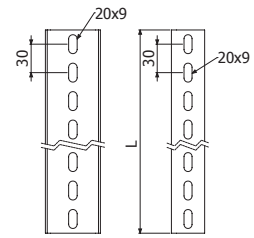
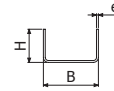
TFPC PVC

PC + KAPC ---> 2 x CT2 M8X75 (100u-Pack: 225592-i304)

C-SR + 2 x CT2 M8X75 (100u-Pack: 225592-i304)



TFPC



C-PC (HDG)

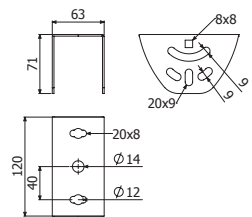
KAPC



e	PG	HDG	i304	i316
mm	REF	REF	REF	REF
2	201116	201117	218063	218393



PC/C-PC + KAPC ---> 2 x CT2 M8X75 (100u-Pack: 225591-EZ / 225592-i304)



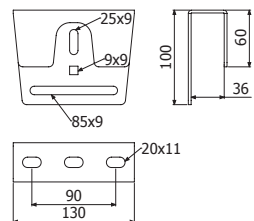
KLPC




e	PG	PG	e	i304	i316
mm	REF	REF	mm	REF	REF
3	206786	206787	2	201121	218392



C-PC ---> KLPC: 2/100 x B2 (204926-EZ / 206792-HDG / 205392-i304 / 218443-i316)



C-SR



C-SR



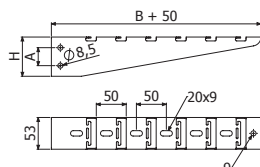
	B		e	H		A		SWL		PG	HDG	i304	i316
	mm	inch	mm	mm	inch	mm	inch	kg	lb	REF	REF	REF	REF
C-SR 100	100	4"	1,5	67	2 5/8"	30	1 1/8"	102	225	218543	218545	217815	218541
C-SR 150	150	6"	1,5	67	2 5/8"	30	1 1/8"	102	225	218544	218546	217816	218542
C-SR 200	200	8"	1,5	67	2 5/8"	30	1 1/8"	102	225	207264	203460	217817	218409
C-SR 300	300	12"	1,5	67	2 5/8"	30	1 1/8"	90	198	207265	201032	217818	218410
C-SR 400	400	16"	1,5	100	4"	60	2 3/8"	159	351	207266	201033	217819	218411
C-SR 500	500	20"	1,5	100	4"	60	2 3/8"	134	295	207267	201034	217820	218412
C-SR 600	600	24"	1,5	100	4"	60	2 3/8"	117	258	207268	201035	217821	218413



C-SR (PG) ---> C-PC: 2 x CT2 M8X75 (100u-Pack: 225591-EZ / 225592-i304)




C-SR (HDG) ---> PC: 2 x CT2 M8X75 (100u-Pack: 225592-i304)





P41-3S 41X41



L = 3 m (10 ft)

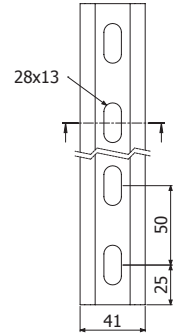
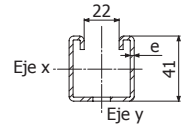
P41-3S 41X41X2

TF41 PVC

e	PG	HDG	ZAM3K
mm	REF	REF	REF
2	217313	217312	226940
-	205627	-	-



TF41



SHST-CEU



SP3S + SHST

SHST-CEU 100

SHST-CEU 150

SHST-CEU 200

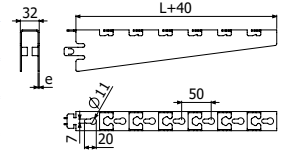
SHST-CEU 300

SHST-CEU 400

SHST-CEU 500

SHST-CEU 600

L		e		SWL		PG
mm	inch	mm	kg	lb	REF	
100	4"	1,5	75	165	214489	
150	6"	1,5	90	198	214490	
200	8"	1,5	110	243	214491	
300	12"	2	150	331	214492	
400	16"	2	120	265	214493	
500	20"	2	110	243	214494	
600	24"	2	105	231	214495	



B1 (204356-EZ / 206826-HDG)





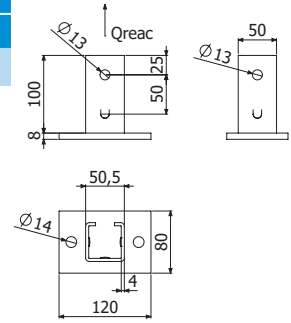

K41-3S



K41-3S

EZ
REF
2118656

2 x CT2 M8X75 (100u-Pack: 225591-EZ)



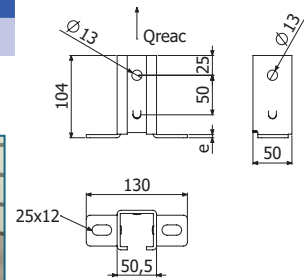
SBL41-3S



SBL41-3S

e	PG
mm	REF
4	218657

2 x CT2 M8X75 (100u-Pack: 225591-EZ)



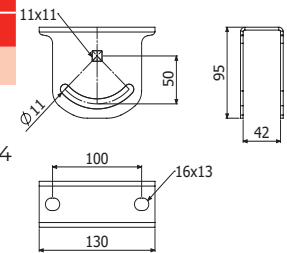
KA41-3S



KA41-3S

e	PG	HDG
mm	REF	REF
3	225500	225501

2/50 x B3 (208827-HDG / 212096-i304) + DIN933 M10x65 (225505-EZ / 225506-i304) + DIN125 M10 (217561-EZ / 217542-i304) + DIN6023 M10 (225507-EZ / 218802-i304)



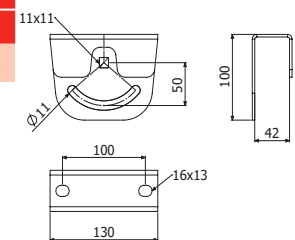
KL41-3S



KAL41-3S

e	PG	HDG
mm	REF	REF
3	225503	225504

2/50 x B3 (208827-HDG / 212096-i304)



CT2



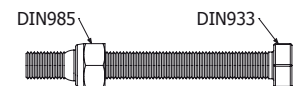
CT2-100 Pack M8X75

CT2-100 Pack M10X65

	EZ	i304
	REF	REF
100u	225591	225592
100u	225593	-

13 CT2 M8

17 CT2 M10






18 3M

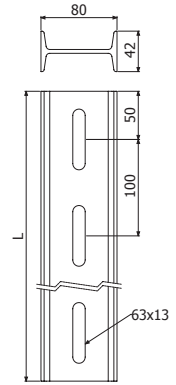


18 3M

18 3M

 18 + K18 + 2/100 x CT1 M10X30 (206320-i304) + 2 x DIN125 M10 (217542-i304 / 218741-i316)


L		HDG
m	ft	REF
3	10	206350



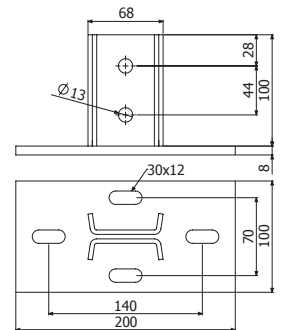
K18




K18

 18 + K18 + 2/100 x CT1 M10X30 (206320-i304) + 2 x DIN125 M10 (217542-i304 / 218741-i316)


HDG
REF
206056



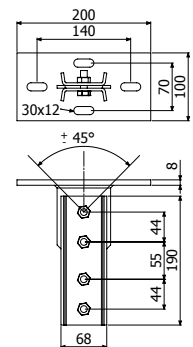
KAI8



KAI8

 4 x DIN933 M12x35 (218671-i304) + 4 x DIN934 M12 (217604) + 8 x DIN125 M12 (217560-i304)

HDG
REF
207052

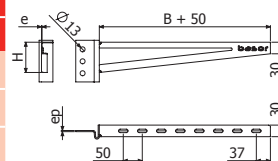




SHV




	H		B		e	ep	HDG
	mm	inch	mm	inch			REF
SHV 200	58	2 2/7"	200	8"	2,5	3	206058
SHV 300	68	2 2/3"	300	12"	2,5	3	206271
SHV 400	79	3 1/9"	400	16"	2,5	3	206259
SHV 500	89	3 1/2"	500	20"	2,5	3	206057
SHV 600	100	4"	600	24"	2,5	3	206275
SHV 700	110	4 1/3"	700	28"	2,5	3	206276
SHV 800	120	4 5/7"	800	32"	2,5	3	206277

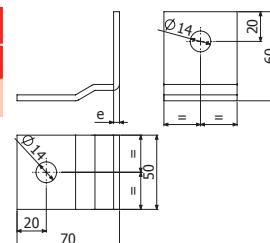


SHV → I8: 2/100 x CT1 M10X30 (206320 - i304)
+ 2 x DIN125 M10 (217542-i304 / 218741-i316)

BI8



	HDG
BI8	206342

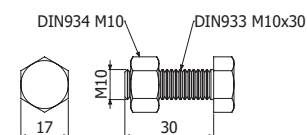


SHV → I8: 2/100 x CT1 M10X30 (206320 - i304)
+ 2 x DIN125 M10 (217542-i304 / 218741-i316)

CT1



CT1-100 M10x30	EZ	i304
	206319	206320

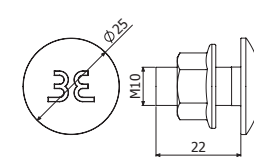


17

B3



B3-50 Pack 50u	Pap	HDG	i304	i316
	35	208827	212096	215575




15

C-SHO 400 + C-SHO




SP3S+SHST



SP4+SP4



KPC+C-PC+C-SR



KLPC+C-PC+2xSCR



KAPC+C-PC+2xC-SR



SP4D+SHR



KI8+I8+SHV




BRP+P41 41x21+SP4D+SHR



SZ+SCR



SU+SCR



SU+SHL




KPC+2xC-PC+4xSRB-N




B18+I8+SHV



C-SVO+VR8



SP4+P41 41x41+4182C



SP4D+SCR



KI8+I8+SHV+TFI8



SP4D+P41 41x41+4182D



SP4D+K82+SHR



KI8+I8+SHV




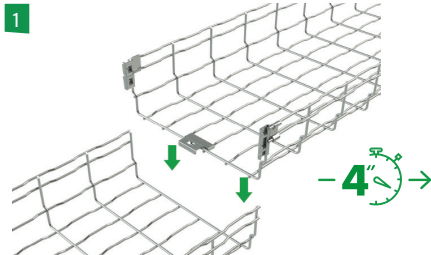


PC+KAPC+C-SR







BasorFIL



-4° →



H65				
B	Filling Area	Max. Filling*		
mm	cm ²	1m	1,5m	2m
60	25	100%	100%	100%
100	51	100%	100%	100%
150	81	100%	100%	100%
200	111	100%	100%	86%
300	170	100%	100%	64%
400	228	100%	95%	67%
500	286	100%	91%	61%
600	345	100%	82%	57%

H105				
B	Filling Area	Max. Filling*		
mm	cm ²	1m	1,5m	2m
100	92	100%	100%	100%
150	146	100%	100%	96%
200	199	100%	100%	77%
300	305	100%	86%	57%
400	410	100%	95%	58%
500	518	100%	80%	50%
600	625	100%	73%	45%



*Maximum filling depending on support span (m) considering a cable load of 0,23 kg/(m·cm²)

BF2R H65

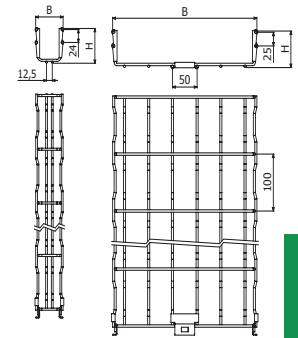


BF2R2F 60x65



BF2R
L = 3 m (10 ft)

	B		H			EZ	EZ 1000	i304
	mm	inch	mm	inch		REF	REF	REF
BF2R-2F 60x65	60	2"	65	2"	0	207389	217354	207516
BF2R 100x65	100	4"	65	2"	0	207248	217355	207502
BF2R 150x65	150	6"	65	2"	0	207249	217356	207503
BF2R 200x65	200	8"	65	2"	1	207250	217357	207504
BF2R 300x65	300	12"	65	2"	1	207251	217358	207505
BF2R 400x65	400	16"	65	2"	1	207394	217359	207506
BF2R 500x65	500	20"	65	2"	2	207395	217361	207507
BF2R 600x65	600	24"	65	2"	2	207396	217362	207508




BF2R-2F
60x65

BF2R
H65

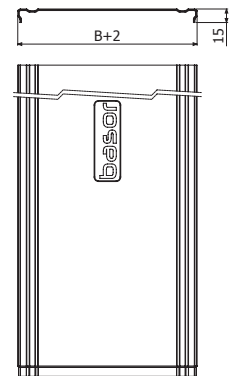
BasorFIL

TERE (BF2R H65)



TERE

	B		PG	HDG	ZAM3K	i304
	mm	inch	REF	REF	REF	REF
TERE 60	60	2"	227517	227520	-	227518
TERE 100	100	4"	201312	201321	226516	204560
TERE 150	150	6"	201313	201322	226517	205123
TERE 200	200	8"	201314	201323	226518	204561
TERE 300	300	12"	201316	201325	226519	204716
TERE 400 2M	400	16"	201317	201326	226520	204931*
TERE 500 2M	500	20"	201318	201327	226521	204562*
TERE 600 2M	600	24"	201319	201328	226522	205357*



TERE 100/150/200/300

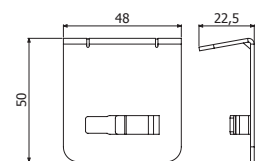

100/150/200/300 - L = 3 m (10 ft)
400/500/600 (PG/HDG) - L = 2 m (6,56 ft)
400*/500*/600* (i304) - L=3m (10ft)

PTBFR




PTBFR	PG	i304	i316
	REF	REF	REF
	210253	210254	218554

4 x PTBFR => 1 x TERE (BF2R/BFR)




H65-105-150

PS



PS 35-100
L = 3 m (10 ft)

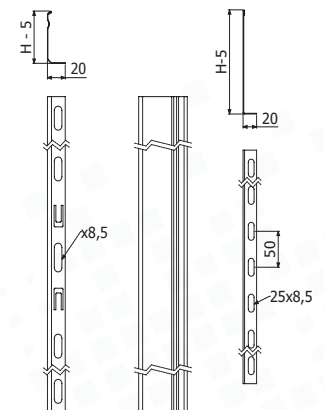


PSLE 150

	H		PG	HDG	ZAM3K	i304	i316
	mm	inch	REF	REF	REF	REF	REF
PS 35	35	1 3/8"	203476	203479	-	211227	215544
PS 60	60	2"	202066	203480	226523	203645	215545
PS 80	80	3 1/7"	203477	203481	-	211228	218386
PS 100	100	4"	203478	203482	226524	205138	215500
PSLE 150	150	6"	209852	-	-	-	-

H 35/60/80/100

PSLE 150: B1 (204356-EZ // 206826-HDG) + GBF (200337-EZ // 200339-HDG)
(1000 <-> 1000 mm)



PS 35/60/80/100

PSLE 150

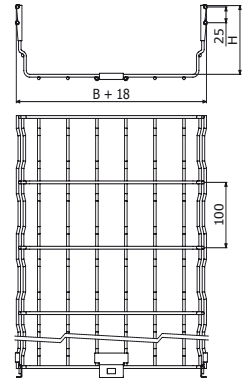
BF2R H105




L = 3 m (10 ft)



	B		H			EZ	EZ 1000	i304
	mm	inch	mm	inch		REF	REF	REF
BF2R 100X105	100	4"	105	4"	0	207914	217363	218559
BF2R 150X105	150	6"	105	4"	0	207915	217364	218560
BF2R 200X105	200	8"	105	4"	1	207397	217365	207509
BF2R 300X105	300	12"	105	4"	1	207398	217366	207510
BF2R 400X105	400	16"	105	4"	1	207399	217367	207511
BF2R 500X105	500	20"	105	4"	2	207400	217369	207512
BF2R 600X105	600	24"	105	4"	2	207401	217370	207513



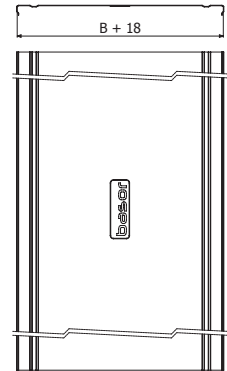
**TEBFR
(BF2R H105/H150)**




L = 3 m (10 ft)



	B		PG	HDG	ZAM3K	i304
	mm	inch	REF	REF	REF	REF
TEBFR 100	100	4"	209789	209886	226878	218576
TEBFR 150	150	6"	209790	209887	226879	218577
TEBFR 200	200	8"	209791	209888	226880	218578
TEBFR 300	300	12"	209792	209889	226881	218579
TEBFR 400	400	16"	209793	209890	226272	218580
TEBFR 500	500	20"	209794	209891	226882	218581
TEBFR 600	600	24"	209795	209892	226883	218582

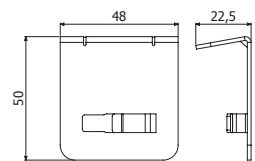


PTBFR




	PG	i304	i316
	REF	REF	REF
PTBFR	210253	210254	218554

4 x PTBFR => 1 x TERE (BF2R/BFR)



H65-105-150

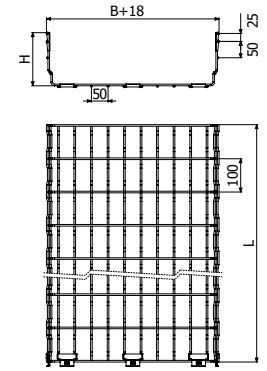
BF2R H150




L = 3 m (10 ft)



	B		H		U	EZ	EZ 1000
	mm	inch	mm	inch		REF	REF
BF2R 200X150	200	8"	150	6"	2	226814	226959
BF2R 300X150	300	12"	150	6"	2	226815	226960
BF2R 400X150	400	16"	150	6"	3	226816	226961
BF2R 450X150	450	18"	150	6"	3	226817	226962
BF2R 500X150	500	20"	150	6"	3	226818	226963
BF2R 600X150	600	24"	150	6"	4	226805	226942



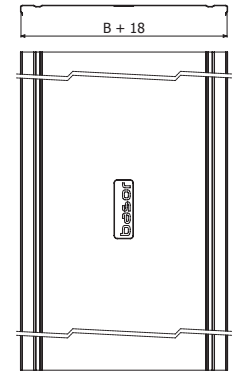
**TEBFR
(BF2R H105/H150)**




L = 3 m (10 ft)



	B		PG	HDG	ZAM3K	i304
	mm	inch	REF	REF	REF	REF
TEBFR 100	100	4"	209789	209886	226878	218576
TEBFR 150	150	6"	209790	209887	226879	2118577
TEBFR 200	200	8"	209791	209888	226880	218578
TEBFR 300	300	12"	209792	209889	226881	218579
TEBFR 400	400	16"	209793	209890	226272	218580
TEBFR 500	500	20"	209794	209891	226882	218581
TEBFR 600	600	24"	209795	209892	226883	218582

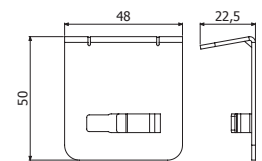


PTBFR



4 x PTBFR => 1 x TERE (BF2R/BFR)

	PG	i304	i316
	REF	REF	REF
PTBFR	210253	210254	218554



H65-105-150



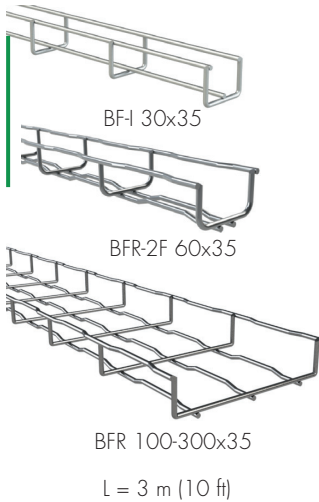
H35				
B	Filling Area	Max. Filling*		
		1m	1,5m	2m
mm	cm ²			
100	23	100%	100%	100%
150	36	100%	100%	100%
200	50	100%	100%	87%
300	77	100%	100%	56%

H65				
B	Filling Area	Max. Filling*		
		1m	1,5m	2m
mm	cm ²			
60	25	100%	100%	86%
100	51	100%	100%	100%
150	81	100%	100%	100%
200	111	100%	100%	98%
300	170	100%	100%	64%
400	228	100%	86%	48%
500	286	100%	84%	49%
600	345	100%	69%	40%

H105				
B	Filling Area	Max. Filling*		
		1m	1,5m	2m
mm	cm ²			
100	92	100%	100%	100%
150	146	100%	100%	93%
200	199	100%	100%	72%
300	305	100%	81%	47%
400	410	100%	76%	42%
500	518	100%	60%	34%
600	625	100%	50%	28%

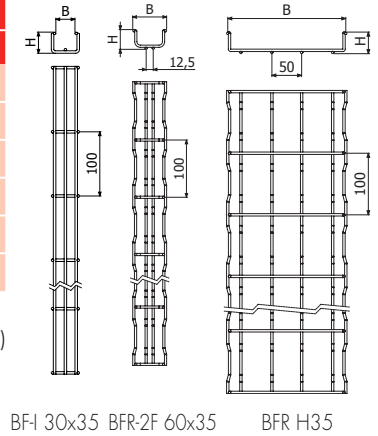
*Maximum filling depending on support span (m) considering a cable load of 0,23 kg/(m·cm²)

BFR H35 EZ-HDG



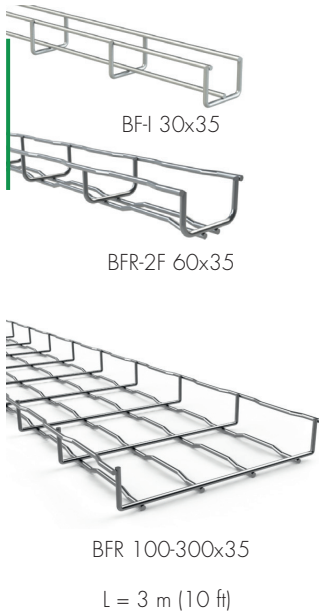
	B		H		EZ	HDG70
	mm	inch	mm	inch	REF	REF
BF-I 30X35	30	1"	35	1 3/8"	209804	-
BFR-2F 60X35	60	2"	35	1 3/8"	206407	208230
BFR 100X35	100	4"	35	1 3/8"	203616	200286
BFR 150X35	150	6"	35	1 3/8"	203617	200287
BFR 200X35	200	8"	35	1 3/8"	203618	200288
BFR 300X35	300	12"	35	1 3/8"	203619	200289

30, 60, 100, 150, 200 2x CGBF (204364-EZ / 204360-HDG)
 300 3x CGBF (204364-EZ / 204360-HDG)



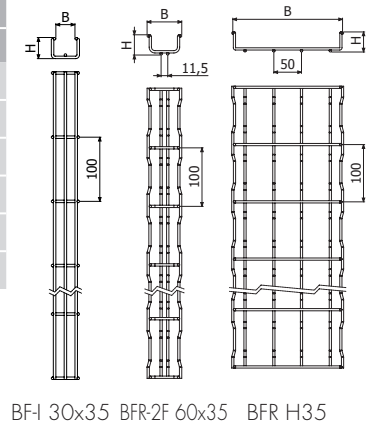
BF-I 30x35 BFR-2F 60x35 BFR H35

BFR H35 i304-i316



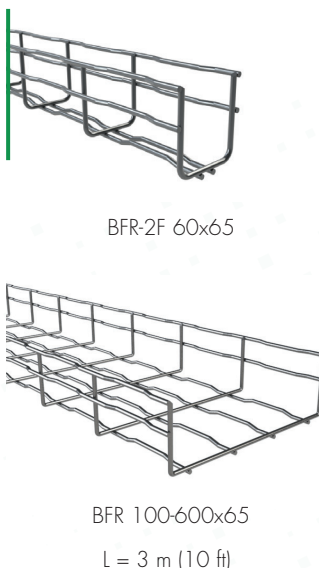
	B		H		i304	i316
	mm	inch	mm	inch	REF	REF
BF-I 30X35	30	1"	35	1 3/8"	209803	-
BFR-2F 60X35	60	2"	35	1 3/8"	206516	208233
BFR 100X35	100	4"	35	1 3/8"	200303	207415
BFR 150X35	150	6"	35	1 3/8"	200304	207416
BFR 200X35	200	8"	35	1 3/8"	200305	207417
BFR 300X35	300	12"	35	1 3/8"	200306	207418

≤ 200 2x CGBF (204915-i304 / 205358-i316)
 ≥ 300 3x CGBF (204915-i304 / 205358-i316)



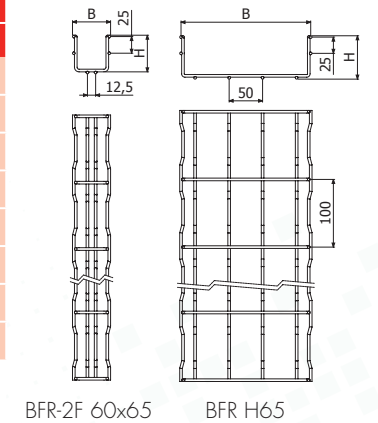
BF-I 30x35 BFR-2F 60x35 BFR H35

BFR H65 EZ-HDG



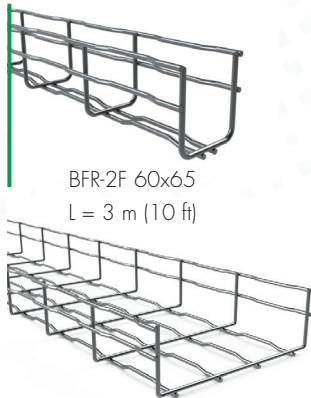
	B		H		EZ	HDG70
	mm	inch	mm	inch	REF	REF
BFR-2F 60X65	60	2"	61	2"	210009	215576
BFR 100X65	100	4"	65	2"	203622	200291
BFR 150X65	150	6"	65	2"	203623	200292
BFR 200X65	200	8"	65	2"	203624	200293
BFR 300X65	300	12"	65	2"	203625	200294
BFR 400X65	400	16"	65	2"	204407	200295
BFR 500X65	500	20"	65	2"	204409	200296
BFR 600X65	600	24"	65	2"	203626	200297

≤ 200 2x URBF (206217-EZ / 206219-HDG)
 ≥ 300 2x URBF (206217-EZ / 206219-HDG)
 + 1x CGBF (204364-EZ / 204360-HDG)

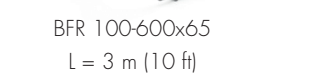


BFR-2F 60x65 BFR H65

BFR H65 i304-i316



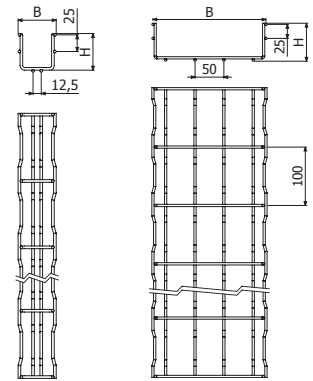
BFR-2F 60x65
L = 3 m (10 ft)



BFR 100-600x65
L = 3 m (10 ft)

	B		H		i304	i316
	mm	inch	mm	inch	REF	REF
BFR-2F 60X65	60	2"	65	2"	200307	207419
BFR 100X65	100	4"	65	2"	200308	207420
BFR 150X65	150	6"	65	2"	200309	207421
BFR 200X65	200	8"	65	2"	200310	207422
BFR 300X65	300	12"	65	2"	200311	207423
BFR 400X65	400	16"	65	2"	200312	207424
BFR 500X65	500	20"	65	2"	200313	207425
BFR 600X65	600	24"	65	2"	200314	207426


≤ 200 2x CGBF (204915-i304 / 205358-i316)
 ≥ 300 3x CGBF (204915-i304 / 205358-i316)



BFR-2F 60x65

BFR H65

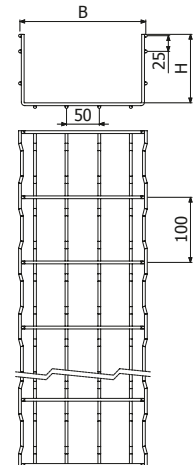
BFR H105 i304-i316




L = 3 m (10 ft)

	B		H		i304	i316
	mm	inch	mm	inch	REF	REF
BFR 100X105	100	4"	105	4"	208769	-
BFR 150X105	150	6"	105	4"	218738	-
BFR 200X105	200	8"	105	4"	200315	207427
BFR 300X105	300	12"	105	4"	200316	207428
BFR 400X105	400	16"	105	4"	200317	207429
BFR 500X105	500	20"	105	4"	200318	207430
BFR 600X105	600	24"	105	4"	200319	207431

≤ 200 2x CGBF (204915-i304 / 205358-i316)
 ≥ 300 3x CGBF (204915-i304 / 205358-i316)



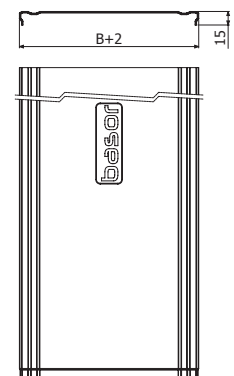
TERE



L = 3 m (10 ft)
100/150/200/300



	B		PG	HDG	i304	i316
	mm	inch	REF	REF	REF	REF
TERE 60	60	2"	227517	227520	227518	227519
TERE 100	100	4"	201312	201321	204560	218154
TERE 150	150	6"	201313	201322	205123	218155
TERE 200	200	8"	201314	201323	204561	218156
TERE 300	300	12"	201316	201325	204716	218157
TERE 400 2M	400	16"	201317	201326		
TERE 500 2M	500	20"	201318	201327		
TERE 600 2M	600	24"	201319	201328		
TERE 400 3M	400	16"			204931	218158
TERE 500 3M	500	20"			204562	218159
TERE 600 3M	600	24"			205357	218160



EBFR H105



L = 3 m (10 ft)

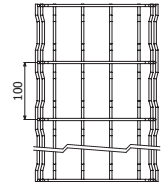
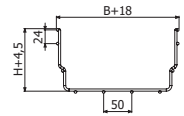


BasorFIL Energy³EBFR


	B		H		HDG70
	mm	inch	mm	inch	REF
EBFR 100x105	100	4"	105	4"	207918
EBFR 150x105	150	6"	105	4"	207919
EBFR 200x105	200	8"	105	4"	207333
EBFR 300x105	300	12"	105	4"	207334
EBFR 400x105	400	16"	105	4"	207335
EBFR 500x105	500	20"	105	4"	207336
EBFR 600x105	600	24"	105	4"	207337

B ≤ 200 2x URBF (206219-HDG)

B ≥ 300 2x URBF (206219-HDG)
+ 1x CGBF (204360-HDG)



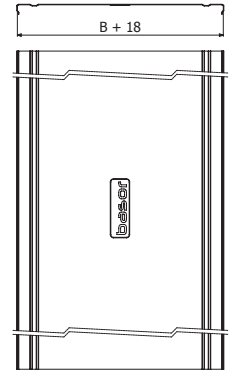
TEBFR




L = 3 m (10 ft)



	B		HDG
	mm	inch	REF
TEBFR 100	100	4"	209886
TEBFR 150	150	6"	209887
TEBFR 200	200	8"	209888
TEBFR 300	300	12"	209889
TEBFR 400	400	16"	209890
TEBFR 500	500	20"	209891
TEBFR 600	600	24"	209892

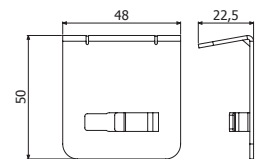


PTBFR




	PG	i304	i316
	REF	REF	REF
PTBFR	210253	210254	218554

4 x PTBFR => 1 x TERE (BF2R/BFR)



H65-105-150



URBF



CGBF




CULA 65/105



CTBF



JUBFR-A



GBF



URCBF



UCBF



PDBFR



JUER-BFR




MU




SLS



SPBF



SPVBF



SSC



SST



STBF



PBF



SFS



STBU




CFBFR



STB2



SUC



SUCM



SCBFR



SUCM35




BJC



BJCM



SFL



PS



PTBFR


URBF



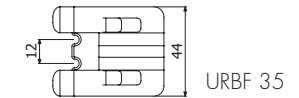
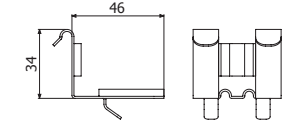
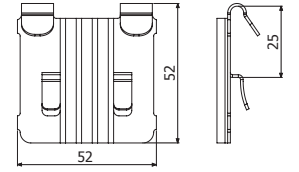
URBF 65/105

URBF 35


35 URBF 35 (B=100-300)
65/105 URBF 65/105



EZ	HDG
REF	REF
206217	206219
207271	207272




CULA

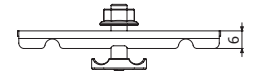
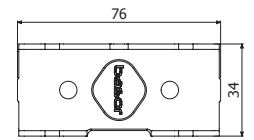


CULA 65/105

10



Pap	EZ	HDG	i304	i316
N-m	REF	REF	REF	REF
6	204919	204363	204921	218590



CGBF

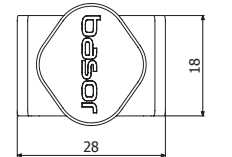
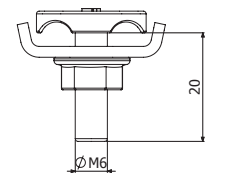


CGBF

10



Pap	EZ	HDG	i304	i316
N-m	REF	REF	REF	REF
6	204364	204360	204915	205358



CTBF

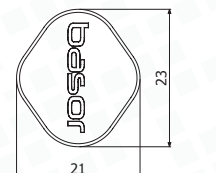
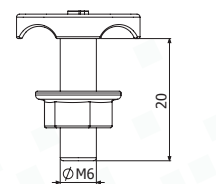


CTBF


10



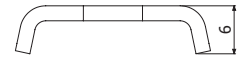
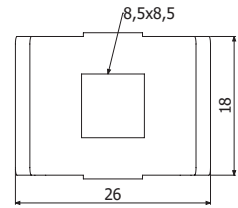
Pap	EZ	HDG	i304	i316
N-m	REF	REF	REF	REF
6	204362	207132	204923	208229



GBF



GBF	EZ	HDG	i304	i316
	REF	REF	REF	REF
	200337	200339	200340	201104

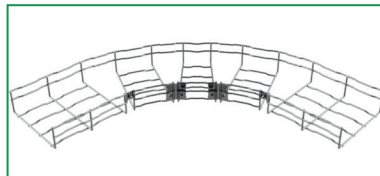

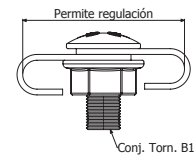
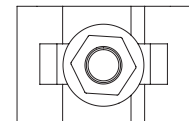


UCBF



UCBF	Pap	EZ	HDG	i304	i316
	N-m	REF	REF	REF	REF
	6	205059	205060	205093	218589

10



URCBF

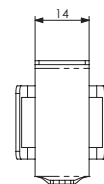
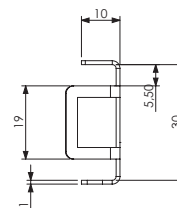
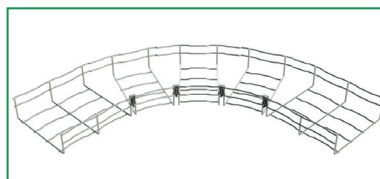

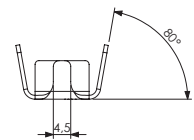


URCBF-100 Pack



Pack 100 u.

PG	i304
REF	REF
226134	226135


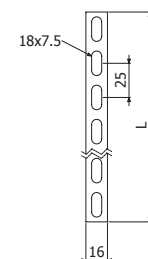


MU




MU 500	L	PG	i304	i316
	mm	REF	REF	REF
MU 275	500	200357	209872	214244
	275	210007	☎	☎

2 x CTBF



JUBFR-A

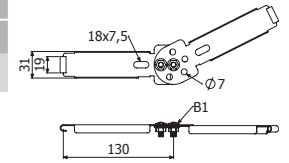


JUBFR-A 65/105



2 x GBF (200337-EZ / 200340-i304)
+ 2/100 x B1 (204356-EZ / 204925-i304)



PG	i304	i316
REF	REF	REF
	209868	209869
	209868	218588



JUER-BFR

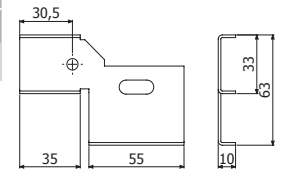


JUER-BFR 60/65


2 x CTBF + 2/100 x B1



i304	i316
REF	REF
207018	218387



PDBFR

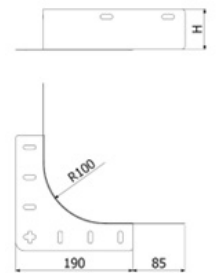


PDBFR 65


PDBFR 105

PDBFR 155

B		PG
mm	inch	REF
65	2"	225032
105	4"	225033
155	6"	225034



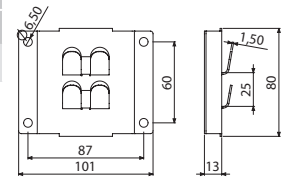
SL




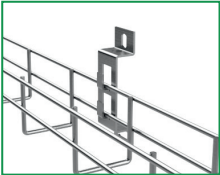
SL

 BFR/BF2R 60x65 - 100x65

PG	HDG	i304
REF	REF	REF
200355	200365	200375



SLS

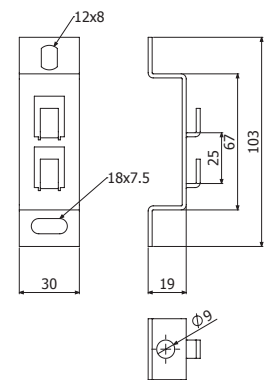


SLS


 BFR/BF2R 60x65 - 100x65

 VR6/VR8 - BFR/BF2R 60x65.200x65

PG	HDG	i304	i316
REF	REF	REF	REF
200360	200370	200380	218561



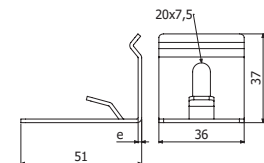
SPBF



SPBF 60-100x35

 BFR 60x35 - 100x35

PG	i304
REF	REF
217591	217595



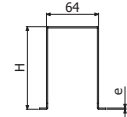
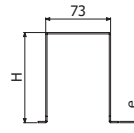
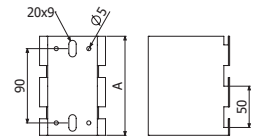
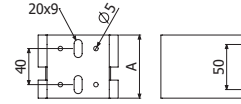
SPVBF



SPVBF 100/70


SPVBF 100/120

H		A		e	PG	i304
mm	inch	mm	inch	mm	REF	REF
100	4	70	3	1,5	218716	218717
100	4	120	5	1,5	218705	218706





SPVBF 100/70

SPVBF 100/120



SSC



SSC 6

SSC 8/10

D	EZ	HDG	i304	i316
mm	REF	REF	REF	REF
7	218761	218760	-	-
10,5	202064	200363	200373	218553



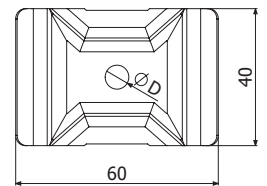
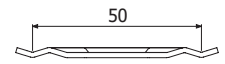
SSC 6 -> M6
SSC 8/10 -> M8/M10



60x35, 150x35, 60x65.



2x SSC 8/10 + 2x DIN6923 M8 + BF2R/BFR (B<=200mm)





SST

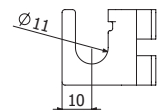
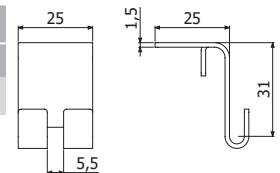


SST

VR8/VR10



PG	i316
REF	REF
205724	218803



STBF

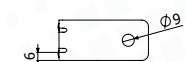
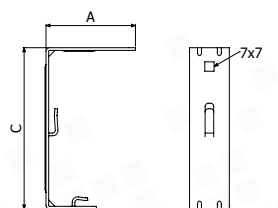



STBF 100X35

STBF 60X65

STBF 100X65

A	C	PG	HDG
mm	mm	REF	REF
45	90	209675	209857
45	120	217314	
70	120	200886	



SCBFR



SCBFR 1KG




SCBFR 3,5KG



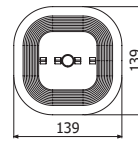
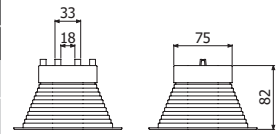
SCBFR 1 KG

SCBFR 3,5 KG


B= 60-150 --> 1x SCBFR 1kg / 1x SCBFR 3,5 kg (long.)
 B= 200 --> 1x SCBFR 1kg Alternate position / 1x SCBFR 3,5 kg
 B= 300 - 400 --> 2 x SCBFR 1kg / 1x SCBFR 3,5 kg (alt.pos B:400)
 B= 500 - 600 --> 2 x SCBFR



RLH
REF
223328
225777



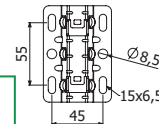

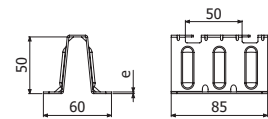
PBF



PBF



e	CTA		PG	HDG	i304	i316
mm	kg	lb	REF	REF	REF	REF
1	250	551	205590	204397	208777	218565



SFS



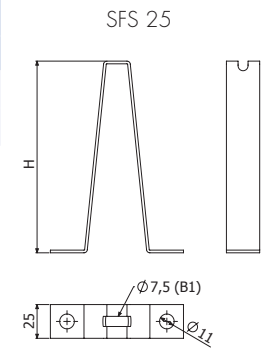

SFS 70

SFS 140



C-SVO + 2 x SFS + 2/100 x B1

H	PG	
mm	inch	REF
70	2 3/4"	225381
142	5 5/8"	205602

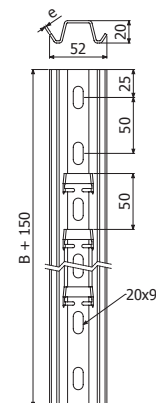


C-SVO



TFSO

	B	e	CTA		PG	HDG	e	i304	i316	
	mm	inch	mm	kg	lb	REF	REF	mm	REF	REF
C-SVO100	100	4"	1,5	250	552	203630	206280	1,5	206285	218421
C-SVO150	150	6"	1,5	200	441	201073	201078	1,5	201087	218422
C-SVO200	200	8"	2	294	649	201074	201079	1,5	201088	218423
C-SVO300	300	12"	2	235	519	201076	201081	1,5	201090	218424
C-SVO400	400	16"	2	161	355	203629	205719	1,5	206286	218425
C-SVO450	450	18"	2	115	254	201075	-	-	-	-
C-SVO500	500	20"	2	115	254	201077	201082	1,5	206287	218426
C-SVO600	600	24"	2	87	192	205941	205720	1,5	206288	218427
TFSO	-	-	-	-	-	200894	-	-	-	-



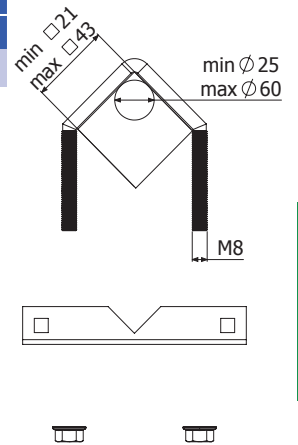
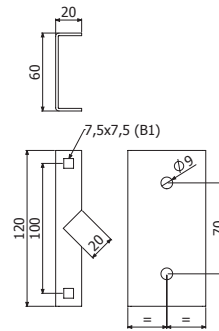
KFS




KFS

13 C-SVO

Pap	PG
N-m	REF
15	208231



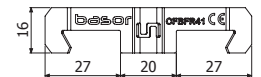
CFBFR41



CFBFR41

SP2, SP4, SP3S, 41/82

i301	i316
REF	REF
210284	218567



FSBFR




L = 3 m (10 ft)




FSBFR 100
FSBFR 150
FSBFR 200
FSBFR 300
FSBFR 400
FSBFR 500
FSBFR 600

B		PG
mm	inch	REF
100	4"	209658
150	6"	209659
200	8"	209660
300	12"	209661
400	16"	209662
500	20"	209663
600	24"	209664



1/100 x B1 (204356-EZ // 206826-HDG) + GBF (200337-EZ // 200339-HDG) (1000 <-> 1000 mm)

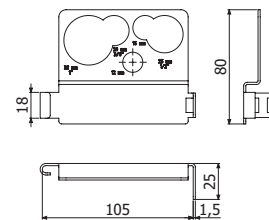
STB2




STB2 12-32



PG	HDG	i304	i316
REF	REF	REF	REF
218798	218799	218800	218801



STBU

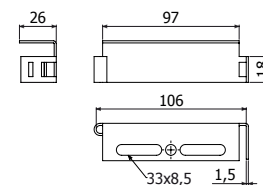


STBU

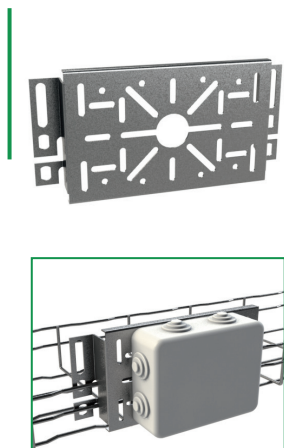


Ømax: 63mm / 2"

PG
REF
205834



SUC



SUC



29-70 mm

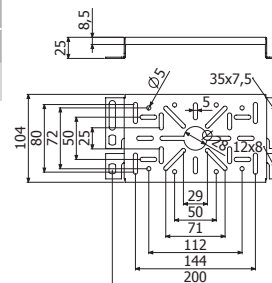


79x50, 98-128x50, 15-55x82




L: 30-147

PG	HDG	i304	i316
REF	REF	REF	REF
200358	200368	200378	218563



SUCM




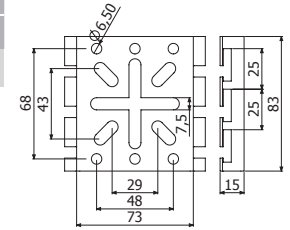


SUCM




L: 30-48

PG	HDG	i304	i316
REF	REF	REF	REF
200359	200369	200379	218564



SUCM 35

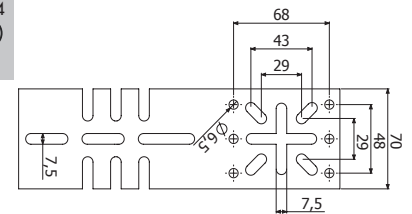


SUCM 35




2 x CTBF (204362-EZ // 207132-HDG // 204923-i304)

PG	HDG	i304
REF	REF	
206343	207256	



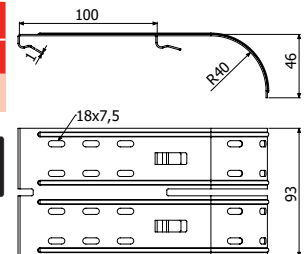
BJC



BJC



PG	HDG
REF	REF
206451	206452



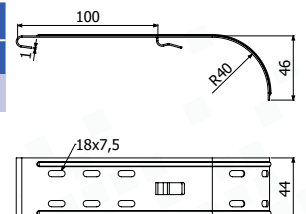
BJCM



BJCM




PG
REF
209807



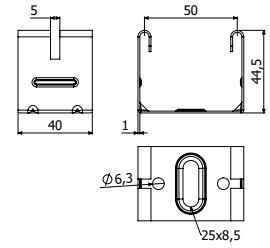
SFL



SFL



PG	i304
REF	REF
205906	211308



TFBFR

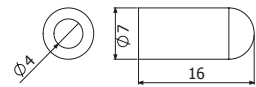


TFBFR-100



100u

PVC
REF
228728



A



TDC



BPZ



BPHDG

TDC Cutting Tool

BPZ Paint bright Zn 400ml

BPHDG Repair HDG 96% Zn 500ml


REF

205066


207224

225464

TT / TTL

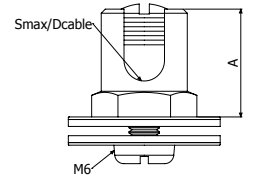



TT

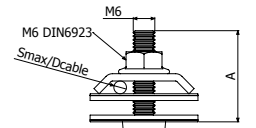


TTL

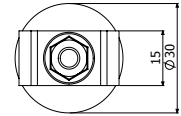
	Smin	Smax	Dcable	A	B	LTN
	mm ²	mm ²	mm	mm	mm	REF
TT 4-35	4	35	2,2 α 8	22	18	206796
TT 35-95	35	95	8 α 12	30	24	206797
TTL 10-35	10	35	4 α 8	25	-	208189



TT




TTL






BasorTRAY



1



2



3



NR2E H60				
B	Filling Area	Max. Filling*		
mm	cm ²	1,5m	2m	2,5m
100	54	100%	100%	100%
150	83	100%	100%	100%
200	112	100%	100%	100%
300	170	100%	100%	77%
400	227	100%	100%	86%
500	285	100%	100%	69%
600	343	100%	100%	57%


NR2E H75				
B	Filling Area	Max. Filling*		
mm	cm ²	1,5m	2m	2,5m
100	69	100%	100%	100%
150	107	100%	100%	100%
200	144	100%	100%	100%
300	218	100%	100%	86%
400	291	100%	100%	82%
500	366	100%	100%	65%
600	440	100%	85%	54%

NE2E H60			
B	Filling Area	Max. Filling*	
mm	cm ²	1m	1,5m
100	54	100%	100%
150	83	100%	100%
200	112	100%	100%
300	170	100%	100%

NE2E H75			
B	Filling Area	Max. Filling*	
mm	cm ²	1m	1,5m
100	69	100%	100%
150	107	100%	100%
200	144	100%	100%
300	218	100%	100%

*Maximum filling depending on support span (m) considering a cable load of 0,23 kg/(m·cm²)

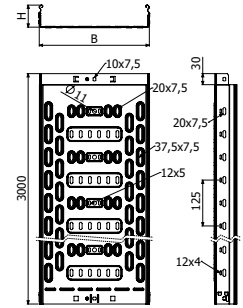
NR2E H60




L = 3 m (10 ft)



	B		H		PG	ZAM3K
	mm	inch	mm	inch	REF.	REF.
NR2E 100X60	100	4"	60	2 3/8"	223988	228200
NR2E 150X60	150	6"	60	2 3/8"	223989	228201
NR2E 200X60	200	8"	60	2 3/8"	223990	228202
NR2E 300X60	300	12"	60	2 3/8"	223991	228203
NR2E 400X60	400	16"	60	2 3/8"	223992	228204
NR2E 500X60	500	20"	60	2 3/8"	223993	228205
NR2E 600X60	600	24"	60	2 3/8"	223994	228206



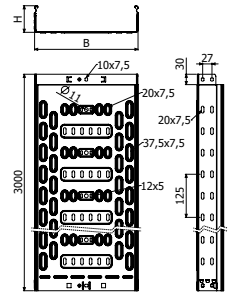
NR2E H75




L = 3 m (10 ft)



	B		H		PG
	mm	inch	mm	inch	REF.
NR2E 100X75	100	4"	75	3"	223995
NR2E 150X75	150	6"	75	3"	223996
NR2E 200X75	200	8"	75	3"	223997
NR2E 300X75	300	12"	75	3"	223998
NR2E 400X75	400	16"	75	3"	223999
NR2E 500X75	500	20"	75	3"	224000
NR2E 600X75	600	24"	75	3"	224001



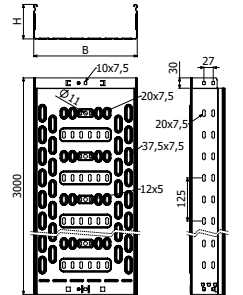
NR2E H100




L = 3 m (10 ft)




	B		H		PG	ZAM3K
	mm	inch	mm	inch	REF.	REF.
NR2E 100X100	100	4"	100	4"	288778	228207
NR2E 150X100	150	6"	100	4"	288779	228208
NR2E 200X100	200	8"	100	4"	288780	228209
NR2E 300X100	300	12"	100	4"	288781	227789
NR2E 400X100	400	16"	100	4"	288782	228210
NR2E 500X100	500	20"	100	4"	288783	228211
NR2E 600X100	600	24"	100	4"	288784	228212



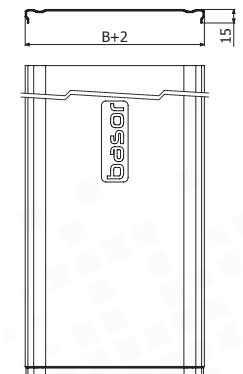
TNRE




L = 3 m (10 ft)



	B		PG	ZAM3K
	mm	inch	REF.	REF.
TNRE 100 3M	100	4"	224841	227974
TNRE 150 3M	150	6"	224842	227975
TNRE 200 3M	200	8"	224843	227976
TNRE 300 3M	300	12"	224844	227977
TNRE 400 3M	400	16"	224845	227978
TNRE 500 3M	500	20"	224846	227979
TNRE 600 3M	600	24"	224847	227980

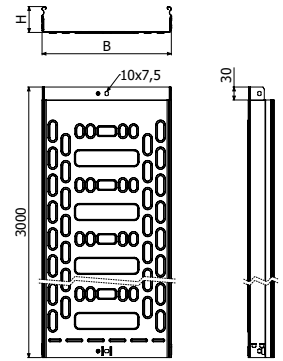


NR2E-C H60



L = 3 m (10 ft)

	B		H		PG	ZAM3K
	mm	inch	mm	inch	REF.	REF.
NR2E-C 100X60	100	4"	60	2 3/8"	228763	-
NR2E-C 150X60	150	6"	60	2 3/8"	228764	-
NR2E-C 200X60	200	8"	60	2 3/8"	228765	-
NR2E-C 300X60	300	12"	60	2 3/8"	288785	-
NR2E-C 400X60	400	16"	60	2 3/8"	288786	227985
NR2E-C 500X60	500	20"	60	2 3/8"	288787	227986
NR2E-C 600X60	600	24"	60	2 3/8"	288788	228761



1/100 x B1 (204356-EZ)

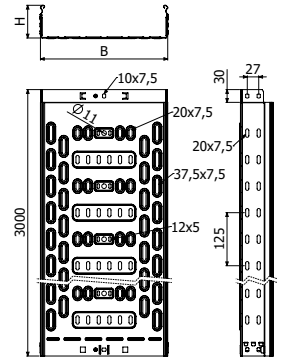


NR2E-C H75



L = 3 m (10 ft)

	B		H		PG
	mm	inch	mm	inch	REF.
NR2E-C 100X75	100	4"	75	3"	224002
NR2E-C 150X75	150	6"	75	3"	224003
NR2E-C 200X75	200	8"	75	3"	224004
NR2E-C 300X75	300	12"	75	3"	224005
NR2E-C 400X75	400	16"	75	3"	224006
NR2E-C 500X75	500	20"	75	3"	224007
NR2E-C 600X75	600	24"	75	3"	224008



1/100 x B1 (204356-EZ)

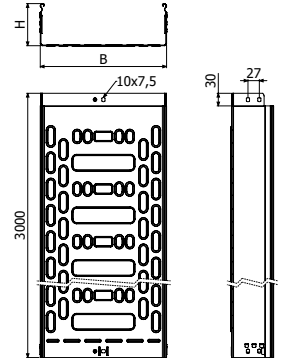


NR2E-C H100



L = 3 m (10 ft)

	B		H		PG	ZAM3K
	mm	inch	mm	inch	REF.	REF.
NR2E-C 100X100	100	4"	100	4"	288789	227987
NR2E-C 150X100	150	6"	100	4"	288790	227988
NR2E-C 200X100	200	8"	100	4"	288791	227989
NR2E-C 300X100	300	12"	100	4"	288792	227990
NR2E-C 400X100	400	16"	100	4"	288793	227991
NR2E-C 500X100	500	20"	100	4"	288794	227992
NR2E-C 600X100	600	24"	100	4"	288795	228762



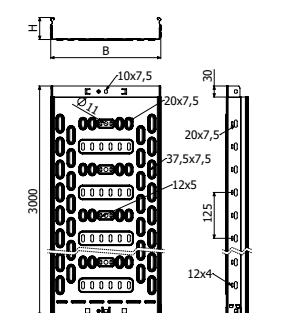
1/100 x B1 (204356-EZ)

NE2E H60




L = 3 m (10 ft)

	B		H		PG	ZAM3K
	mm	inch	mm	inch	REF.	REF.
NE2E 100X60	100	4"	60	2 3/8"	224333	228213
NE2E 150X60	150	6"	60	2 3/8"	224334	228214
NE2E 200X60	200	8"	60	2 3/8"	224335	228215
NE2E 300X60	300	12"	60	2 3/8"	224336	228216



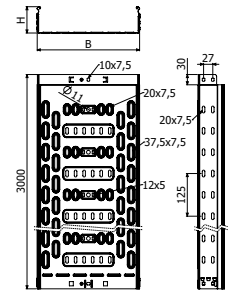
NE2E H75




L = 3 m (10 ft)

- NE2E 100X75
- NE2E 150X75
- NE2E 200X75
- NE2E 300X75

B		H		PG	REF.
mm	inch	mm	inch		
100	4"	75	3"		225400
150	6"	75	3"		225401
200	8"	75	3"		225402
300	12"	75	3"		225403



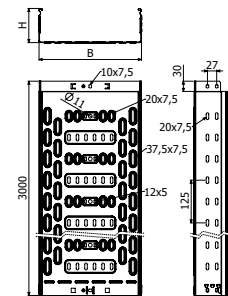
NE2E H100



L = 3 m (10 ft)

- NE2E 100X100
- NE2E 150X100
- NE2E 200X100
- NE2E 300X100

B		H		PG	ZAM3K
mm	inch	mm	inch	REF.	REF.
100	4"	100	4"	228766	228217
150	6"	100	4"	228767	228218
200	8"	100	4"	228768	228219
300	12"	100	4"	228769	228220



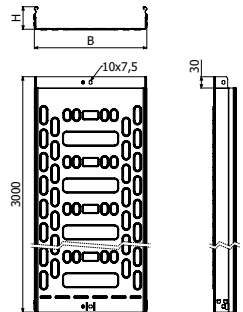
NE2E-C H60



L = 3 m (10 ft)

- NE2E-C 100X60
- NE2E-C 150X60
- NE2E-C 200X60
- NE2E-C 300X60

B		H		PG	ZAM3K
mm	inch	mm	inch	REF.	REF.
100	4"	60	2 3/8"	228770	227981
150	6"	60	2 3/8"	288771	227982
200	8"	60	2 3/8"	288772	227983
300	12"	60	2 3/8"	288773	228736



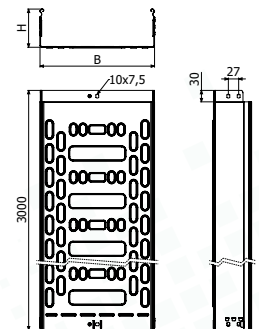
NE2E-C H100




L = 3 m (10 ft)

- NE2E 100X100
- NE2E 150X100
- NE2E 200X100
- NE2E 300X100

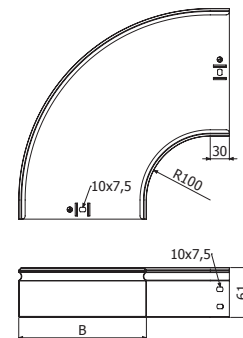
B		H		PG	ZAM3K
mm	inch	mm	inch	REF.	REF.
100	4"	100	4"	288774	228737
150	6"	100	4"	288775	228738
200	8"	100	4"	288776	228739
300	12"	100	4"	288777	228740



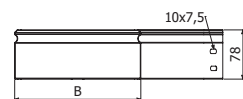
CPNRE




	B		H		PG	ZAM3K
	mm	inch	mm	inch	REF.	REF.
CPNRE 100X60	100	4"	60	2 3/8"	224035	228221
CPNRE 150X60	150	6"	60	2 3/8"	224036	228222
CPNRE 200X60	200	8"	60	2 3/8"	224037	228223
CPNRE 300X60	300	12"	60	2 3/8"	224038	228224
CPNRE 400X60	400	16"	60	2 3/8"	224039	228225
CPNRE 500X60	500	20"	60	2 3/8"	224040	228226
CPNRE 600X60	600	24"	60	2 3/8"	224041	228227
CPNRE 100X75	100	4"	75	3"	224042	-
CPNRE 150X75	150	6"	75	3"	224043	-
CPNRE 200X75	200	8"	75	3"	224044	-
CPNRE 300X75	300	12"	75	3"	224045	-
CPNRE 400X75	400	16"	75	3"	224046	-
CPNRE 500X75	500	20"	75	3"	224047	-
CPNRE 600X75	600	24"	75	3"	224048	-
CPNRE 100X100	100	4"	100	4"	288796	228228
CPNRE 150X100	150	6"	100	4"	288797	228229
CPNRE 200X100	200	8"	100	4"	288798	228230
CPNRE 300X100	300	12"	100	4"	288799	228231
CPNRE 400X100	400	16"	100	4"	288800	228232
CPNRE 500X100	500	20"	100	4"	288801	228233
CPNRE 600X100	600	24"	100	4"	288802	228234



CPNRE H60



CPNRE H75

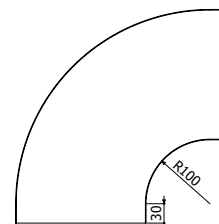

 B = 100>300 --> 2x JUNRE (H60 224217 / H75 224218)
 B = 400>600 --> 2x JUNRE (H60 224217 / H75 224218) +1X JUNRE-C (224252)




TCPNRE



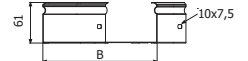
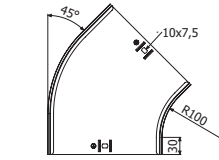
	B		PG	ZAM3K
	mm	inch	REF.	REF.
TCPNRE 100	100	4"	224063	228249
TCPNRE 150	150	6"	224064	228250
TCPNRE 200	200	8"	224065	228251
TCPNRE 300	300	12"	224066	228252
TCPNRE 400	400	16"	224067	228253
TCPNRE 500	500	20"	224068	228254
TCPNRE 600	600	24"	224069	228255



CPNRE45




	B		H		PG	ZAM3K
	mm	inch	mm	inch	REF.	REF.
CPNRE 100X60	100	4"	60	2 3/8"	224049	228235
CPNRE 150X60	150	6"	60	2 3/8"	224050	228236
CPNRE45 200X60	200	8"	60	2 3/8"	224051	228237
CPNRE45 300X60	300	12"	60	2 3/8"	224052	228238
CPNRE45 400X60	400	16"	60	2 3/8"	224053	228239
CPNRE45 500X60	500	20"	60	2 3/8"	224054	228240
CPNRE45 600X60	600	24"	60	2 3/8"	224055	228241
CPNRE45 100X75	100	4"	75	3"	224056	-
CPNRE45 150X75	150	6"	75	3"	224057	-
CPNRE45 200X75	200	8"	75	3"	224058	-
CPNRE45 300X75	300	12"	75	3"	224059	-
CPNRE45 400X75	400	16"	75	3"	224060	-
CPNRE45 500X75	500	20"	75	3"	224061	-
CPNRE45 600X75	600	24"	75	3"	224062	-
CPNRE45 100X100	100	4"	100	4"	288803	228242
CPNRE45 150X100	150	6"	100	4"	288804	228243
CPNRE45 200X100	200	8"	100	4"	288805	228244
CPNRE45 300X100	300	12"	100	4"	288806	228245
CPNRE45 400X100	400	16"	100	4"	288807	228246
CPNRE45 500X100	500	20"	100	4"	288808	228247
CPNRE45 600X100	600	24"	100	4"	288809	228248



CPNRE45 H60




CPNRE45 H75

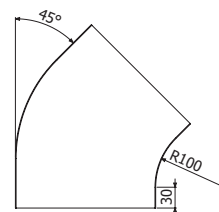
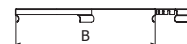
 B = 100>300 --> 2x JUNRE (H60 224217 / H75 224218)
 B = 400>600 --> 2x JUNRE (H60 224217 / H75 224218) + 1X JUNRE-C (224252)




TCPNRE45



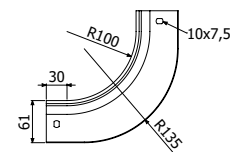
	B		PG	ZAM3K
	mm	inch	REF.	REF.
TCPNRE45 100	100	4"	224070	228256
TCPNRE45 150	150	6"	224071	228257
TCPNRE45 200	200	8"	224072	228258
TCPNRE45 300	300	12"	224073	228259
TCPNRE45 400	400	16"	224074	228260
TCPNRE45 500	500	20"	224075	228261
TCPNRE45 600	600	24"	224076	228262



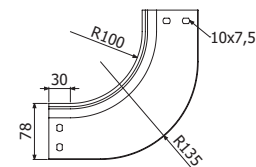
CCNRE



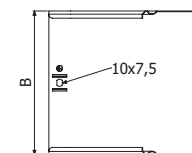
	B		H		PG	ZAM3K
	mm	inch	mm	inch	REF.	REF.
CCNRE 100X60	100	4"	60	2 3/8"	224077	228263
CCNRE 150X60	150	6"	60	2 3/8"	224078	228264
CCNRE 200X60	200	8"	60	2 3/8"	224079	228265
CCNRE 300X60	300	12"	60	2 3/8"	224080	228266
CCNRE 400X60	400	16"	60	2 3/8"	224081	228267
CCNRE 500X60	500	20"	60	2 3/8"	224082	228268
CCNRE 600X60	600	24"	60	2 3/8"	224083	228269
CCNRE 100X75	100	4"	75	3"	224084	-
CCNRE 150X75	150	6"	75	3"	224085	-
CCNRE 200X75	200	8"	75	3"	224086	-
CCNRE 300X75	300	12"	75	3"	224087	-
CCNRE 400X75	400	16"	75	3"	224088	-
CCNRE 500X75	500	20"	75	3"	224089	-
CCNRE 600X75	600	24"	75	3"	224090	-
CCNRE 100X100	100	4"	100	4"	288810	228270
CCNRE 150X100	150	6"	100	4"	288811	228271
CCNRE 200X100	200	8"	100	4"	288812	228272
CCNRE 300X100	300	12"	100	4"	288813	228273
CCNRE 400X100	400	16"	100	4"	288814	228274
CCNRE 500X100	500	20"	100	4"	288815	228275
CCNRE 600X100	600	24"	100	4"	288816	228276





CCNRE H60




CCNRE H75




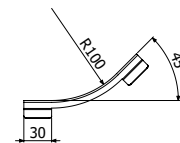
 B = 100>300 --> 2x JUNRE (H60 224217 / H75 224218)
 B = 400>600 --> 2x JUNRE (H60 224217 / H75 224218) +1X JUNRE-C (224252)




TCCNRE



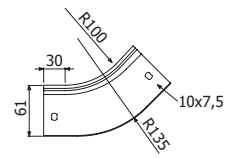
	B		PG	ZAM3K
	mm	inch	REF.	REF.
TCCNRE 100	100	4"	224105	228291
TCCNRE 150	150	6"	224106	228292
TCCNRE 200	200	8"	224107	228293
TCCNRE 300	300	12"	224108	228294
TCCNRE 400	400	16"	224109	228295
TCCNRE 500	500	20"	224110	228296
TCCNRE 600	600	24"	224111	228297



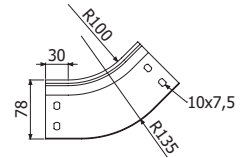
CCNRE45



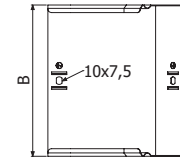
	B		H		PG	ZAM3K
	mm	inch	mm	inch	REF.	REF.
CCNRE45 100X60	100	4"	60	2 3/8"	224091	228277
CCNRE45 150X60	150	6"	60	2 3/8"	224092	228278
CCNRE45 200X60	200	8"	60	2 3/8"	224093	228279
CCNRE45 300X60	300	12"	60	2 3/8"	224094	228280
CCNRE45 400X60	400	16"	60	2 3/8"	224095	228281
CCNRE45 500X60	500	20"	60	2 3/8"	224096	228282
CCNRE45 600X60	600	24"	60	2 3/8"	224097	228283
CCNRE45 100X75	100	4"	75	3"	224098	-
CCNRE45 150X75	150	6"	75	3"	224099	-
CCNRE45 200X75	200	8"	75	3"	224100	-
CCNRE45 300X75	300	12"	75	3"	224101	-
CCNRE45 400X75	400	16"	75	3"	224102	-
CCNRE45 500X75	500	20"	75	3"	224103	-
CCNRE45 600X75	600	24"	75	3"	224104	-
CCNRE45 100X100	100	4"	100	4"	288817	228284
CCNRE45 150X100	150	6"	100	4"	288818	228285
CCNRE45 200X100	200	8"	100	4"	288819	228286
CCNRE45 300X100	300	12"	100	4"	288820	228287
CCNRE45 400X100	400	16"	100	4"	288821	228288
CCNRE45 500X100	500	20"	100	4"	288822	228289
CCNRE45 600X100	600	24"	100	4"	288823	228290





CCNRE45 H60




CCNRE45 H75



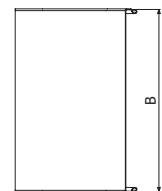
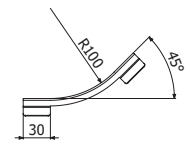
 B = 100>300 --> 2x JUNRE (H60 224217 / H75 224218)
 B = 400>600 --> 2x JUNRE (H60 224217 / H75 224218) +1X JUNRE-C (224252)



TCCNRE45



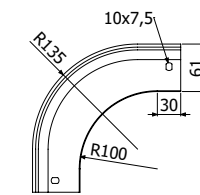
	B		PG	ZAM3K
	mm	inch	REF.	REF.
TCCNRE45 100	100	4"	224112	228298
TCCNRE45 150	150	6"	224113	228299
TCCNRE45 200	200	8"	224114	228300
TCCNRE45 300	300	12"	224115	228301
TCCNRE45 400	400	16"	224116	228302
TCCNRE45 500	500	20"	224117	228303
TCCNRE45 600	600	24"	224118	228304



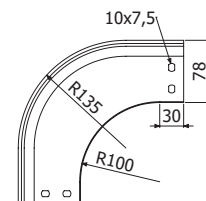
CXNRE



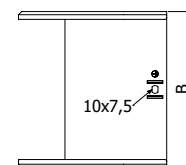
	B		H		PG	ZAM3K
	mm	inch	mm	inch	REF.	REF.
CXNRE 100X60	100	4"	60	2 3/8"	224119	228305
CXNRE 150X60	150	6"	60	2 3/8"	224120	228306
CXNRE 200X60	200	8"	60	2 3/8"	224121	228307
CXNRE 300X60	300	12"	60	2 3/8"	224122	228308
CXNRE 400X60	400	16"	60	2 3/8"	224123	228309
CXNRE 500X60	500	20"	60	2 3/8"	224124	228310
CXNRE 600X60	600	24"	60	2 3/8"	224125	228311
CXNRE 100X75	100	4"	75	3"	224126	-
CXNRE 150X75	150	6"	75	3"	224127	-
CXNRE 200X75	200	8"	75	3"	224128	-
CXNRE 300X75	300	12"	75	3"	224129	-
CXNRE 400X75	400	16"	75	3"	224130	-
CXNRE 500X75	500	20"	75	3"	224131	-
CXNRE 600X75	600	24"	75	3"	224132	-
CXNRE 100X100	100	4"	100	4"	288824	228312
CXNRE 150X100	150	6"	100	4"	288825	228313
CXNRE 200X100	200	8"	100	4"	288826	228314
CXNRE 300X100	300	12"	100	4"	288827	228315
CXNRE 400X100	400	16"	100	4"	288828	228316
CXNRE 500X100	500	20"	100	4"	288829	228317
CXNRE 600X100	600	24"	100	4"	288830	228318



CXNRE H60




CXNRE H75




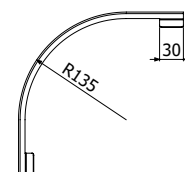
B = 100>300 --> 2x JUNRE (H60 224217 / H75 224218)
 B = 400>600 --> 2x JUNRE (H60 224217 / H75 224218) + 1X JUNRE-C (224252)




TCXNRE



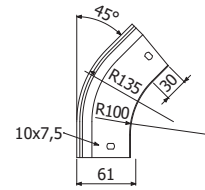
	B		PG	ZAM3K
	mm	inch	REF.	REF.
TCXNRE 100X60	100	4"	224147	228333
TCXNRE 150X60	150	6"	224148	228334
TCXNRE 200X60	200	8"	224149	228335
TCXNRE 300X60	300	12"	224150	228336
TCXNRE 400X60	400	16"	224151	228337
TCXNRE 500X60	500	20"	224152	228338
TCXNRE 600X60	600	24"	224153	228339
TCXNRE 100X75	100	4"	224154	-
TCXNRE 150X75	150	6"	224155	-
TCXNRE 200X75	200	8"	224156	-
TCXNRE 300X75	300	12"	224157	-
TCXNRE 400X75	400	16"	224158	-
TCXNRE 500X75	500	20"	224159	-
TCXNRE 600X75	600	24"	224160	-
TCXNRE 100X100	100	4"	288831	228340
TCXNRE 150X100	150	6"	288832	228341
TCXNRE 200X100	200	8"	288833	228342
TCXNRE 300X100	300	12"	288834	228343
TCXNRE 400X100	400	16"	288835	228344
TCXNRE 500X100	500	20"	288836	228345
TCXNRE 600X100	600	24"	288837	228346



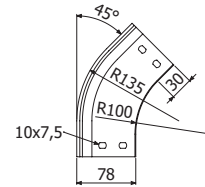
CXNRE45



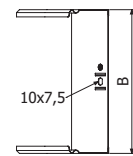
	B		H		PG	ZAM3K
	mm	inch	mm	inch	REF.	REF.
CXNRE45 100X60	100	4"	60	2 3/8"	224133	228319
CXNRE45 150X60	150	6"	60	2 3/8"	224134	228320
CXNRE45 200X60	200	8"	60	2 3/8"	224135	228321
CXNRE45 300X60	300	12"	60	2 3/8"	224136	228322
CXNRE45 400X60	400	16"	60	2 3/8"	224137	228323
CXNRE45 500X60	500	20"	60	2 3/8"	224138	228324
CXNRE45 600X60	600	24"	60	2 3/8"	224139	228325
CXNRE45 100X75	100	4"	75	3"	224140	-
CXNRE45 150X75	150	6"	75	3"	224141	-
CXNRE45 200X75	200	8"	75	3"	224142	-
CXNRE45 300X75	300	12"	75	3"	224143	-
CXNRE45 400X75	400	16"	75	3"	224144	-
CXNRE45 500X75	500	20"	75	3"	224145	-
CXNRE45 600X75	600	24"	75	3"	224146	-
CXNRE45 100X100	100	4"	100	4"	288838	228326
CXNRE45 150X100	150	6"	100	4"	288839	228327
CXNRE45 200X100	200	8"	100	4"	288840	228328
CXNRE45 300X100	300	12"	100	4"	288841	228329
CXNRE45 400X100	400	16"	100	4"	288842	228330
CXNRE45 500X100	500	20"	100	4"	288843	228331
CXNRE45 600X100	600	24"	100	4"	288844	228332




CXNRE45 H60




CXNRE45 H75



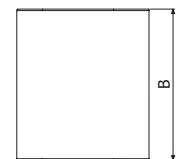
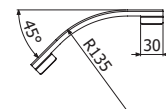
 B = 100>300 --> 2x JUNRE (H60 224217 / H75 224218)
 B = 400>600 --> 2x JUNRE (H60 224217 / H75 224218) + 1X JUNRE-C (224252)




TCXNRE45



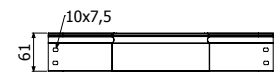
	B		PG	ZAM3K
	mm	inch	REF.	REF.
TCXNRE45 100X60	100	4"	224161	228347
TCXNRE45 150X60	150	6"	224162	228348
TCXNRE45 200X60	200	8"	224163	228349
TCXNRE45 300X60	300	12"	224164	228350
TCXNRE45 400X60	400	16"	224165	228351
TCXNRE45 500X60	500	20"	224166	228352
TCXNRE45 600X60	600	24"	224167	228353
TCXNRE45 100X75	100	4"	224168	-
TCXNRE45 150X75	150	6"	224169	-
TCXNRE45 200X75	200	8"	224170	-
TCXNRE45 300X75	300	12"	224171	-
TCXNRE45 400X75	400	16"	224172	-
TCXNRE45 500X75	500	20"	224173	-
TCXNRE45 600X75	600	24"	224174	-
TCXNRE45 100X100	100	4"	288845	228354
TCXNRE45 150X100	150	6"	288846	228355
TCXNRE45 200X100	200	8"	288847	228356
TCXNRE45 300X100	300	12"	288848	228357
TCXNRE45 400X100	400	16"	288849	228358
TCXNRE45 500X100	500	20"	288850	228359
TCXNRE45 600X100	600	24"	288851	228360



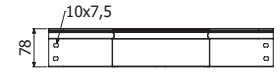
TENRE



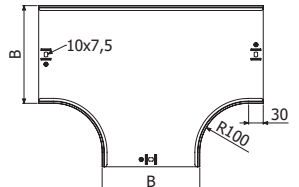
	B		H		PG	ZAM3K
	mm	inch	mm	inch	REF.	REF.
TENRE 100X60	100	4"	60	2 3/8"	224175	228361
TENRE 150X60	150	6"	60	2 3/8"	224176	228362
TENRE 200X60	200	8"	60	2 3/8"	224177	228363
TENRE 300X60	300	12"	60	2 3/8"	224178	228364
TENRE 400X60	400	16"	60	2 3/8"	224179	228365
TENRE 500X60	500	20"	60	2 3/8"	224180	228366
TENRE 600X60	600	24"	60	2 3/8"	224181	228367
TENRE 100X75	100	4"	75	3"	224182	-
TENRE 150X75	150	6"	75	3"	224183	-
TENRE 200X75	200	8"	75	3"	224184	-
TENRE 300X75	300	12"	75	3"	224185	-
TENRE 400X75	400	16"	75	3"	224186	-
TENRE 500X75	500	20"	75	3"	224187	-
TENRE 600X75	600	24"	75	3"	224188	-
TENRE 100X100	100	4"	100	4"	288852	228368
TENRE 150X100	150	6"	100	4"	288853	228369
TENRE 200X100	200	8"	100	4"	288854	228370
TENRE 300X100	300	12"	100	4"	288855	228371
TENRE 400X100	400	16"	100	4"	288856	228372
TENRE 500X100	500	20"	100	4"	288857	228373
TENRE 600X100	600	24"	100	4"	288858	228374



TENRE H60




TENRE H75



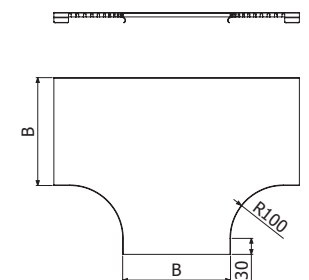
🔧 B = 100>300 --> 2x JUNRE (H60 224217 / H75 224218)
 B = 400>600 --> 2x JUNRE (H60 224217 / H75 224218) +1X JUNRE-C (224252)




TTENRE



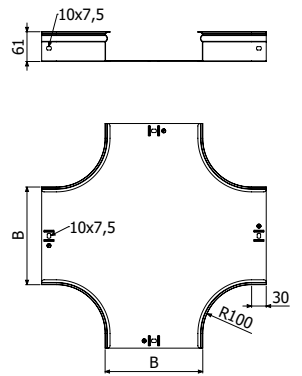
	B		PG	ZAM3K
	mm	inch	REF.	REF.
TTENRE 100	100	4"	224189	228375
TTENRE 150	150	6"	224190	228376
TTENRE 200	200	8"	224191	228377
TTENRE 300	300	12"	224192	228378
TTENRE 400	400	16"	224193	228379
TTENRE 500	500	20"	224194	228380
TTENRE 600	600	24"	224195	228381




CRNRE




	B		H		PG	ZAM3K
	mm	inch	mm	inch	REF.	REF.
CRNRE 100X60	100	4"	60	2 3/8"	224196	228382
CRNRE 150X60	150	6"	60	2 3/8"	224197	228383
CRNRE 200X60	200	8"	60	2 3/8"	224198	228384
CRNRE 300X60	300	12"	60	2 3/8"	224199	228385
CRNRE 400X60	400	16"	60	2 3/8"	224200	228386
CRNRE 500X60	500	20"	60	2 3/8"	224201	228387
CRNRE 600X60	600	24"	60	2 3/8"	224202	228388
CRNRE 100X75	100	4"	75	3"	224203	-
CRNRE 150X75	150	6"	75	3"	224204	-
CRNRE 200X75	200	8"	75	3"	224205	-
CRNRE 300X75	300	12"	75	3"	224206	-
CRNRE 400X75	400	16"	75	3"	224207	-
CRNRE 500X75	500	20"	75	3"	224208	-
CRNRE 600X75	600	24"	75	3"	224209	-
CRNRE 100X100	100	4"	100	4"	288859	228389
CRNRE 150X100	150	6"	100	4"	288860	228390
CRNRE 200X100	200	8"	100	4"	288861	228391
CRNRE 300X100	300	12"	100	4"	288862	228392
CRNRE 400X100	400	16"	100	4"	288863	228393
CRNRE 500X100	500	20"	100	4"	288864	228394
CRNRE 600X100	600	24"	100	4"	288865	228395



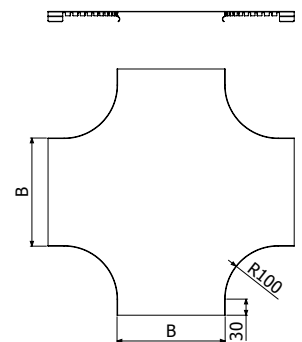
 B = 100>300 --> 2x JUNRE (H60 224217 / H75 224218)
 B = 400>600 --> 2x JUNRE (H60 224217 / H75 224218) +1X JUNRE-C (224252)




TCRNRE



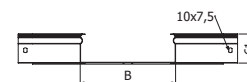
	B		PG	ZAM3K
	mm	inch	REF.	REF.
TCRNRE 100	100	4"	224210	228396
TCRNRE 150	150	6"	224211	228397
TCRNRE 200	200	8"	224212	228398
TCRNRE 300	300	12"	224213	228399
TCRNRE 400	400	16"	224214	228400
TCRNRE 500	500	20"	224215	228401
TCRNRE 600	600	24"	224216	228402



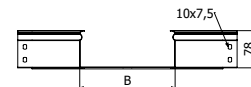
ASNRE



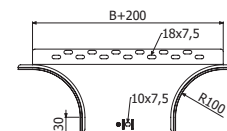
	B		H		PG	ZAM3K
	mm	inch	mm	inch	REF.	REF.
ASNRE 100X60	100	4"	60	2 3/8"	224223	228409
ASNRE 150X60	150	6"	60	2 3/8"	224224	228410
ASNRE 200X60	200	8"	60	2 3/8"	224225	228411
ASNRE 300X60	300	12"	60	2 3/8"	224226	228412
ASNRE 400X60	400	16"	60	2 3/8"	224227	228413
ASNRE 500X60	500	20"	60	2 3/8"	224228	228414
ASNRE 600X60	600	24"	60	2 3/8"	224229	228415
ASNRE 100X75	100	4"	75	3"	224230	-
ASNRE 150X75	150	6"	75	3"	224231	-
ASNRE 200X75	200	8"	75	3"	224232	-
ASNRE 300X75	300	12"	75	3"	224233	-
ASNRE 400X75	400	16"	75	3"	224234	-
ASNRE 500X75	500	20"	75	3"	224235	-
ASNRE 600X75	600	24"	75	3"	224236	-
ASNRE 100X100	100	4"	100	4"	288866	228416
ASNRE 150X100	150	6"	100	4"	288867	228417
ASNRE 200X100	200	8"	100	4"	288868	228418
ASNRE 300X100	300	12"	100	4"	288869	228419
ASNRE 400X100	400	16"	100	4"	288870	228420
ASNRE 500X100	500	20"	100	4"	288871	228421
ASNRE 600X100	600	24"	100	4"	288872	228422



ASNRE H60




ASNRE H75



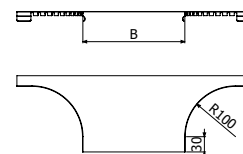
H60 -->2/100 x B1 (204356 EZ) / H75 -->4/100 x B1 (204356 EZ)



TASNRE



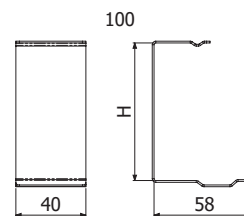
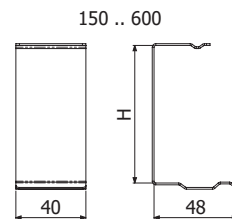
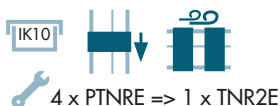
	B		PG	ZAM3K
	mm	inch	REF.	REF.
TASNRE 100	100	4"	224237	228423
TASNRE 150	150	6"	224238	228424
TASNRE 200	200	8"	224239	228425
TASNRE 300	300	12"	224240	228426
TASNRE 400	400	16"	224241	228427
TASNRE 500	500	20"	224242	228428
TASNRE 600	600	24"	224243	228429




PTNRE



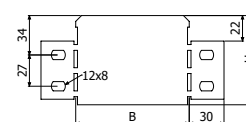
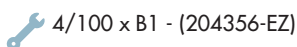
	H		i304
	mm	inch	
PTNRE 100x60	60	2 3/8"	224848
PTNRE 150-600x60	60	2 3/8"	224849
PTNRE 100x75	75	3"	224850
PTNRE 150-600x75	75	3"	224851
PTNRE 100x100	100	4"	228771
PTNRE 150-600x100	100	4"	228772




RENRE



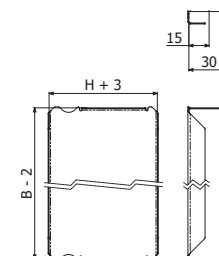
	B		H		PG	ZAM3K
	mm	inch	mm	inch	REF.	REF.
RENRE 50X60	50	2"	60	2 3/8"	224797	228430
RENRE 100X60	100	4"	60	2 3/8"	224798	228431
RENRE 50X75	50	2"	75	3"	224799	-
RENRE 100X75	100	4"	75	3"	224800	-
RENRE 50x100	50	2"	100	4"	288873	228432
RENRE 100X100	100	4"	100	4"	288874	228433




TFNRE



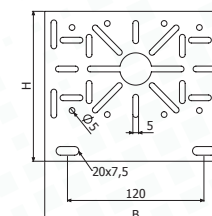
	B		H		PG	ZAM3K
	mm	inch	mm	inch	REF.	REF.
TFNRE 100x75	100	4"	75	3"	224853	-
TFNRE 150x75	150	6"	75	3"	224854	-
TFNRE 200x75	200	8"	75	3"	224855	-
TFNRE 300x75	300	12"	75	3"	224856	-
TFNRE 400x75	400	16"	75	3"	224857	-
TFNRE 500x75	500	20"	75	3"	224858	-
TFNRE 600x75	600	24"	75	3"	224859	-
TFNRE 100x100	100	4"	100	4"	-	228435
TFNRE 150x100	150	6"	100	4"	-	228436
TFNRE 200x100	200	8"	100	4"	-	228437
TFNRE 300x100	300	12"	100	4"	-	228438
TFNRE 400x100	400	16"	100	4"	-	228439
TFNRE 500x100	500	20"	100	4"	-	228440
TFNRE 600x100	600	24"	100	4"	-	228441



SUCP




SUCP	B		PG
	mm	inch	REF.
SUCP	100	4"	214255



BasorTRAY

PS

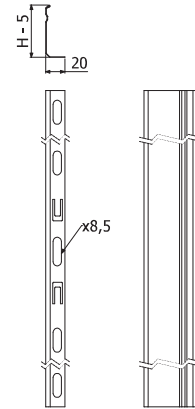


L = 3 m (10 ft)

PS 60
PS 80
PS 100

H		PG	ZAM3K
mm	inch	REF.	REF.
60	2 3/8"	202066	226523
80	3 1/8"	203477	-
100	4"	203478	226524

1/100 X B1 (500 <-> 500 mm) (204356-EZ)



STANDARD UNION JOINTS



JUNRE 60/75



JUNRE-A 60/75



JUNRE-B 60/75



JUNRE-C

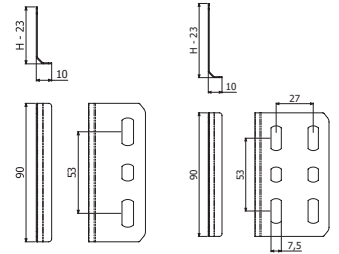


UCNRE

JUNRE 60
JUNRE 75
JUNRE 100
JUNRE-A 60
JUNRE-A 75
JUNRE-A 100
JUNRE-B 60
JUNRE-B 75
JUNRE-B 100
JUNRE-C
UCNRE (AL)

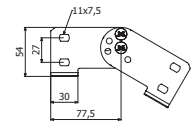
H		PG	ZAM3K
mm	inch	REF.	REF.
60	2 3/8"	224217	228403
75	3"	224218	-
100	4"	288875	228404
60	2 3/8"	224219	228405
75	3"	224220	-
100	4"	288876	228406
60	2 3/8"	224221	228407
75	3"	224222	-
100	4"	288877	228408
75	3"	224852	228434
-	-	224861	-

H60 --> 2/100 x B1 // H75 --> 4/100 x B1 (204356-EZ)



JUNRE 60

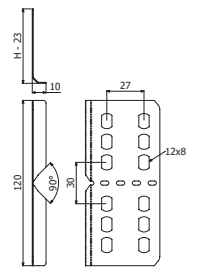
JUNRE 75



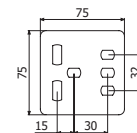
JUNRE-A 60/75



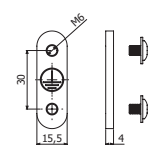
JUNRE-B 60



JUNRE-B 75




JUNRE-C



UCNRE

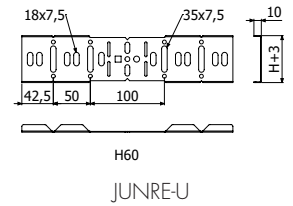


UNIVERSAL UNION JOINT





JUNRE-U 60
JUNRE-U 75
JUNRE-U 100


H		PG	ZAM3K
mm	inch	REF.	REF.
60	2 3/8"	225405	228443
75	3"	225406	-
100	4"	288878	228444



2/100 x B1 (204356 - EZ)



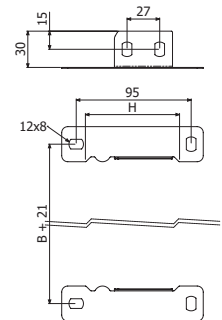

ACNRE



ACNRE H75
ACNRE H100

B		PG	ZAM3K
mm	inch	REF.	REF.
75	3"	224860	-
100	4"	288879	228442

4/100 x B1 - (204356-EZ)




SCERC

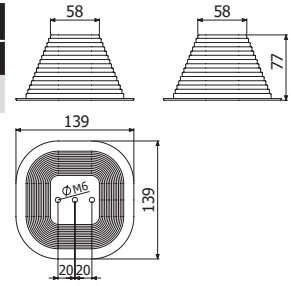


SCERC 1 KG

- 1 x ISO7380-2 M6X10 (100u-Pack: 226133-i304)
- B= 60-150 --> 1 x SCERC
- B= 200 --> 1 x SCERC Alternate position
- B= 300 - 600 --> 2 x SCERC




RLH	
REF.	
	226085




PBCH



PBCH 1MM
PBCH 1.5-4MM



e	L	PVC
mm	m	REF.
≤1	20	210086
≤4	20	225161

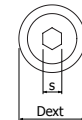
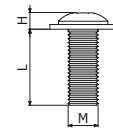


ISO7380-2



ISO7380-2-100 Pack M6X10

	P	M	L	H	Dext	s	EZ	i304	i316	
	N.m	mm	mm	mm	mm	mm	REF	REF	REF	
ISO7380-2-100 Pack M6X10	100u	8	6	10	3,3	13,6	4	-	226133	-



ISO 7380-2

B1

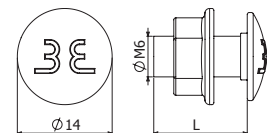


B1 Pack 100u

B1 Pack 100u

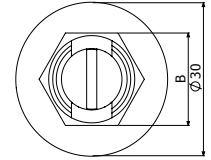
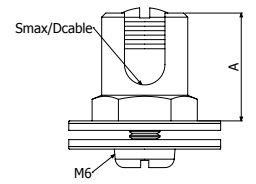


Pap	L	EZ	HDG	i304	
N.m	mm	REF	REF	REF.	
B1 Pack 100u	6	14	204356	206826	-
B1 Pack 100u	20	6	-	-	204925

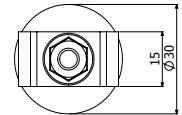
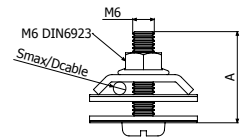


TT / TTL


	Smin	Smax	Dcable	A	B	LTN
	mm ²	mm ²	mm	mm	mm	REF
TT 4-35	4	35	2,2 α 8	22	18	206796
TT 35-95	35	95	8 α 12	30	24	206797
TTL 10-35	10	35	4 α 8	25	-	208189




TT



TTL

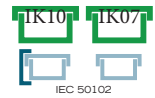





TT



TTL






H50 (2")					
B	Filling Area	Max. Filling*			
		1m	1,5m	2m	2,5m
mm	cm ²				
50	24	100%	100%	100%	100%

*Maximum filling depending on support span (m) considering a cable load of 0,23 kg/(m·cm²)

ERE 50X50

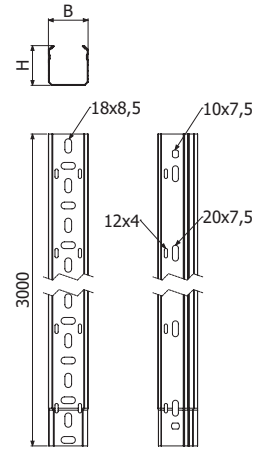


L = 3 m (10 ft)



	B		H		PG	HDG	ZAM3K	i304
	mm	inch	mm	inch	REF.	REF.	REF.	REF.
ERE 50X50	50	2"	50	2"	210181	210182	226500	205413

3/100 x B1 (204356 - EZ // 206826 - HDG // 204925-i304)



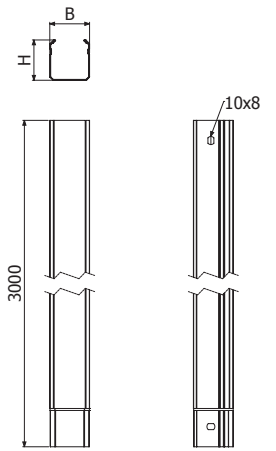
ERE-C 50X50




L = 3 m (10 ft)

	B		H		PG	HDG	ZAM3K	i304
	mm	inch	mm	inch	REF.	REF.	REF.	REF.
ERE-C 50X50	50	2"	50	2"	210183	210184	226574	204932


2/100 x B1 (204356 - EZ // 206826 - HDG // 204925-i304)



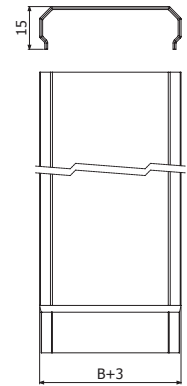
TERE 50



L = 3 m (10 ft)



	B		PG	HDG	ZAM3K	i304
	mm	inch	REF.	REF.	REF.	REF.
TERE 50	50	2"	210282	210283	226515	204934



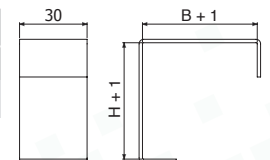
PTER 50X50




	B		H		i304
	mm	inch	mm	inch	REF.
PTER 50X50	50	2"	50	2"	208234



2 x PTER 50X50 => 1 x TERE 50

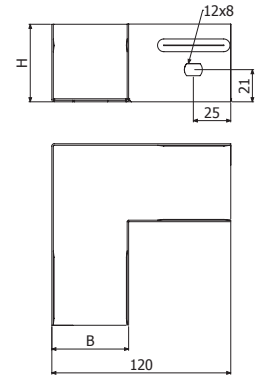


CPER 50X50



	B		H		PG	HDG	ZAM3K
	mm	inch	mm	inch	REF.	REF.	REF.
CPER 50X50	50	2"	50	2"	203235	206950	226548

1 x JUER 50X50 (202051 - PG // 202056 - HDG)

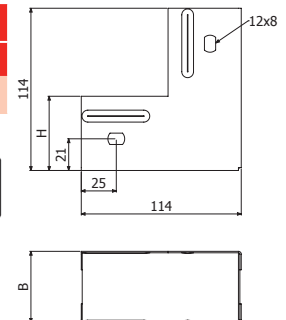


CCER 50X50




	B		H		PG	HDG
	mm	inch	mm	inch	REF.	REF.
CCER 50X50	50	2"	50	2"	203236	206952

1 x JUER 50X50 (202051 - PG // 202056 - HDG)

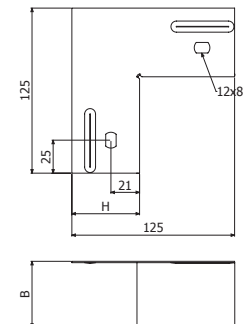


CXER 50X50




	B		H		PG	HDG
	mm	inch	mm	inch	REF.	REF.
CXER 50X50	50	2"	50	2"	203238	206951

1 x JUER 50X50 (202051 - PG // 202056 - HDG)

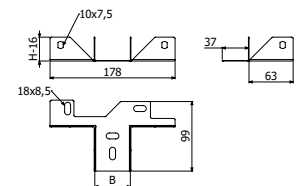


ASER 50X50





	B		H		PG	HDG	ZAM3K
	mm	inch	mm	inch	REF.	REF.	REF.
ASER 50X50	50	2"	50	2"	226716	226715	226714

7/100 x B1 (204356 - EZ // 206826 - HDG)

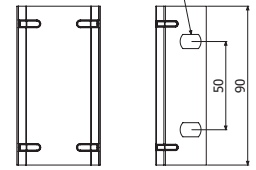
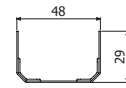


JUER 50X50




	B		PG	HDG	ZAM3K	I304
	mm	inch	REF.	REF.	REF.	REF.
JUER 50X50	50	2"	202051	202056	226589	204936

4/100 x B1 (204356 - EZ // 206826 - HDG)

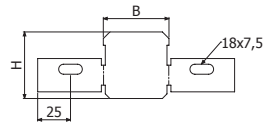


REER 50X50



	B		H		PG	HDG
	mm	inch	mm	inch	REF.	REF.
REER 50X50	50	2"	50	2"	217267	217268

2/100 x B1 (204356 - EZ // 206826 - HDG)



B1

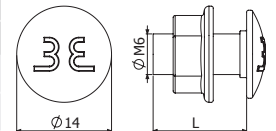






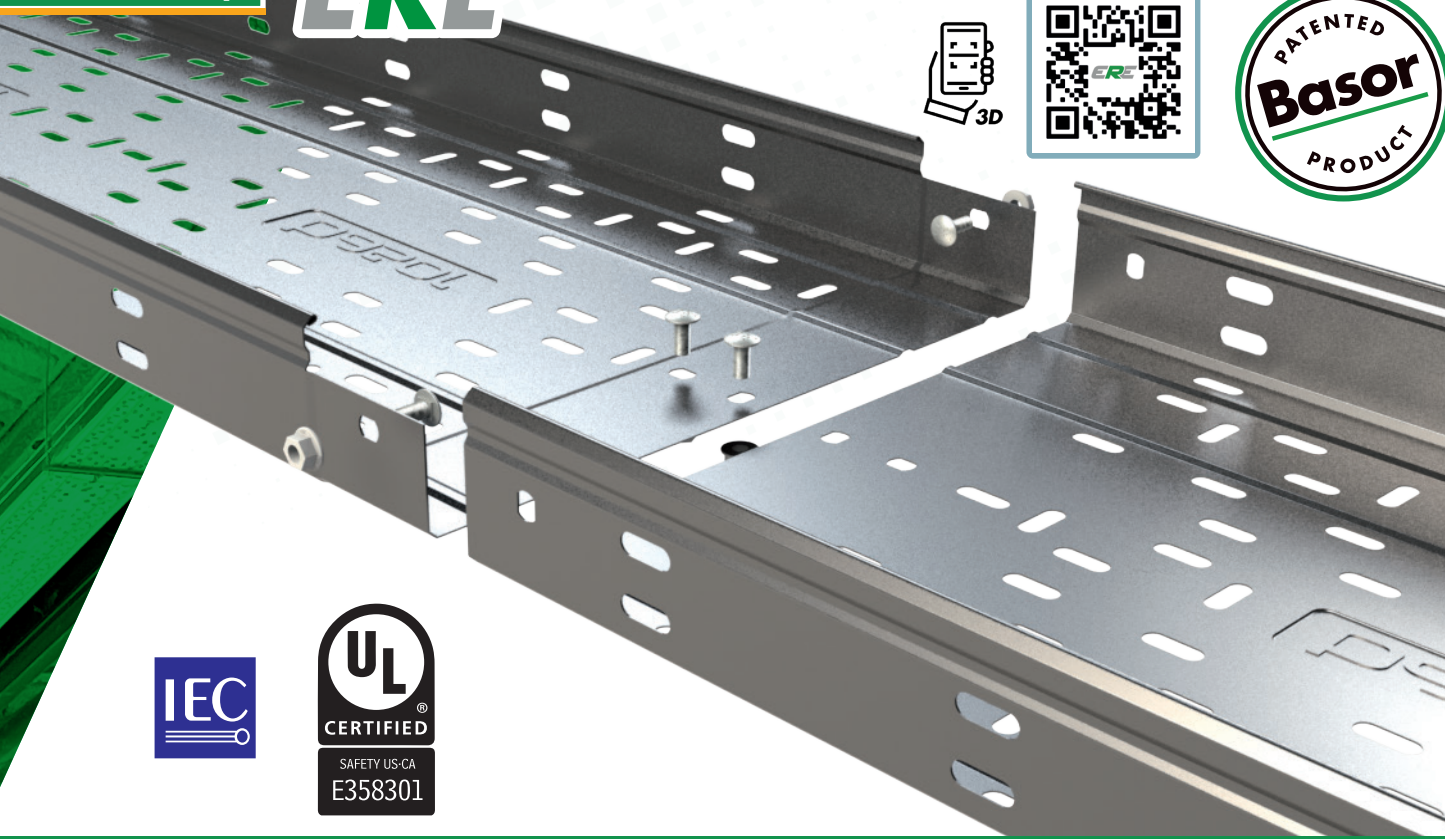
B1 Pack 100u

B1 Pack 100u



L	Pap	EZ	HDG	i304
mm	N.m	REF.	REF.	REF.
14	6	204356	206826	-
20	6	-	-	204925





H35 (1 3/8")					
B	Filling Area	Max. Filling*			
		1m	1,5m	2m	2,5m
mm	cm ²	100%	100%	100%	100%
100	33	100%	100%	100%	100%
150	51	100%	100%	100%	100%
200	68	100%	100%	100%	100%
300	103	100%	100%	100%	100%

H80 (3 1/8")					
B	Filling Area	Max. Filling*			
		1m	1,5m	2m	2,5m
mm	cm ²	100%	100%	100%	100%
100	78	100%	100%	100%	100%
150	118	100%	100%	100%	100%
200	158	100%	100%	100%	97%
300	238	100%	100%	100%	64%
400	317	100%	100%	100%	55%
500	397	100%	100%	93%	44%
600	477	100%	100%	77%	36%

H60 (2 3/8")					
B	Filling Area	Max. Filling*			
		1m	1,5m	2m	2,5m
mm	cm ²	100%	100%	100%	100%
100	58	100%	100%	100%	100%
150	88	100%	100%	100%	100%
200	118	100%	100%	100%	92%
300	178	100%	100%	100%	61%
400	238	100%	100%	100%	64%
500	298	100%	100%	100%	51%
600	358	100%	100%	85%	43%

H100 (4")						
B	Filling Area	Max. Filling*				
		1m	1,5m	2m	2,5m	3m
mm	cm ²	100%	100%	100%	100%	100%
100	98	100%	100%	100%	100%	89%
150	148	100%	100%	100%	100%	59%
200	198	100%	100%	100%	99%	44%
300	298	100%	100%	100%	66%	29%
400	397	100%	100%	100%	60%	33%
500	497	100%	100%	83%	48%	26%
600	597	100%	100%	69%	40%	22%

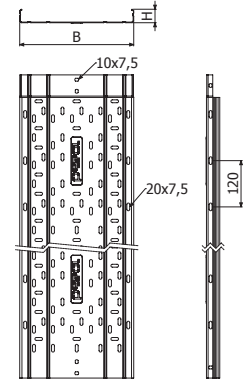
ERE H35



L = 3 m (10 ft)

	B		H		PG	HDG	i304
	mm	inch	mm	inch	REF.	REF.	
ERE 100X35	100	4"	35	1 3/8"	201192	201222	i316
ERE 150X35	150	6"	35	1 3/8"	201193	201223	
ERE 200X35	200	8"	35	1 3/8"	201194	201224	
ERE 300X35	300	12"	35	1 3/8"	201195	201225	

4/100 x B1 - (204356-EZ // 206826-HDG // 204925-i304)



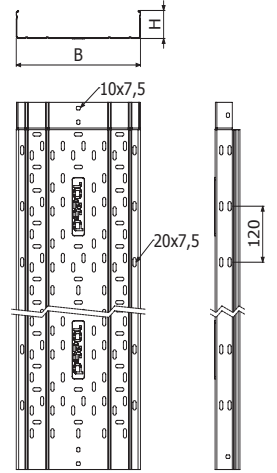
ERE H60




L = 3 m (10 ft)

	B		H		PG	HDG	ZAM3K	i304
	mm	inch	mm	inch	REF.	REF.	REF.	REF.
ERE 100X60	100	4"	60	2 3/8"	201197	201227	226501	204795
ERE 150X60	150	6"	60	2 3/8"	201198	201228	226502	204319
ERE 200X60	200	8"	60	2 3/8"	201199	201229	226503	204688
ERE 300X60	300	12"	60	2 3/8"	201201	201231	226504	204317
ERE 400X60	400	16"	60	2 3/8"	201202	201232	226505	204933
ERE 500X60	500	20"	60	2 3/8"	201203	201233	226506	205030
ERE 600X60	600	24"	60	2 3/8"	201204	201234	226507	204373

4/100 x B1 - (204356-EZ // 206826-HDG // 204925-i304)



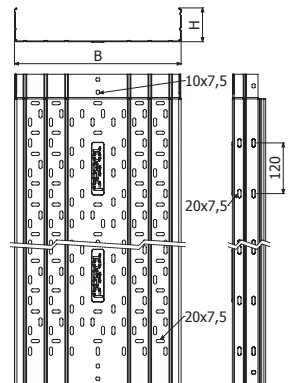
ERE H100



L = 3 m (10 ft)

	B		H		PG	HDG	ZAM3K	i304
	mm	inch	mm	inch	REF.	REF.	REF.	REF.
ERE 100X100	100	4"	100	4"	201213	201243	226508	i316
ERE 150X100	150	6"	100	4"	201214	201244	226509	
ERE 200X100	200	8"	100	4"	201215	201245	226510	i304
ERE 300X100	300	12"	100	4"	201217	201247	226511	
ERE 400X100	400	16"	100	4"	201218	201248	226512	
ERE 500X100	500	20"	100	4"	201219	201249	226513	
ERE 600X100	600	24"	100	4"	201220	201250	226514	

4/100 x B1 - (204356-EZ // 206826-HDG // 204925-i304)



ERE-C H35




L = 3 m (10 ft)

ERE-C 100X35
ERE-C 150X35
ERE-C 200X35
ERE-C 300X35

B		H		PG	REF.	i304
mm	inch	mm	inch			
100	4"	35	1 3/8"		201252	-
150	6"	35	1 3/8"		201253	i316
200	8"	35	1 3/8"		201254	☎
300	12"	35	1 3/8"		201255	

4/100 x B1 - (204356-EZ // 206826-HDG // 204925-i304)



ERE-C H60

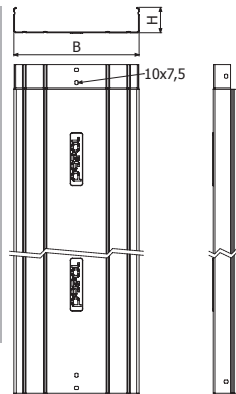


L = 3 m (10 ft)


ERE-C 100X60
ERE-C 150X60
ERE-C 200X60
ERE-C 300X60
ERE-C 400X60
ERE-C 500X60
ERE-C 600X60

	B		H		PG	HDG	ZAM3K	i304
	mm	inch	mm	inch	REF.	REF.	REF.	REF.
ERE-C 100X60	100	4"	60	2 3/8"	201257	201287	226575	204907
ERE-C 150X60	150	6"	60	2 3/8"	201258	201288	226576	205028
ERE-C 200X60	200	8"	60	2 3/8"	201259	201289	226577	205029
ERE-C 300X60	300	12"	60	2 3/8"	201261	201291	226578	204306
ERE-C 400X60	400	16"	60	2 3/8"	201262	201292	226579	205196
ERE-C 500X60	500	20"	60	2 3/8"	201263	201293	226580	218555
ERE-C 600X60	600	24"	60	2 3/8"	201264	201294	226581	205197

4/100 x B1 - (204356-EZ // 206826-HDG // 204925-i304)



ERE-C H100

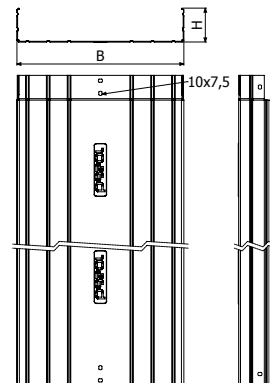


L = 3 m (10 ft)


ERE-C 100X100
ERE-C 150X100
ERE-C 200X100
ERE-C 300X100
ERE-C 400X100
ERE-C 500X100
ERE-C 600X100

	B		H		PG	HDG	ZAM3K	i304
	mm	inch	mm	inch	REF.	REF.	REF.	
ERE-C 100X100	100	4"	100	4"	201273	201303	226582	-
ERE-C 150X100	150	6"	100	4"	201274	201304	226583	i316
ERE-C 200X100	200	8"	100	4"	201275	201305	226584	☎
ERE-C 300X100	300	12"	100	4"	201277	201307	226585	
ERE-C 400X100	400	16"	100	4"	201278	201308	226586	
ERE-C 500X100	500	20"	100	4"	201279	201309	226587	
ERE-C 600X100	600	24"	100	4"	201280	201310	226588	


4/100 x B1 - (204356-EZ // 206826-HDG // 204925-i304)



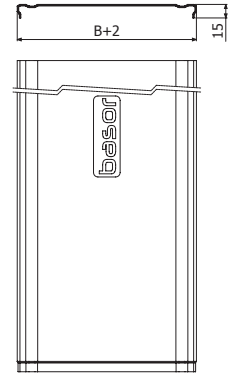
TERE





L = 3 m (10 ft)
100/150/200/300



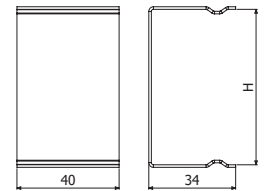
	B		PG	HDG	ZAM3K	i304
	mm	inch	REF.	REF.	REF.	REF.
TERE 100	100	4"	201312	201321	226516	204560
TERE 150	150	6"	201313	201322	226517	205123
TERE 200	200	8"	201314	201323	226518	204561
TERE 300	300	12"	201316	201325	226519	204716
TERE 400 2M	400	16"	201317	201326	226520	-
TERE 500 2M	500	20"	201318	201327	226521	-
TERE 600 2M	600	24"	201319	201328	226522	-
TERE 400 3M	400	16"	-	-	-	204931
TERE 500 3M	500	20"	-	-	-	204562
TERE 600 3M	600	24"	-	-	-	205357








PTERE



	H		i304
	mm	inch	REF.
PTERE 35	35	1 3/8"	207059
PTERE 60	60	2 3/8"	207060
PTERE 80	80	3 1/8"	207061
PTERE 100	100	4"	207062






H60 (2 3/8")						
B		Filling Area		Max. Filling*		
mm	inch	cm ²	in ²	1,5m	2m	2,5m
100	2"	58	9,1	100%	100%	100%
150	6"	88	13,7	100%	100%	100%
200	8"	118	18,4	100%	100%	100%
300	12"	178	27,5	100%	100%	100%
400	16"	238	36,8	100%	100%	92%
500	20"	298	46,1	100%	100%	73%
600	24"	358	55,4	100%	100%	61%

H100 (4")							
B		Filling Area		Max. Filling*			
mm	inch	cm ²	in ²	1,5m	2m	2,5m	3m
100	2"	98	15,1	100%	100%	100%	100%
150	6"	148	22,9	100%	100%	100%	100%
200	8"	198	30,6	100%	100%	100%	88%
300	12"	298	46,1	100%	100%	100%	58%
400	16"	397	61,5	100%	100%	77%	44%
500	20"	497	77,0	100%	100%	61%	35%
600	24"	597	92,5	100%	87%	51%	29%

*Maximum filling depending on support span (m) considering a cable load of 0,23 kg/(m·cm²)

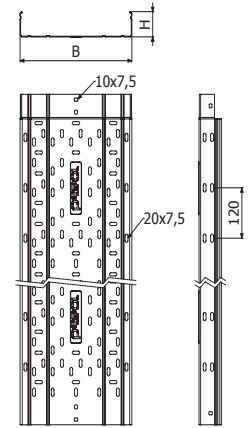
MRE H60




L = 3 m (10 ft)

	B		H		e	GS	GC	i304
	mm	inch	mm	inch		REF.	REF.	
MRE 100X60	100	4"	60	2 3/8"	1	207273	207517	-
MRE 150X60	150	6"	60	2 3/8"	1	207274	207518	-
MRE 200X60	200	8"	60	2 3/8"	1	207275	207519	i316
MRE 300X60	300	12"	60	2 3/8"	1	207276	207520	☎
MRE 400X60	400	16"	60	2 3/8"	1	207277	207521	
MRE 500X60	500	20"	60	2 3/8"	1	207278	207522	
MRE 600X60	600	24"	60	2 3/8"	1	207279	207523	

🔧 4/100 x B1 - (204356-EZ // 206826-GC // 204925-i304)



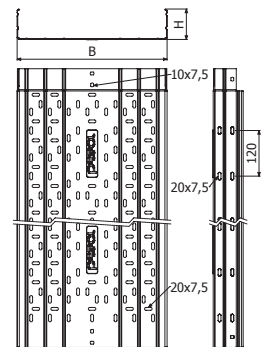
MRE H100




L = 3 m (10 ft)

	B		H		e	GS	GC	i304
	mm	inch	mm	inch		REF.	REF.	
MRE 100X100	100	4"	100	4"	1	207408	218604	-
MRE 150X100	150	6"	100	4"	1	207409	207524	-
MRE 200X100	200	8"	100	4"	1	207410	207525	i316
MRE 300X100	300	12"	100	4"	1	207411	207526	☎
MRE 400X100	400	16"	100	4"	1	207412	207527	
MRE 500X100	500	20"	100	4"	1	207413	207528	
MRE 600X100	600	24"	100	4"	1	207414	207529	


🔧 4/100 x B1 - (204356-EZ // 206826-GC // 204925-i304)



TERE

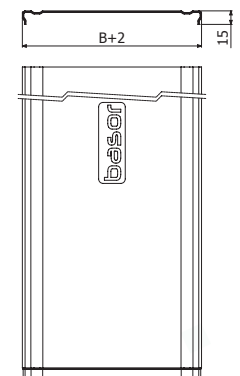


L = 3 m (10 ft)
100/150/200/300



	B		GS	GC	i304
	mm	inch	REF.	REF.	REF.
TERE 100	100	4"	201312	201321	204560
TERE 150	150	6"	201313	201322	205123
TERE 200	200	8"	201314	201323	204561
TERE 300	300	12"	201316	201325	204716
TERE 400 2M	400	16"	201317	201326	-
TERE 500 2M	500	20"	201318	201327	-
TERE 600 2M	600	24"	201319	201328	-
TERE 400 3M	400	16"	-	-	204931
TERE 500 3M	500	20"	-	-	204562
TERE 600 3M	600	24"	-	-	205357

🔧 📦 🏢





BasorTray

FRE



1,5mm
→ ←



H35 (1 3/8")							
B		Filling Area		Max. Filling*			
mm	inch	cm ²	in ²	1m	1,5m	2m	2,5m
100	2"	33	5,2	100%	100%	100%	100%
150	6"	51	7,9	100%	100%	100%	100%
200	8"	68	10,6	100%	100%	100%	96%
300	12"	103	15,9	100%	100%	100%	63%


H80 (3 1/8")							
B		Filling Area		Max. Filling			
mm	inch	cm ²	in ²	1m	1,5m	2m	2,5m
100	2"	78	12,0	100%	100%	100%	100%
150	6"	118	18,2	100%	100%	100%	100%
200	8"	158	24,4	100%	100%	100%	97%
300	12"	238	36,8	100%	100%	100%	64%
400	16"	317	49,1	100%	100%	100%	55%
500	20"	397	61,5	100%	100%	93%	44%
600	24"	477	73,9	100%	100%	77%	36%

H60 (2 3/8")							
B		Filling Area		Max. Filling			
mm	inch	cm ²	in ²	1m	1,5m	2m	2,5m
100	2"	58	9,1	100%	100%	100%	100%
150	6"	88	13,7	100%	100%	100%	100%
200	8"	118	18,4	100%	100%	100%	92%
300	12"	178	27,5	100%	100%	100%	61%
400	16"	238	36,8	100%	100%	100%	64%
500	20"	298	46,1	100%	100%	100%	51%
600	24"	358	55,4	100%	100%	85%	43%

H100 (4")								
B		Filling Area		Max. Filling				
mm	inch	cm ²	in ²	1m	1,5m	2m	2,5m	3m
100	2"	148	22,9	100%	100%	100%	100%	59%
150	6"	198	30,6	100%	100%	100%	99%	44%
200	8"	298	46,1	100%	100%	100%	66%	29%
300	12"	397	61,5	100%	100%	100%	60%	33%
400	16"	497	77,0	100%	100%	83%	48%	26%
500	20"	597	92,5	100%	100%	69%	40%	22%
600	24"	597	92,5	100%	100%	69%	40%	22%

*Maximum filling depending on support span (m) considering a cable load of 0,23 kg/(m·cm²)

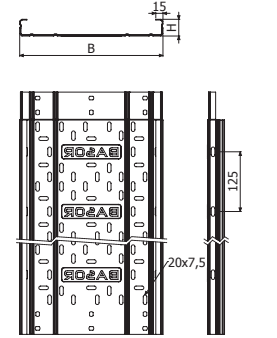
FRE H35




L = 3 m (10 ft)

B		H		e	GS	GC
mm	inch	mm	inch	mm	REF.	REF.
100	4"	35	1 3/8"	1,5	200001	200051
150	6"	35	1 3/8"	1,5	200002	200052
200	8"	35	1 3/8"	1,5	200003	200053
300	12"	35	1 3/8"	1,5	200004	200054

4/100 x B1 - (204356-EZ // 206826-GC)



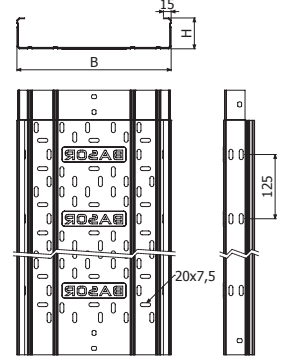
FRE H60




L = 3 m (10 ft)

B		H		e	GS	GC
mm	inch	mm	inch	mm	REF.	REF.
100	4"	60	2 3/8"	1,5	200006	200056
150	6"	60	2 3/8"	1,5	200007	200057
200	8"	60	2 3/8"	1,5	200008	200058
300	12"	60	2 3/8"	1,5	200009	200059
400	16"	60	2 3/8"	1,5	200010	200060
500	20"	60	2 3/8"	1,5	200011	200061
600	24"	60	2 3/8"	1,5	200012	200062

4/100 x B1 - (204356-EZ // 206826-GC)



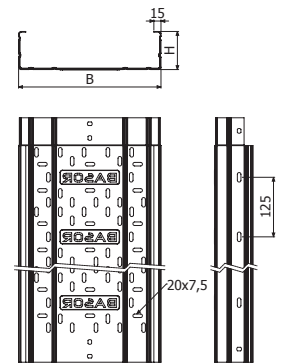
FRE H80



L = 3 m (10 ft)

B		H		e	GS	GC
mm	inch	mm	inch	mm	REF.	REF.
100	4"	80	3 1/8"	1,5	200013	200063
150	6"	80	3 1/8"	1,5	200014	200064
200	8"	80	3 1/8"	1,5	200015	200065
300	12"	80	3 1/8"	1,5	200016	200066
400	16"	80	3 1/8"	1,5	200017	200067
500	20"	80	3 1/8"	1,5	200018	200068
600	24"	80	3 1/8"	1,5	200019	200069

4/100 x B1 - (204356-EZ // 206826-GC)



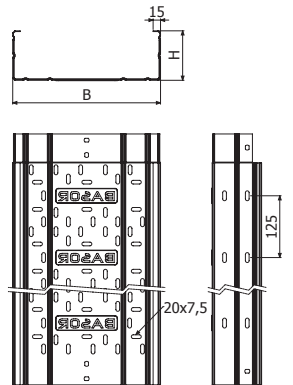
FRE H100




L = 3 m (10 ft)

B		H		e	GS	GC
mm	inch	mm	inch	mm	REF.	REF.
100	4"	100	4"	1,5	219132	204556
150	6"	100	4"	1,5	200020	200070
200	8"	100	4"	1,5	200021	200071
300	12"	100	4"	1,5	200022	200072
400	16"	100	4"	1,5	200023	200073
500	20"	100	4"	1,5	200024	200074
600	24"	100	4"	1,5	200025	200075

4/100 x B1 - (204356-EZ // 206826-GC)



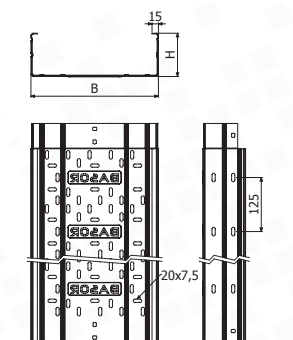
FREK



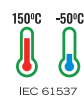


L = 6 m (20 ft)

B		H		GS
mm	inch	mm	inch	REF.
150	6"	100	4"	225454
200	8"	100	4"	225455
300	12"	100	4"	225456
400	16"	100	4"	225457

4/100 x B1 - (204356-EZ // 206826-GC)







CPERC




TCPERC




CCERC




CXERC




CXER




TXERC




TERC




TTERC



CRERC




TCRERC



AS




TAS



PS



ACIT



SUCP



SEER



SIER




JUER-A



JUER-B



JUER-U




PTERE




REER

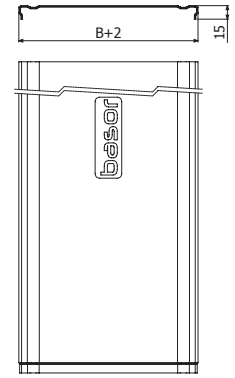
TERE




L = 3 m (10 ft)
400/500/600 - L = 2 m (6,56 ft)



	B		PG	HDG	ZAM3K	i304
	mm	inch	REF.	REF.	REF.	REF.
TERE 100	100	4"	201312	201321	226516	204560
TERE 150	150	6"	201313	201322	226517	205123
TERE 200	200	8"	201314	201323	226518	204561
TERE 300	300	12"	201316	201325	226519	204716
TERE 400 2M	400	16"	201317	201326	226520	-
TERE 500 2M	500	20"	201318	201327	226521	-
TERE 600 2M	600	24"	201319	201328	226522	-
TERE 400 3M	400	16"	-	-	-	204931
TERE 500 3M	500	20"	-	-	-	204562
TERE 600 3M	600	24"	-	-	-	205357

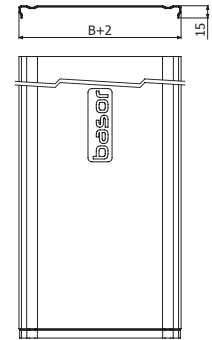


TFRE




L = 3 m (10 ft)
400/500/600 - L = 2 m (6,56 ft)

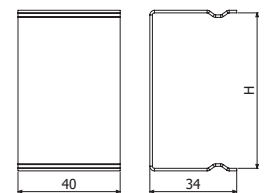
	B		e	PG	HDG
	mm	inch	mm	REF.	REF.
TFRE 100	100	4"	1,5	206008	206421
TFRE 150	150	6"	1,5	210031	206422
TFRE 200	200	8"	1,5	206009	206423
TFRE 300	300	12"	1,5	206010	206424
TFRE 400 2M	400	16"	1,5	206199	217849
TFRE 500 2M	500	20"	1,5	210032	217850
TFRE 600 2M	600	24"	1,5	206012	211232




PTERE



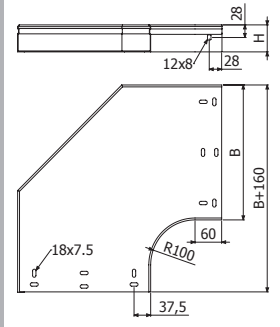
	H		i304
	mm	inch	REF.
PTERE 35	35	1 3/8"	207059
PTERE 60	60	2 3/8"	207060
PTERE 80	80	3 1/8"	207061
PTERE 100	100	4"	207062




CPERC



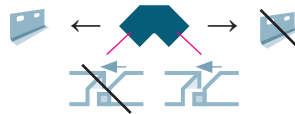
	B		H		PG	HDG	ZAM3K	i304
	mm	inch	mm	inch	REF.	REF.	REF.	REF.
CPERC 100x35	100	4"	35	1 3/8"	201337	201368	-	☎
CPERC 150x35	150	6"	35	1 3/8"	201338	201369	-	
CPERC 200x35	200	8"	35	1 3/8"	201339	201370	-	
CPERC 300x35	300	12"	35	1 3/8"	201340	201371	-	
CPERC 100x60	100	4"	60	2 3/8"	201344	201375	226550	204777
CPERC 150x60	150	6"	60	2 3/8"	201345	201376	226551	205317
CPERC 200x60	200	8"	60	2 3/8"	201346	201377	226552	204778
CPERC 300x60	300	12"	60	2 3/8"	201348	201379	226553	206180
CPERC 400x60	400	16"	60	2 3/8"	201349	201380	226554	207390
CPERC 500x60	500	20"	60	2 3/8"	201350	201381	226555	220061
CPERC 600x60	600	24"	60	2 3/8"	201351	201382	226556	207391
CPERC 100x100	100	4"	100	4"	201360	201391	226557	☎
CPERC 150x100	150	6"	100	4"	201361	201392	226558	
CPERC 200x100	200	8"	100	4"	201362	201393	226559	
CPERC 300x100	300	12"	100	4"	201364	201395	226560	
CPERC 400x100	400	16"	100	4"	201365	201396	226561	
CPERC 500x100	500	20"	100	4"	201366	201397	226562	
CPERC 600x100	600	24"	100	4"	201367	201398	226563	




i316



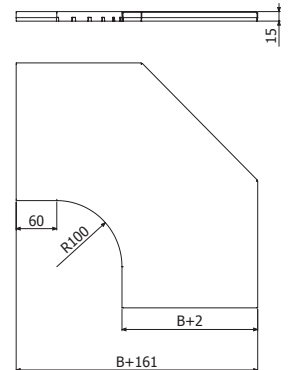
2 x JUER



TCPERC




	B		PG	HDG	ZAM3K	i304
	mm	inch	REF.	REF.	REF.	REF.
TCPERC 100	100	4"	201430	201437	226564	203560
TCPERC 150	150	6"	201431	201438	226565	203561
TCPERC 200	200	8"	201432	201439	226566	203562
TCPERC 300	300	12"	201433	201440	226567	203563
TCPERC 400	400	16"	201434	201441	226568	204752
TCPERC 500	500	20"	201435	201442	226569	203564
TCPERC 600	600	24"	201436	201443	226570	204753



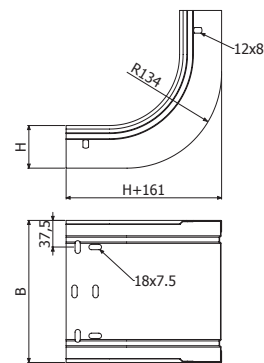
i316



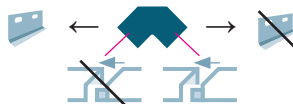
CCERC




	B		H		PG	HDG	i304		
	mm	inch	mm	inch	REF.	REF.	REF.		
CCERC 100x35	100	4"	35	1 3/8"	201451	201482		i316	
CCERC 150x35	150	6"	35	1 3/8"	201452	201483			
CCERC 200x35	200	8"	35	1 3/8"	201453	201484			
CCERC 300x35	300	12"	35	1 3/8"	201454	201485			
CCERC 100x60	100	4"	60	2 3/8"	201458	201489	204908	i316	
CCERC 150x60	150	6"	60	2 3/8"	201459	201490	205157		
CCERC 200x60	200	8"	60	2 3/8"	201460	201491	205024		
CCERC 300x60	300	12"	60	2 3/8"	201462	201493	206503		
CCERC 400x60	400	16"	60	2 3/8"	201463	201494	207392		
CCERC 500x60	500	20"	60	2 3/8"	201464	201495	218556		
CCERC 600x60	600	24"	60	2 3/8"	201465	201496	207393		
CCERC 100x100	100	4"	100	4"	201474	201505			i316
CCERC 150x100	150	6"	100	4"	201475	201506			
CCERC 200x100	200	8"	100	4"	201476	201507			
CCERC 300x100	300	12"	100	4"	201478	201509			
CCERC 400x100	400	16"	100	4"	201479	201510			
CCERC 500x100	500	20"	100	4"	201480	201511			
CCERC 600x100	600	24"	100	4"	201481	201512			



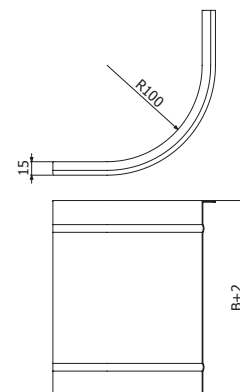
2 x JUER



TCCERC





	B		PG	HDG	i304	
	mm	inch	REF.	REF.	REF.	
TCCERC 100	100	4"	201544	201551	203263	i316
TCCERC 150	150	6"	201545	201552	203264	
TCCERC 200	200	8"	201546	201553	203265	
TCCERC 300	300	12"	201547	201554	203266	
TCCERC 400	400	16"	201548	201555	203271	
TCCERC 500	500	20"	201549	201556	217866	
TCCERC 600	600	24"	201550	201557	204724	

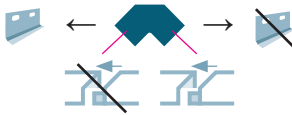


BasorTRAY

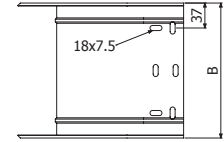
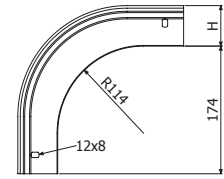
CXERC



2 x JUER




	B		H		PG	HDG	i304
	mm	inch	mm	inch	REF.	REF.	REF.
CXERC 100x35	100	4"	35	1 3/8"	201565	201596	☎
CXERC 150x35	150	6"	35	1 3/8"	201566	201597	
CXERC 200x35	200	8"	35	1 3/8"	201567	201598	
CXERC 300x35	300	12"	35	1 3/8"	201568	201599	
CXERC 100x60	100	4"	60	2 3/8"	201572	201603	204909
CXERC 150x60	150	6"	60	2 3/8"	201573	201604	205158
CXERC 200x60	200	8"	60	2 3/8"	201574	201605	205025
CXERC 300x60	300	12"	60	2 3/8"	201576	201607	206817
CXERC 400x60	400	16"	60	2 3/8"	201577	201608	207514
CXERC 500x60	500	20"	60	2 3/8"	201578	201609	218557
CXERC 600x60	600	24"	60	2 3/8"	201579	201610	207515
CXERC 100x100	100	4"	100	4"	201588	201619	☎
CXERC 150x100	150	6"	100	4"	201589	201620	
CXERC 200x100	200	8"	100	4"	201590	201621	
CXERC 300x100	300	12"	100	4"	201592	201623	
CXERC 400x100	400	16"	100	4"	201593	201624	
CXERC 500x100	500	20"	100	4"	201594	201625	
CXERC 600x100	600	24"	100	4"	201595	201626	




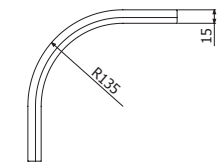
i316



TCXERC





	B		PG	HDG	i304
	mm	inch	REF.	REF.	REF.
TCXERC 100x35	100	4"	201658	201689	☎
TCXERC 150x35	150	6"	201659	201690	
TCXERC 200x35	200	8"	201660	201691	
TCXERC 300x35	300	12"	201661	201692	
TCXERC 100x60	100	4"	201665	201696	203565
TCXERC 150x60	150	6"	201666	201697	203249
TCXERC 200x60	200	8"	201667	201698	203253
TCXERC 300x60	300	12"	201669	201700	203250
TCXERC 400x60	400	16"	201670	201701	203251
TCXERC 500x60	500	20"	201671	201702	218558
TCXERC 600x60	600	24"	201672	201703	203252
TCXERC 100x100	100	4"	201681	201712	☎
TCXERC 150x100	150	6"	201682	201713	
TCXERC 200x100	200	8"	201683	201714	
TCXERC 300x100	300	12"	201685	201716	
TCXERC 400x100	400	16"	201686	201717	
TCXERC 500x100	500	20"	201687	201718	
TCXERC 600x100	600	24"	201688	201719	



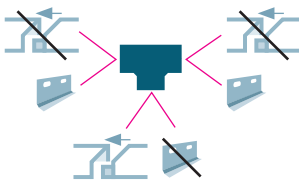
i316



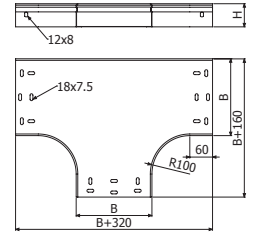
TERC




2 x JUER



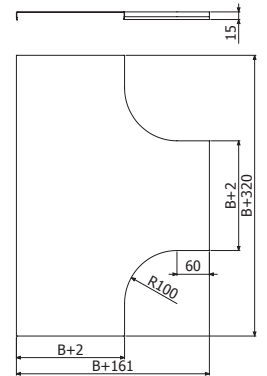
	B		H		PG	HDG	ZAM3K	i304
	mm	inch	mm	inch	REF.	REF.	REF.	REF.
TERC 100x35	100	4"	35	1 3/8"	201751	201782	-	i304
TERC 150x35	150	6"	35	1 3/8"	201752	201783	-	
TERC 200x35	200	8"	35	1 3/8"	201753	201784	-	
TERC 300x35	300	12"	35	1 3/8"	201754	201785	-	
TERC 100x60	100	4"	60	2 3/8"	201758	201789	226594	i316
TERC 150x60	150	6"	60	2 3/8"	201759	201790	226595	
TERC 200x60	200	8"	60	2 3/8"	201760	201791	226596	
TERC 300x60	300	12"	60	2 3/8"	201762	201793	226597	
TERC 400x60	400	16"	60	2 3/8"	201763	201794	226598	
TERC 500x60	500	20"	60	2 3/8"	201764	201795	226599	
TERC 600x60	600	24"	60	2 3/8"	201765	201796	226600	i316
TERC 100x100	100	4"	100	4"	201774	201805	226601	
TERC 150x100	150	6"	100	4"	201775	201806	226602	
TERC 200x100	200	8"	100	4"	201776	201807	226603	
TERC 300x100	300	12"	100	4"	201778	201809	226604	
TERC 400x100	400	16"	100	4"	201779	201810	226605	
TERC 500x100	500	20"	100	4"	201780	201811	226606	i316
TERC 600x100	600	24"	100	4"	201781	201812	226607	



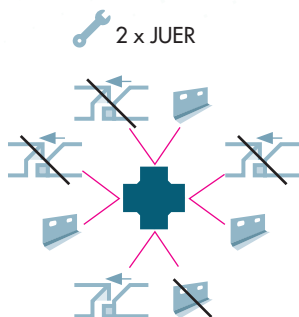

TTERC



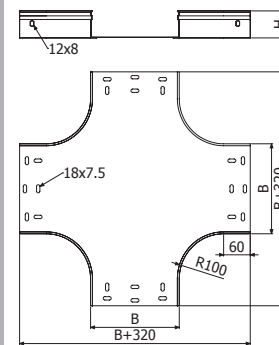
	B		PG	HDG	ZAM3K	i304
	mm	inch	REF.	REF.	REF.	REF.
TTERC 100	100	4"	201844	201852	226608	217888
TTERC 150	150	6"	201845	201853	226609	217889
TTERC 200	200	8"	201846	201854	226610	217890
TTERC 300	300	12"	201848	201855	226611	217891
TTERC 400	400	16"	201849	201856	226612	217892
TTERC 500	500	20"	201850	201857	226613	217893
TTERC 600	600	24"	201851	201858	226614	217894




CRERC



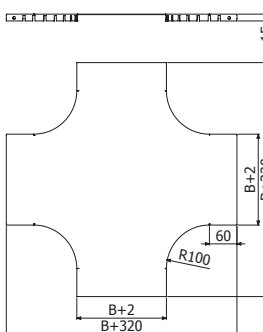
	B		H		PG	HDG	i304
	mm	inch	mm	inch	REF.	REF.	REF.
CRERC 100x35	100	4"	35	1 3/8"	201866	201897	☎
CRERC 150x35	150	6"	35	1 3/8"	201867	201898	
CRERC 200x35	200	8"	35	1 3/8"	201868	201899	
CRERC 300x35	300	12"	35	1 3/8"	201869	201900	
CRERC 100x60	100	4"	60	2 3/8"	201873	201904	☎
CRERC 150x60	150	6"	60	2 3/8"	201874	201905	
CRERC 200x60	200	8"	60	2 3/8"	201875	201906	
CRERC 300x60	300	12"	60	2 3/8"	201877	201908	
CRERC 400x60	400	16"	60	2 3/8"	201878	201909	
CRERC 500x60	500	20"	60	2 3/8"	201879	201910	
CRERC 600x60	600	24"	60	2 3/8"	201872	201911	☎
CRERC 100x100	100	4"	100	4"	201889	201920	
CRERC 150x100	150	6"	100	4"	201890	201921	
CRERC 200x100	200	8"	100	4"	201891	201922	
CRERC 300x100	300	12"	100	4"	201893	201924	
CRERC 400x100	400	16"	100	4"	201894	201925	
CRERC 500x100	500	20"	100	4"	201895	201926	
CRERC 600x100	600	24"	100	4"	201896	201927	





TCRERC



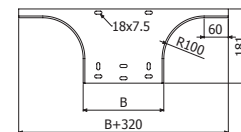
	B		PG	HDG	i304
	mm	inch	REF.	REF.	REF.
TCRERC 100	100	4"	201959	201967	217902
TCRERC 150	150	6"	201960	201968	217903
TCRERC 200	200	8"	201961	201969	217904
TCRERC 300	300	12"	201963	201971	217905
TCRERC 400	400	16"	201964	201972	217906
TCRERC 500	500	20"	201965	201973	217907
TCRERC 600	600	24"	201966	201974	217908



AS




	B		H		PG	HDG	ZAM3K	i304	
	mm	inch	mm	inch	REF.	REF.	REF.	REF.	
AS 100x35	100	4"	35	1 3/8"	201983	202015	-		
AS 150x35	150	6"	35	1 3/8"	201984	202016	-		☎
AS 200x35	200	8"	35	1 3/8"	201985	202017	-		☎
AS 300x35	300	12"	35	1 3/8"	201987	202019	-		☎
AS 100x60	100	4"	60	2 3/8"	201991	202023	226616		
AS 150x60	150	6"	60	2 3/8"	201992	202024	226617		
AS 200x60	200	8"	60	2 3/8"	201993	202025	226618		
AS 300x60	300	12"	60	2 3/8"	201995	202027	226619		☎
AS 400x60	400	16"	60	2 3/8"	201996	202028	226620		☎
AS 500x60	500	20"	60	2 3/8"	201997	202029	226621		☎
AS 600x60	600	24"	60	2 3/8"	201998	202030	226622		☎
AS 100x100	100	4"	100	4"	202007	202039	226623		
AS 150x100	150	6"	100	4"	202008	202040	226624		
AS 200x100	200	8"	100	4"	202009	202041	226625		
AS 300x100	300	12"	100	4"	202011	202043	226626		☎
AS 400x100	400	16"	100	4"	202012	202044	226627		☎
AS 500x100	500	20"	100	4"	202013	202045	226628		☎
AS 600x100	600	24"	100	4"	202014	202046	226629		☎

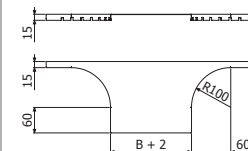


🔧 2 x JUER + 4/100 x B1 (204356 - EZ // 206826 - HDG // 204925 - i304)


TAS



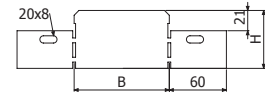
	B		PG	HDG	ZAM3K	i304	
	mm	inch	REF.	REF.	REF.	REF.	
TAS 100	100	4"	208325	208332	226630	217916	
TAS 150	150	6"	208326	208333	226631	217917	
TAS 200	200	8"	208327	208334	226632	217918	
TAS 300	300	12"	208328	208335	226633	217919	☎
TAS 400	400	16"	208329	208336	226634	217920	☎
TAS 500	500	20"	208330	208337	226635	217921	☎
TAS 600	600	24"	208331	208338	226636	217922	☎





REER



	B		H		PG	HDG	i304	i316
	mm	inch	mm	inch	REF.	REF.	REF.	
REER 50x35	50	2"	35	1 3/8"	206290	206298	☎	☎
REER 50x60	50	2"	60	2 3/8"	206291	206299	208767	
REER 50x100	50	2"	100	4"	206293	206301	☎	
REER 100x35	100	4"	35	1 3/8"	206294	206302	☎	
REER 100x60	100	4"	60	2 3/8"	206295	206303	208768	
REER 100x100	100	4"	100	4"	206297	206305	☎	



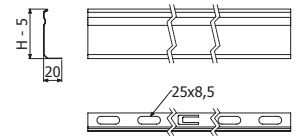
PS





L = 3 m (10 ft)

	H		PG	HDG	ZAM3K	i304	i316
	mm	inch	REF.	REF.	REF.	REF.	
PS 35	35	1 3/8"	203476	203479	-	211227	☎
PS 60	60	2 3/8"	202066	203480	226523	203645	
PS 80	80	3 1/8"	203477	203481	-	211228	
PS 100	100	4"	203478	203482	226524	205138	

1/100 x B1 (500 500 mm) (204356 - EZ // 206826 - HDG // 204925 - i304 // 218388-i316)



SUCP

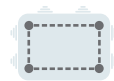


	B		H		PG	i304	i316
	mm	inch	mm	inch	REF.	REF.	☎
SUCP	160	6 2/7"	130	5 1/8"	214255	214256	☎

2/100 x B1 (204356 - EZ // 206826 - HDG // 204925 - i304 // 218388-i316)



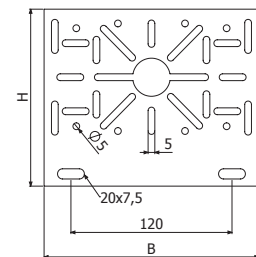
29-70 mm



79x50, 98-128x50, 15-55x82



L: 30-147



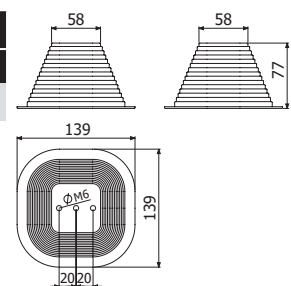
SCERC




SCERC 1 KG

RLH	226085
REF.	

1 x ISO7380-2 M6X10 (100u-Pack: 226133 - i304)
 B= 60-150 --> 1 x SCERC
 B= 200 --> 1 x SCERC Alternate position
 B= 300 - 600 --> 2 x SCERC

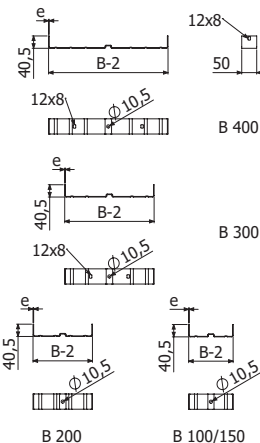


SIER




	B		H		PG	HDG
	mm	inch	mm	inch	REF.	REF.
SIER 100X60	100	4"	60	2 3/8"	208168	209897
SIER 150x60	150	6"	60	2 3/8"	209893	209898
SIER 200X60	200	8"	60	2 3/8"	209894	209899
SIER 300X60	300	12"	60	2 3/8"	209895	209900
SIER 400X60	400	16"	60	2 3/8"	209896	209901

VR M10 (205535-EZ // 210018-I304) + 2 x DIN934 M10 (217607-EZ // 217602-I304) + (2/100 (B100-200) // 4/100 (B300-400) x B1 (204356-EZ // 206826-HDG // 204925-I304))

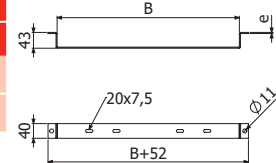


SEER




	B		H		PG	HDG
	mm	inch	mm	inch	REF.	REF.
SEER 500X60	500	20"	60	2 3/8"	217587	217589
SEER 600X60	600	24"	60	2 3/8"	217588	217590


2 x VR M10 (205535-EZ // 210018-I304) + 4 x DIN934 M10 (217607-EZ // 217602-I304) + (2/100 x B1 (204356-EZ // 206826-HDG // 204925-I304))



JUER



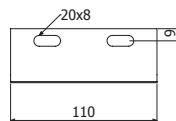
JUER 35



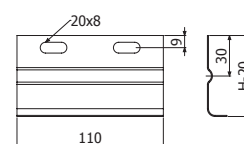
JUER 60



JUER 80/100



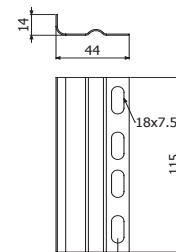
JUER 60



JUER 80/100

	H		PG	HDG	ZAM3K	i304	i316
	mm	inch	REF.	REF.	REF.	REF.	
JUER 35	35	1 3/8"	202047	202052	-	203232	
JUER 60	60	2 3/8"	202048	202053	226590	203233	
JUER 100	100	4"	202050	202055	226591	203559	

2/100 x B1 (204356 - EZ // 206826 - HDG // 204925 - i304 // 218388-i316)



JUER 35

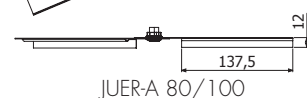
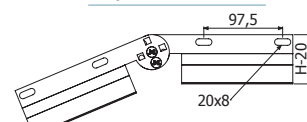
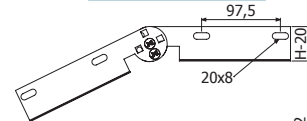
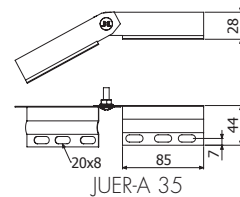
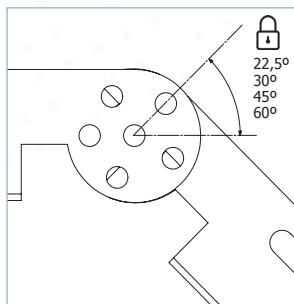



JUER-A




	H		PG	HDG	i304	i316
	mm	inch	REF.	REF.	REF.	
JUER-A 35	35	1 3/8"	203226	205298	214245	☎
JUER-A 60	60	2 3/8"	203229	204439	214246	
JUER-A 100	100	4"	206209	206416	214248	

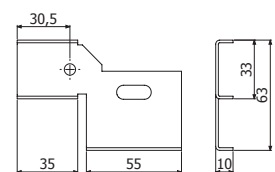
🔧 4/100 x B1 (204356 - EZ // 206826 - HDG // 204925 - i304 // 218388-i316)



JUER-BFR



	i304	i316
JUER-BFR 60/65	REF.	REF.
	207018	218387

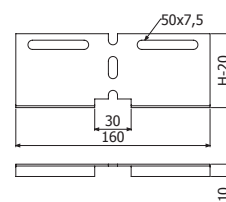


JUER-B



	H		PG	HDG	i304	i316
	mm	inch	REF.	REF.	REF.	
JUER-B 35	35	1 3/8"	207204	207208	214249	☎
JUER-B 60	60	2 3/8"	207205	204440	214250	
JUER-B 100	100	4"	207207	207210	214252	


🔧 2/100 x B1 (204356 - EZ / 206826 - HDG / 204925 - i304 / 218388-i316)



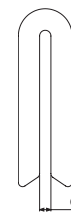
PBCH



PBCH-20 1mm
PBCH-20 1,5-4mm



e	L	PVC
mm	m	REF.
≤1	20	210086
≤4	20	225161



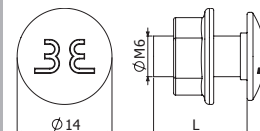
B1



B1 Pack 100u
B1 Pack 100u



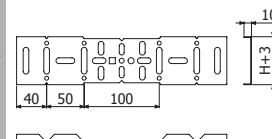
L		EZ	HDG	i304	i316
mm	N°m	REF.	REF.	REF.	
14	6	204356	206826	-	
20	6	-	-	204925	



JUER-U




	H		PG	HDG	ZAM3K	i304	i316
	mm	inch	REF.	REF.	REF.	REF.	
JUER-U 60	60	2 3/8"	205740	219521	226593	214241	
JUER-U 100	100	4"	214243	224992	226592	214242	





2/100 x B1 (204356 - EZ / 206826 - HDG / 204925 - i304)




JUER-U





BSV H50							
B		Filling Area		Filling Load	Maximum filling		
mm	inch	cm ²	in ²	kg/m	1,5m	2m	2,5m
75	3"	33	5.1	7.59	100%	100%	100%
100	4"	45	7	10.35	100%	100%	100%
150	6"	69	10.7	15.87	100%	100%	100%
225	9"	105	16.3	24.15	100%	100%	100%
300	12"	141	21.9	32.43	100%	100%	100%

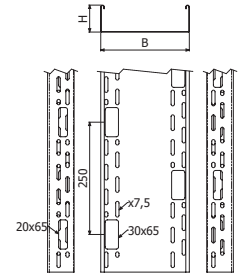
BSV



L = 3 m (10 ft)

B		H		e	PG
mm	inch	mm	inch	mm	REF.
50	2"	50	2"	0,8	218534
100	4"	50	2"	0,8	218535
150	6"	50	2"	0,8	218536
200	8"	50	2"	0,8	218537
300	12"	50	2"	0,8	218538

2 x JUBS 50



BSV H50

JUBS

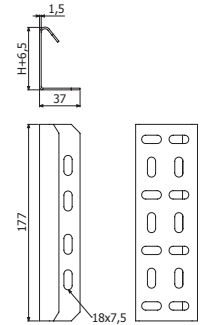


JUBS 50

JUBS 50
 4/100 x B1 (204356 EZ)



H		GS
mm	inch	REF.
50	2"	203801



JUBS 50

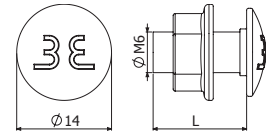
B1






B1 Pack 100u

10

L	Pap	EZ
mm	N-m	REF.
14	6	204356





H12						
B		Filling Area		Max. Filling*		
mm	inch	cm ²	in ²	1m	1,5m	
50	2"	4	0,6	100%	100%	
75	3"	7	1,1	100%	100%	
100	4"	9	1,4	100%	100%	
150	6"	14	2,2	100%	100%	
225	9"	22	3,4	100%	100%	
B		H18				
mm	inch	cm ²	in ²	1m	1,5m	
300	12"	47	7,3	100%	100%	

H25						
B		Filling Area		Max. Filling*		
mm	inch	cm ²	in ²	1m	1,5m	2m
50	2	10	1,6	100%	100%	100%
75	3	16	2,5	100%	100%	100%
100	4	21	3,3	100%	100%	100%
150	6	33	5,1	100%	100%	100%
225	9	50	7,8	100%	100%	100%
300	12	67	10,4	100%	100%	100%
450	18	102	15,8	100%	100%	100%
600	24	136	21,1	100%	100%	96%
750	30	171	26,5	0%	0%	0%
900	36	205	31,8	0%	0%	0%

H50							
B		Filling Area		Max. Filling*			
mm	inch	cm ²	in ²	1,5m	2m	2,5m	
75	3	33	5,1	100%	100%	100%	
100	4	45	7	100%	100%	100%	
150	6	69	10,7	100%	100%	100%	
225	9	105	16,3	100%	100%	100%	
300	12	141	21,9	100%	100%	100%	
450	18	213	33	100%	100%	100%	
600	24	285	44,2	100%	100%	100%	
750	30	357	55,3	100%	100%	100%	
900	36	429	66,5	100%	100%	100%	
900	36	205	31,8	0%	0%	0%	

*Maximum filling depending on support span (m) considering a cable load of 0,23 kg/(m·cm²)

H75						
B		Filling Area		Max. Filling*		
mm	inch	cm ²	in ²	1,5m	2m	2,5m
100	4	69	10,7	100%	100%	100%
150	6	106	16,4	100%	100%	100%
225	9	161	25	100%	100%	100%
300	12	215	33,3	100%	100%	100%
450	18	325	50,4	100%	100%	100%
600	24	434	67,3	100%	100%	100%
750	30	544	84,3	100%	100%	84%
900	36	653	101,2	100%	100%	70%

H100						
B		Filling Area		Max. Filling*		
mm	inch	cm ²	in ²	1,5m	2m	2,5m
100	4	94	14,6	100%	100%	100%
150	6	143	22,2	100%	100%	100%
225	9	216	33,5	100%	100%	100%
300	12	290	45,0	100%	100%	100%
450	18	437	67,7	100%	100%	100%
600	24	584	90,5	100%	100%	83%
750	30	731	113,3	100%	100%	67%
900	36	878	136,1	100%	87%	55%

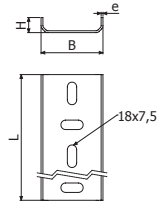
BS H12



BS 50X12
L = 3 m (10 ft)

	B		H		e	PG	HDG	i316
	mm	inch	mm	inch	mm	REF.	REF.	REF.
BS 50x12	50	2"	12	1/2"	0,8	203658	203847	214993

1 x JUBS-I



BS 50x12

LD-BS H12 / H18

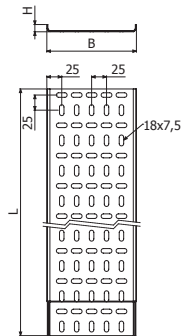
Self Splicing



BS 75-225X12 / 300X18
L = 3 m (10 ft)

	B		H		e	PG	HDG	e	i316
	mm	inch	mm	inch	mm	REF.	REF.	mm	REF.
LD-BS 75x12	75	3"	12	1/2"	0,8	203659	203848	0,8	214994
LD-BS 100x12	100	4"	12	1/2"	0,8	203660	203849	0,8	214995
LD-BS 150x12	150	6"	12	1/2"	0,8	203661	203850	0,8	214996
LD-BS 225x12	225	9"	12	1/2"	0,8	203662	203851	0,8	214997
LD-BS 300x18	300	12"	18	3/4"	1,2	203663	203852	1,2	214998

4/100 x B1 (204356 EZ // 206826 GC) (204925 i304 // 211271 i316)




BS 75-225X12 / 300X18

BS H25



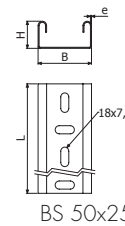
BS 50X25
L = 3 m (10 ft)



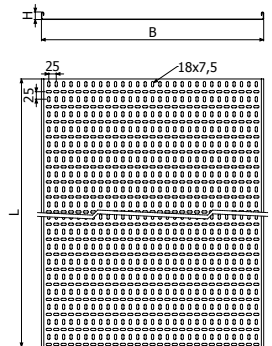
BS 750-900x25
L = 2 m (6,56 ft)

	B		H		e	PG	HDG	e	i316
	mm	inch	mm	inch	mm	REF.	REF.	mm	REF.
BS 50x25	50	2"	25	1"	0,7	203708	203903	0,8	214999
BS 750x25x1,5 2M	750	30"	25	1"	1,5	203716	203911	-	-
BS 900x25x1,5 2M	900	36"	25	1"	1,5	203717	203912	-	-

BS 50 1 x JUBS-I
BS 750/900 2 x JUBS /JUBS-I




BS 50x25



BS 750-900x25

MD-BS H25

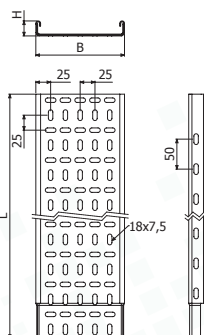
Self Splicing



BS 75-600X25
L = 3 m (10 ft)


	B		H		e	PG	HDG	e	i316
	mm	inch	mm	inch	mm	REF.	REF.	mm	REF.
MD-BS 75x25	75	3"	25	1"	0,7	203709	203904	0,8	215000
MD-BS 100x25	100	4"	25	1"	0,7	203710	203905	0,8	215001
MD-BS 150x25	150	6"	25	1"	0,8	203711	203906	0,8	215002
MD-BS 225x25	225	9"	25	1"	0,8	203712	203907	0,8	215003
MD-BS 300x25	300	12"	25	1"	1	203713	203908	1	215004
MD-BS 450x25	450	18"	25	1"	1,2	203714	203909	1,2	215005
MD-BS 600x25	600	24"	25	1"	1,2	203715	203910	1,2	215006

4/100 x B1 (204356 EZ // 206826 GC) (204925 i304 // 211271 i316)



BS 75-600x25

HD-BS H50



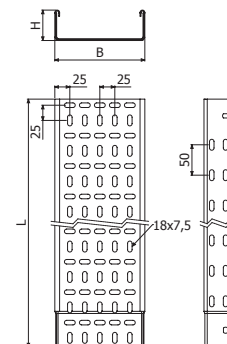
Self Splicing

BS 75-600X50

L = 3 m (10 ft)

	B		H		e	PG	HDG	e	i316
	mm	inch	mm	inch					
HD-BS 75x50	75	3"	50	2"	0,8	203785	203980	0,8	215007
HD-BS 100x50	100	4"	50	2"	0,8	203786	203981	0,8	215008
HD-BS 150x50	150	6"	50	2"	0,8	203787	203982	0,8	215009
HD-BS 225x50	225	9"	50	2"	1,2	203788	203983	1,2	215010
HD-BS 300x50	300	12"	50	2"	1,2	203789	203984	1,2	215011
HD-BS 450x50	450	18"	50	2"	1,5	203790	203985	1,2	215012
HD-BS 600x50	600	24"	50	2"	1,5	203791	203986	1,2	215013

4/100 x B1 (204356 EZ // 206826 GC) (204925 i304 // 211271 i316)



BS 75-600x50

EHD-BS H50 / H75 / H100



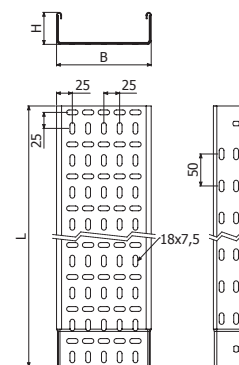
Self Splicing

BS H50-H100X1,5

L = 3 m (10 ft)


	B		H		e	HDG
	mm	inch	mm	inch		
EHD-BS 100x50x1,5	100	4"	50	2"	1,5	215446
EHD-BS 150x50x1,5	150	6"	50	2"	1,5	215447
EHD-BS 225x50x1,5	225	9"	50	2"	1,5	215448
EHD-BS 300x50x1,5	300	12"	50	2"	1,5	215449
EHD-BS 450x50x1,5	450	18"	50	2"	1,5	203985
EHD-BS 600x50x1,5	600	24"	50	2"	1,5	203986
EHD-BS 100x75x1,5	100	4"	75	3"	1,5	215454
EHD-BS 150x75x1,5	150	6"	75	3"	1,5	215455
EHD-BS 225x75x1,5	225	9"	75	3"	1,5	215456
EHD-BS 300x75x1,5	300	12"	75	3"	1,5	215457
EHD-BS 450x75x1,5	450	18"	75	3"	1,5	215458
EHD-BS 600x75x1,5	600	24"	75	3"	1,5	215459
EHD-BS 100x100x1,5	100	4"	100	4"	1,5	215462
EHD-BS 150x100x1,5	150	6"	100	4"	1,5	215463
EHD-BS 225x100x1,5	225	9"	100	4"	1,5	215464
EHD-BS 300x100x1,5	300	12"	100	4"	1,5	215465
EHD-BS 450x100x1,5	450	18"	100	4"	1,5	215466
EHD-BS 600x100x1,5	600	24"	100	4"	1,5	215467

4/100 x B1 (204356 EZ // 206826 GC) (204925 i304 // 211271 i316)



BS H50-H100X1,5

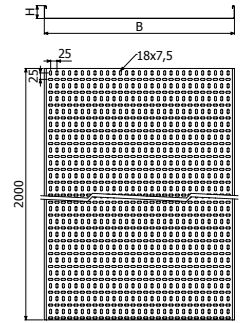
**BS
H50 / H75 / H100**



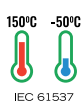

BS H50-H100
L=3m
750/900 - L=2m

	B		H		e	PG	HDG	i304	i316
	mm	inch	mm	inch	mm	REF.	REF.	REF.	REF.
BS 100x50x1,5	100	4"	50	2"	1,5	☎	☎	218480	218494
BS 150x50x1,5	150	6"	50	2"	1,5			218481	218495
BS 225x50x1,5	225	9"	50	2"	1,5			218482	218496
BS 300x50x1,5	300	12"	50	2"	1,5			218483	218497
BS 450x50x1,5	450	18"	50	2"	1,5			218484	218498
BS 600x50x1,5	600	24"	50	2"	1,5			218485	218499
BS 750x50x1,5 2M	750	30"	50	2"	1,5			203792	203987
BS 900x50x1,5 2M	900	36"	50	2"	1,5	203793	203988	☎	215015
BS 100x75x1,5	100	4"	75	3"	1,5	☎	☎	218064	218394
BS 150x75x1,5	150	6"	75	3"	1,5			218065	218395
BS 225x75x1,5	225	9"	75	3"	1,5			218066	218396
BS 300x75x1,5	300	12"	75	3"	1,5			218067	218397
BS 450x75x1,5	450	18"	75	3"	1,5			218068	218398
BS 600x75x1,5	600	24"	75	3"	1,5			218069	218399
BS 100x100x1,5	100	4"	100	4"	1,5	☎	☎	218486	218500
BS 150x100x1,5	150	6"	100	4"	1,5			218487	218501
BS 225x100x1,5	225	9"	100	4"	1,5			218488	218502
BS 300x100x1,5	300	12"	100	4"	1,5			218489	218503
BS 450x100x1,5	450	18"	100	4"	1,5			218490	218504
BS 600x100x1,5	600	24"	100	4"	1,5			218491	218505
BS 750x50x2 2M	750	30"	50	2"	2	☎	215452	☎	☎
BS 900x50x2 2M	900	36"	50	2"	2	☎	215453	☎	☎
BS 750x75x2 2M	750	30"	75	3"	2	☎	215460	☎	☎
BS 900x75x2 2M	900	36"	75	3"	2	☎	215461	☎	☎
BS 600x100x2 2M	600	24"	100	4"	2	☎	215468	☎	☎
BS 750x100x2 2M	750	30"	100	4"	2	☎	215469	☎	☎
BS 900x100x2 2M	900	36"	100	4"	2	☎	215470	☎	☎

🔧 2 x JUBS / JUBS-I




BS H50-H100



CPBS




CPBS45




CCXBS



TEBS



CRBS



RCBS




JUBS



JUBS-I



UCBS



PS

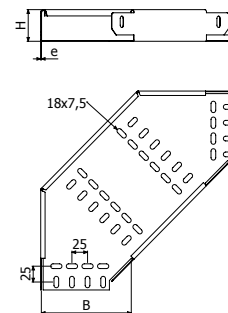


B1


CPBS



	B		H		e	PG	HDG	e	i316
	mm	inch	mm	inch					
CPBS 50X12	50	2"	12	1/2"	0,8	204321	203863	0,8	215016
CPBS 75X12	75	3"	12	1/2"	0,8	203669	203864	0,8	215017
CPBS 100X12	100	4"	12	1/2"	0,8	203670	203865	0,8	215018
CPBS 150X12	150	6"	12	1/2"	0,8	203671	203866	0,8	215019
CPBS 225X12	225	9"	12	1/2"	0,8	203672	203867	0,8	215020
CPBS 300X18	300	12"	18	3/4"	1,2	203673	203868	1,2	215021
CPBS 50X25	50	2"	25	1"	0,7	203745	203940	0,8	215022
CPBS 75X25	75	3"	25	1"	0,7	203746	203941	0,8	215023
CPBS 100X25	100	4"	25	1"	0,7	203747	203942	0,8	215024
CPBS 150X25	150	6"	25	1"	0,8	203748	203943	0,8	215025
CPBS 225X25	225	9"	25	1"	0,8	203749	203944	0,8	215026
CPBS 300X25	300	12"	25	1"	1	203750	203945	1	215027
CPBS 450X25	450	18"	25	1"	1,2	203751	203946	1,2	215028
CPBS 600X25	600	24"	25	1"	1,2	203752	203947	1,2	215029
CPBS 750X25	750	30"	25	1"	1,5	203753	203948	1,5	211309
CPBS 900X25	900	36"	25	1"	1,5	203754	203949	1,5	211310
CPBS 75X50	75	3"	50	2"	0,8	203811	204006	0,8	215030
CPBS 100X50	100	4"	50	2"	0,8	203812	204007	0,8	215031
CPBS 150X50	150	6"	50	2"	0,8	203813	204008	0,8	215032
CPBS 225X50	225	9"	50	2"	1,2	203814	204009	1,2	215033
CPBS 300X50	300	12"	50	2"	1,2	203815	204010	1,2	215034
CPBS 450X50x1,5	450	18"	50	2"	1,5	203816	204011	1,5	215035
CPBS 600X50x1,5	600	24"	50	2"	1,5	203817	204012	1,5	215036
CPBS 750X50x1,5	750	30"	50	2"	1,5	203818	204013	1,5	215037
CPBS 900X50x1,5	900	36"	50	2"	1,5	203819	204014	1,5	215038



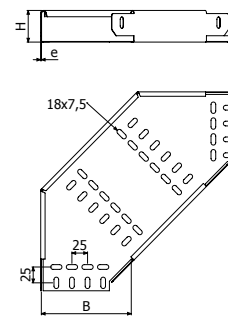
4/100 x B1 (204356 EZ // 206826 GC // 218388 I316)



CPBS Extra Heavy Duty




	B		H		e	HDG
	mm	inch	mm	inch		
CPBS 100X50X1.5	100	4"	50	2"	1,5	215471
CPBS 150X50X1.5	150	6"	50	2"	1,5	215472
CPBS 225X50X1.5	225	9"	50	2"	1,5	215473
CPBS 300X50X1.5	300	12"	50	2"	1,5	215474
CPBS 450X50X1.5	450	18"	50	2"	1,5	204011
CPBS 600X50X1.5	600	24"	50	2"	1,5	204012
CPBS 750X50X2	750	30"	50	2"	2	215477
CPBS 900X50X2	900	36"	50	2"	2	215478
CPBS 100X75X1.5	100	4"	75	3"	1,5	215479
CPBS 150X75X1.5	150	6"	75	3"	1,5	215480
CPBS 225X75X1.5	225	9"	75	3"	1,5	215481
CPBS 300X75X1.5	300	12"	75	3"	1,5	215482
CPBS 450X75X1.5	450	18"	75	3"	1,5	215483
CPBS 600X75X1.5	600	24"	75	3"	1,5	215484
CPBS 750X75X2	750	30"	75	3"	2	215485
CPBS 900X75X2	900	36"	75	3"	2	215486
CPBS 100X100X1.5	100	4"	100	4"	1,5	215487
CPBS 150X100X1.5	150	6"	100	4"	1,5	215488
CPBS 225X100X1.5	225	9"	100	4"	1,5	215489
CPBS 300X100X1.5	300	12"	100	4"	1,5	215490
CPBS 450X100X1.5	450	18"	100	4"	1,5	215491
CPBS 600X100X1.5	600	24"	100	4"	1,5	215492
CPBS 600X100X2	600	24"	100	4"	2	215493
CPBS 750X100X2	750	30"	100	4"	2	215494
CPBS 900X100X2	900	36"	100	4"	2	215495



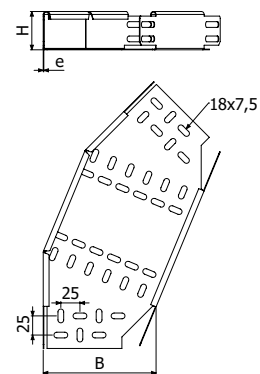
4/100 x B1 (206826 GC)



CPBS45




	B		H		e	PG	HDG
	mm	inch	mm	inch	mm	REF.	REF.
CPBS45 50X12	50	2"	12	1/2"	0,8	225465	226400
CPBS45 75X12	75	3"	12	1/2"	0,8	225466	226401
CPBS45 100X12	100	4"	12	1/2"	0,8	225467	226402
CPBS45 150X12	150	6"	12	1/2"	0,8	225468	226403
CPBS45 225X12	225	9"	12	1/2"	0,8	225469	226404
CPBS45 300X18	300	12"	18	3/4"	1,2	225470	226405
CPBS45 50X25	50	2"	25	1"	0,7	225471	226406
CPBS45 75X25	75	3"	25	1"	0,7	225472	226407
CPBS45 100X25	100	4"	25	1"	0,7	225473	226408
CPBS45 150X25	150	6"	25	1"	0,8	225474	226409
CPBS45 225X25	225	9"	25	1"	0,8	225475	226410
CPBS45 300X25	300	12"	25	1"	1	225476	226411
CPBS45 450X25	450	18"	25	1"	1,2	225477	226412
CPBS45 600X25	600	24"	25	1"	1,2	225478	226413
CPBS45 750X25	750	30"	25	1"	1,5	225479	226414
CPBS45 900X25	900	36"	25	1"	1,5	225480	226415
CPBS45 75X50	75	3"	50	2"	0,8	225481	226416
CPBS45 100X50	100	4"	50	2"	0,8	225482	226417
CPBS45 150X50	150	6"	50	2"	0,8	225483	226418
CPBS45 225X50	225	9"	50	2"	1,2	225484	226419
CPBS45 300X50	300	12"	50	2"	1,2	225485	226420
CPBS45 450X50x1,5	450	18"	50	2"	1,5	225486	226421
CPBS45 600X50x1,5	600	24"	50	2"	1,5	225487	226422
CPBS45 750X50x1,5	750	30"	50	2"	1,5	225488	226423
CPBS45 900X50x1,5	900	36"	50	2"	1,5	225489	226424



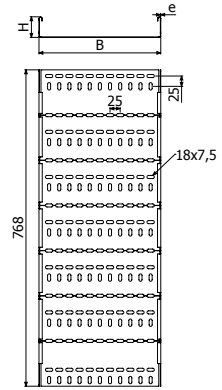


 4/100 x B1 (204356 EZ // 206826 GC // 218388 I316)

CCXBS




	B		H		e	PG	HDG	e	i316
	mm	inch	mm	inch					
CCXBS 50X12	50	2"	12	1/2"	0,8	204229	204258	0,8	215039
CCXBS 75X12	75	3"	12	1/2"	0,8	204230	204259	0,8	215040
CCXBS 100X12	100	4"	12	1/2"	0,8	204231	204260	0,8	215041
CCXBS 150X12	150	6"	12	1/2"	0,8	204232	204261	0,8	215042
CCXBS 225X12	225	9"	12	1/2"	0,8	204233	204262	0,8	215043
CCXBS 300X18	300	12"	18	3/4"	1,2	204234	204263	1,2	215044
CCXBS 50X25	50	2"	25	1"	0,7	204239	204268	0,8	215045
CCXBS 75X25	75	3"	25	1"	0,7	204240	204269	0,8	215046
CCXBS 100X25	100	4"	25	1"	0,7	204241	204270	0,8	215047
CCXBS 150X25	150	6"	25	1"	0,8	204242	204271	0,8	215048
CCXBS 225X25	225	9"	25	1"	0,8	204243	204272	0,8	215049
CCXBS 300X25	300	12"	25	1"	1	204244	204273	1	215050
CCXBS 450X25	450	18"	25	1"	1,2	204245	204274	1,2	215051
CCXBS 600X25	600	24"	25	1"	1,2	204246	204275	1,2	215052
CCXBS 750X25x1,5	750	30"	25	1"	1,5	204247	204276	1,5	211349
CCXBS 900X25x1,5	900	36"	25	1"	1,5	204248	204277	1,5	211350
CCXBS 75X50	75	3"	50	2"	0,8	204249	204278	0,8	215053
CCXBS 100X50	100	4"	50	2"	0,8	204250	204279	0,8	215054
CCXBS 150X50	150	6"	50	2"	0,8	204251	204280	0,8	215055
CCXBS 225X50	225	9"	50	2"	1,2	204252	204281	1,2	215056
CCXBS 300X50	300	12"	50	2"	1,2	204253	204282	1,2	215057
CCXBS 450X50x1,5	450	18"	50	2"	1,5	204254	204283	1,5	215058
CCXBS 600X50x1,5	600	24"	50	2"	1,5	204255	204284	1,5	215059
CCXBS 750X50x1,5	750	30"	50	2"	1,5	204256	204285	1,5	215060
CCXBS 900X50x1,5	900	36"	50	2"	1,5	204257	204286	1,5	215061


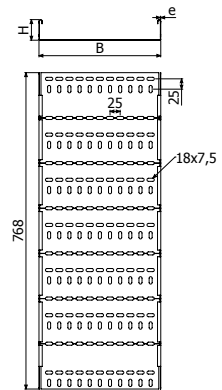


4/100 x B1 (204356 EZ // 206826 GC // 218388 I316)

CCXBS Extra Heavy Duty

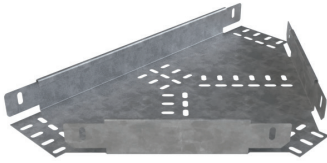


	B		H		e	HDG
	mm	inch	mm	inch		
CCXBS 100X50X1,5	100	4"	50	2"	1,5	215496
CCXBS 150X50X1,5	150	6"	50	2"	1,5	215497
CCXBS 225X50X1,5	225	9"	50	2"	1,5	215498
CCXBS 300X50X1,5	300	12"	50	2"	1,5	215499
CCXBS 450X50X1,5	450	18"	50	2"	1,5	204283
CCXBS 600X50X1,5	600	24"	50	2"	1,5	204284
CCXBS 750X50X2	750	30"	50	2"	2	215502
CCXBS 900X50X2	900	36"	50	2"	2	215503
CCXBS 100X75X1,5	100	4"	75	3"	1,5	215504
CCXBS 150X75X1,5	150	6"	75	3"	1,5	215505
CCXBS 225X75X1,5	225	9"	75	3"	1,5	215506
CCXBS 300X75X1,5	300	12"	75	3"	1,5	215507
CCXBS 450X75X1,5	450	18"	75	3"	1,5	215508
CCXBS 600X75X1,5	600	24"	75	3"	1,5	215509
CCXBS 750X75X2	750	30"	75	3"	2	215510
CCXBS 900X75X2	900	36"	75	3"	2	215511
CCXBS 100X100X1,5	100	4"	100	4"	1,5	215512
CCXBS 150X100X1,5	150	6"	100	4"	1,5	215513
CCXBS 225X100X1,5	225	9"	100	4"	1,5	215514
CCXBS 300X100X1,5	300	12"	100	4"	1,5	215515
CCXBS 450X100X1,5	450	18"	100	4"	1,5	215516
CCXBS 600X100X1,5	600	24"	100	4"	1,5	215517
CCXBS 600X100X2	600	24"	100	4"	2	215518
CCXBS 750X100X2	750	30"	100	4"	2	215519
CCXBS 900X100X2	900	36"	100	4"	2	215520

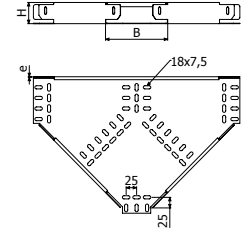


4/100 x B1 (206826 GC)

TEBS

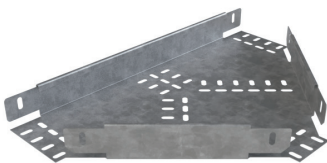


	B		H		e	PG	HDG	e	i316
	mm	inch	mm	inch					
TEBS 50X12	50	2"	12	1/2"	0,8	203688	203883	0,8	215085
TEBS 75X12	75	3"	12	1/2"	0,8	203689	203884	0,8	215086
TEBS 100X12	100	4"	12	1/2"	0,8	203690	203885	0,8	215087
TEBS 150X12	150	6"	12	1/2"	0,8	203691	203886	0,8	215088
TEBS 225X12	225	9"	12	1/2"	0,8	203692	203887	0,8	215089
TEBS 300X18	300	12"	18	3/4"	1,2	203693	203888	1,2	215090
TEBS 50X25	50	2"	25	1"	0,7	203765	203960	0,8	215091
TEBS 75X25	75	3"	25	1"	0,7	203766	203961	0,8	215092
TEBS 100X25	100	4"	25	1"	0,7	203767	203962	0,8	215093
TEBS 150X25	150	6"	25	1"	0,8	203768	203963	0,8	215094
TEBS 225X25	225	9"	25	1"	0,8	203769	203964	0,8	215095
TEBS 300X25	300	12"	25	1"	1	203770	203965	1	215096
TEBS 450X25	450	18"	25	1"	1,2	203771	203966	1,2	215097
TEBS 600X25	600	24"	25	1"	1,2	203772	203967	1,2	215098
TEBS 750X25x1,5	750	30"	25	1"	1,5	203773	203968	1,5	215066
TEBS 900X25x1,5	900	36"	25	1"	1,5	203774	203969	1,5	215067
TEBS 75X50	75	3"	50	2"	0,8	203829	204024	0,8	215099
TEBS 100X50	100	4"	50	2"	0,8	203830	204025	0,8	215100
TEBS 150X50	150	6"	50	2"	0,8	203831	204026	0,8	215101
TEBS 225X50	225	9"	50	2"	1,2	203832	204027	1,2	215102
TEBS 300X50	300	12"	50	2"	1,2	203833	204028	1,2	215103
TEBS 450X50x1,5	450	18"	50	2"	1,5	203834	204029	1,5	215104
TEBS 600X50x1,5	600	24"	50	2"	1,5	203835	204030	1,5	215105
TEBS 750X50x1,5	750	30"	50	2"	1,5	203836	204031	1,5	215106
TEBS 900X50x1,5	900	36"	50	2"	1,5	203837	204032	1,5	215107

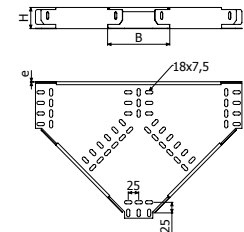


4/100 x B1 (204356 EZ // 206826 GC // 218388 I316)

TEBS
Extra Heavy Duty




	B		H		e	HDG
	mm	inch	mm	inch		
TEBS 100X50X1.5	100	4"	50	2"	1,5	215546
TEBS 150X50X1.5	150	6"	50	2"	1,5	215547
TEBS 225X50X1.5	225	9"	50	2"	1,5	215548
TEBS 300X50X1.5	300	12"	50	2"	1,5	215549
TEBS 450X50X1.5	450	18"	50	2"	1,5	204029
TEBS 600X50X1.5	600	24"	50	2"	1,5	204030
TEBS 750X50X2	750	30"	50	2"	2	215552
TEBS 900X50X2	900	36"	50	2"	2	215553
TEBS 100X75X1.5	100	4"	75	3"	1,5	215554
TEBS 150X75X1.5	150	6"	75	3"	1,5	215555
TEBS 225X75X1.5	225	9"	75	3"	1,5	215556
TEBS 300X75X1.5	300	12"	75	3"	1,5	215557
TEBS 450X75X1.5	450	18"	75	3"	1,5	215558
TEBS 600X75X1.5	600	24"	75	3"	1,5	215559
TEBS 750X75X2	750	30"	75	3"	2	215560
TEBS 900X75X2	900	36"	75	3"	2	215561
TEBS 100X100X1.5	100	4"	100	4"	1,5	215562
TEBS 150X100X1.5	150	6"	100	4"	1,5	215563
TEBS 225X100X1.5	225	9"	100	4"	1,5	215564
TEBS 300X100X1.5	300	12"	100	4"	1,5	215565
TEBS 450X100X1.5	450	18"	100	4"	1,5	215566
TEBS 600X100X1.5	600	24"	100	4"	1,5	215567
TEBS 600X100X2	600	24"	100	4"	2	215568
TEBS 750X100X2	750	30"	100	4"	2	215569
TEBS 900X100X2	900	36"	100	4"	2	215570



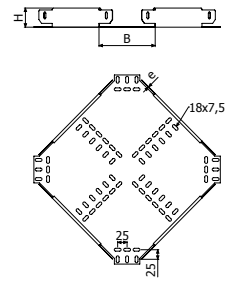
4/100 x B1 (206826 GC)

CRBS




	B		H		e	PG	HDG	e	i316
	mm	inch	mm	inch	mm	REF.	REF	mm	REF.
CRBS 50X12	50	2"	12	1/2"	0,8	203698	203893	0,8	215108
CRBS 75X12	75	3"	12	1/2"	0,8	203699	203894	0,8	215109
CRBS 100X12	100	4"	12	1/2"	0,8	203700	203895	0,8	215110
CRBS 150X12	150	6"	12	1/2"	0,8	203701	203896	0,8	215111
CRBS 225X12	225	9"	12	1/2"	0,8	203702	203897	0,8	215112
CRBS 300X18	300	12"	18	3/4"	1,2	203703	203898	1,2	215113
CRBS 50X25	50	2"	25	1"	0,7	203775	203970	0,8	215114
CRBS 75X25	75	3"	25	1"	0,7	203776	203971	0,8	215115
CRBS 100X25	100	4"	25	1"	0,7	203777	203972	0,8	215116
CRBS 150X25	150	6"	25	1"	0,8	203778	203973	0,8	215117
CRBS 225X25	225	9"	25	1"	0,8	203779	203974	0,8	215118
CRBS 300X25	300	12"	25	1"	1	203780	203975	1	215119
CRBS 450X25	450	18"	25	1"	1,2	203781	203976	1,2	215120
CRBS 600X25	600	24"	25	1"	1,2	203782	203977	1,2	215121
CRBS 750X25x1,5	750	30"	25	1"	1,5	203783	203978	1,5	215072
CRBS 900X25x1,5	900	36"	25	1"	1,5	203784	203979	1,5	215073
CRBS 75X50	75	3"	50	2"	0,8	203838	204033	0,8	215122
CRBS 100X50	100	4"	50	2"	0,8	203839	204034	0,8	215123
CRBS 150X50	150	6"	50	2"	0,8	203840	204035	0,8	215124
CRBS 225X50	225	9"	50	2"	1,2	203841	204036	1,2	215125
CRBS 300X50	300	12"	50	2"	1,2	203842	204037	1,2	215126
CRBS 450X50x1,5	450	18"	50	2"	1,5	203843	204038	1,5	215127
CRBS 600X50x1,5	600	24"	50	2"	1,5	203844	204039	1,5	215128
CRBS 750X50x1,5	750	30"	50	2"	1,5	203845	204040	1,5	215129
CRBS 900X50x1,5	900	36"	50	2"	1,5	203846	204041	1,5	215130

4/100 x B1 (204356 EZ // 206826 GC // 218388 I316)

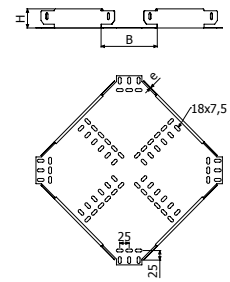


**CRBS
Extra Heavy Duty**




	B		H		e	HDG
	mm	inch	mm	inch	mm	REF
CRBS 100X50X1,5	100	4"	50	2"	1,5	215571
CRBS 150X50X1,5	150	6"	50	2"	1,5	215572
CRBS 225X50X1,5	225	9"	50	2"	1,5	215573
CRBS 300X50X1,5	300	12"	50	2"	1,5	215574
CRBS 450X50X1,5	450	18"	50	2"	1,5	204038
CRBS 600X50X1,5	600	24"	50	2"	1,5	204039
CRBS 750X50X2	750	30"	50	2"	2	215577
CRBS 900X50X2	900	36"	50	2"	2	215578
CRBS 100X75X1,5	100	4"	75	3"	1,5	215579
CRBS 150X75X1,5	150	6"	75	3"	1,5	215580
CRBS 225X75X1,5	225	9"	75	3"	1,5	215581
CRBS 300X75X1,5	300	12"	75	3"	1,5	215582
CRBS 450X75X1,5	450	18"	75	3"	1,5	215583
CRBS 600X75X1,5	600	24"	75	3"	1,5	215584
CRBS 750X75X2	750	30"	75	3"	2	215585
CRBS 900X75X2	900	36"	75	3"	2	215586
CRBS 100X100X1,5	100	4"	100	4"	1,5	215587
CRBS 150X100X1,5	150	6"	100	4"	1,5	215588
CRBS 225X100X1,5	225	9"	100	4"	1,5	215589
CRBS 300X100X1,5	300	12"	100	4"	1,5	215590
CRBS 450X100X1,5	450	18"	100	4"	1,5	215591
CRBS 600X100X1,5	600	24"	100	4"	1,5	215592
CRBS 600X100X2	600	24"	100	4"	2	215593
CRBS 750X100X2	750	30"	100	4"	2	215594
CRBS 900X100X2	900	36"	100	4"	2	215595

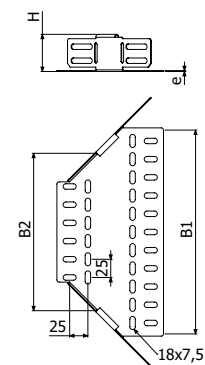
4/100 x B1 (206826 GC)



RCBS




	B		H		e	PG	HDG
	mm	inch	mm	inch			
RCBS 150-50x12	150	6"	12	1/2"	0.8	226033	226044
RCBS 300-150X18-12	300	12"	18-12	1/2"	1.2	226034	226045
RCBS 100-75X25	100	4"	25	1"	0.7	226090	226110
RCBS 150-50X25	150	6"	25	1"	0.8	226035	226046
RCBS 150-75X25	150	6"	25	1"	0.8	226092	-
RCBS 150-100X25	150	6"	25	1"	0.8	226091	-
RCBS 225-100X25	225	9"	25	1"	0.8	226093	-
RCBS 225-150X25	225	9"	25	1"	0.8	226094	-
RCBS 300-75X25	300	12"	25	1"	1	226096	-
RCBS 300-100X25	300	12"	25	1"	1	226095	-
RCBS 300-150X25	300	12"	25	1"	1	226036	226047
RCBS 300-225X25	300	12"	25	1"	1	226037	226048
RCBS 450-150X25	450	18"	25	1"	1.2	226097	-
RCBS 450-300X25	450	18"	25	1"	1.2	226038	226049
RCBS 600-150X25	600	24"	25	1"	1.2	226098	-
RCBS 600-300X25	600	24"	25	1"	1.2	226039	226050
RCBS 600-450X25	600	24"	25	1"	1.2	226099	-
RCBS 750-600X25	750	30"	25	1"	1.5	226100	-
RCBS 150-100X50	150	6"	50	2"	0.8	226101	-
RCBS 225-150X50	225	9"	50	2"	1.2	226102	-
RCBS 300-100X50	300	12"	50	2"	1.2	226103	-
RCBS 300-150X50	300	12"	50	2"	1.2	226040	226051
RCBS 300-225X50	300	12"	50	2"	1.2	226041	226052
RCBS 300-75X50	300	12"	50	2"	1.2	226104	-
RCBS 450-150X50	450	18"	50	2"	1.5	226105	-
RCBS 450-225X50	450	18"	50	2"	1.5	226106	-
RCBS 450-300X50	450	18"	50	2"	1.5	226042	226053
RCBS 600-300X50	600	24"	50	2"	1.5	226043	226054
RCBS 600-450X50	600	24"	50	2"	1.5	226107	-
RCBS 750-600X50	750	30"	50	2"	1.5	226108	-
RCBS 900-750X50	900	36"	50	2"	1.5	226109	-



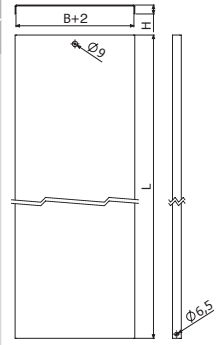
4/100 x B1 (204356 EZ // 206826 GC // 218388 I316)

TBS



L = 3 m (10 ft)
L = 2 m (6,56 ft)

	L		B		H		e	PG	HDG	i304	i316
	mm	ft	mm	inch	mm	inch	mm	REF.	REF.	REF.	REF.
TBS 75X1 3M	3	10	75	3"	15	5/8"	1	215521	215530		
TBS 100X1 3M	3	10	100	4"	15	5/8"	1	215522	215531		
TBS 150X1 3M	3	10	150	6"	15	5/8"	1	215523	215532		
TBS 225X1 3M	3	10	225	9"	15	5/8"	1	215524	215533		
TBS 300X1 3M	3	10	300	12"	15	5/8"	1	215525	215534		
TBS 450X1.2 3M	3	10	450	18"	15	5/8"	1,2	215526	215535		
TBS 600X1.2 3M	3	10	600	24"	15	5/8"	1,2	215527	215536		
TBS 750X1.5 2M	2	6,56	750	30"	15	5/8"	1,5	215528	215537		
TBS 900X1.5 2M	2	6,56	900	36"	15	5/8"	1,5	215529	215538		
TBS 100X1,5 3M	3	10	100	4"	15	5/8"	1,5			218070	218400
TBS 150X1,5 3M	3	10	150	6"	15	5/8"	1,5			218071	218401
TBS 225X1,5 3M	3	10	225	9"	15	5/8"	1,5			218072	218402
TBS 300X1,5 3M	3	10	300	12"	15	5/8"	1,5			218073	218403
TBS 450X1,5 3M	3	10	450	18"	15	5/8"	1,5			218074	218404
TBS 600X1,5 3M	3	10	600	24"	15	5/8"	1,5			218075	218405



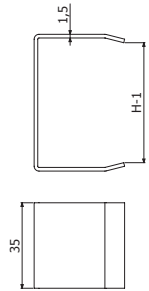
PTU



L = 3 m (10 ft)
L = 2 m (6,56 ft)

	H		i304	i316
	mm	inch	REF.	REF.
PTU H12	12	1/2"	214474	203998
PTU H25	25	1"	214476	203999
PTU H50	50	2"	203465	204000
PTU H75	75	3"	214475	204001
PTU H100	100	4"	203466	204002

4 x PTU => 1 x TBS



JUBS



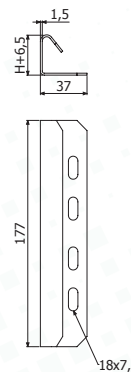
JUBS 25



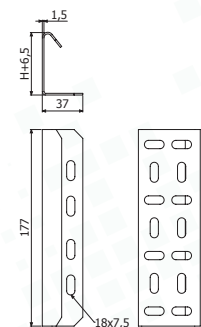
JUBS 50 / JUBS 75 / JUBS 100

	H		PG	HDG	i304	i316
	mm	inch	REF.	REF.	REF.	REF.
JUBS 25	25	1"	203724	203919		215134
JUBS 50	50	2"	203801	203996	218492	215135
JUBS 75	75	3"		215598	218076	218406
JUBS 100	100	4"		215599	218493	218506

4/100 x B1 (204356 EZ / 206826 GC / 204925-i304 / 218388-i316)




JUBS 25




JUBS 50 / JUBS 75 / JUBS 100

JUBS-I




	H		PG	HDG	i316
	mm	inch	REF.	REF.	REF.
JUBS-I 12 / 25 / 50	50	2"	203800	203995	215133
JUBS-I 75	75	3"	☎	215596	☎
JUBS-I 100	100	4"		215475	

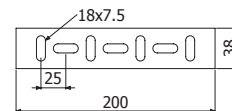
🔧 4/100 x B1 (204356 EZ // 206826 GC // 218388 I316)



H12-25



H50-75-100

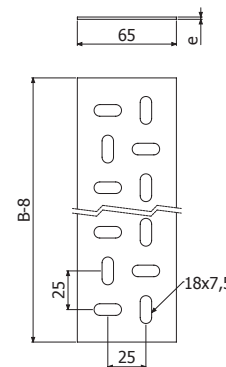


UCBS




	B		e	HDG
	mm	inch	mm	REF.
UCBS 75	75	3"	1,5	214480
UCBS 100	100	4"	1,5	214481
UCBS 150	150	6"	1,5	214482
UCBS 225	225	9"	1,5	214483
UCBS 300	300	12"	1,5	214484
UCBS 450	450	18"	1,5	214485
UCBS 600	600	24"	1,5	214486
UCBS 750	750	30"	1,5	214487
UCBS 900	900	36"	1,5	214488

🔧 4/100 x B1 (206826 - GC)



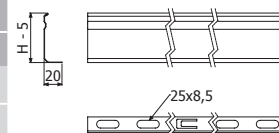
PS



L = 3 m (10 ft)

	H		PG	HDG	i316
	mm	inch	REF.	REF.	REF.
PS 35	35	1 3/8"	203476	203479	215544
PS 60	60	2 3/8"	202066	203480	215545
PS 100	100	4"	203478	203482	215500

🔧 1/100 x B1 (500 ↔ 500 mm) (204356 - EZ // 206826 - GC // 218388 I316)

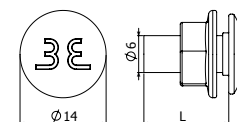


B1



	L	Pap	EZ	HDG	i316
	mm	N•m	REF.	REF.	REF.
B1 Pack 100u	14	6	204356	206826	-
B1 Pack 100u	20	6	-	-	218388

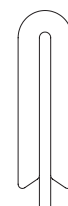
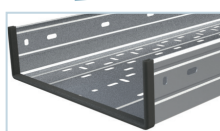
10

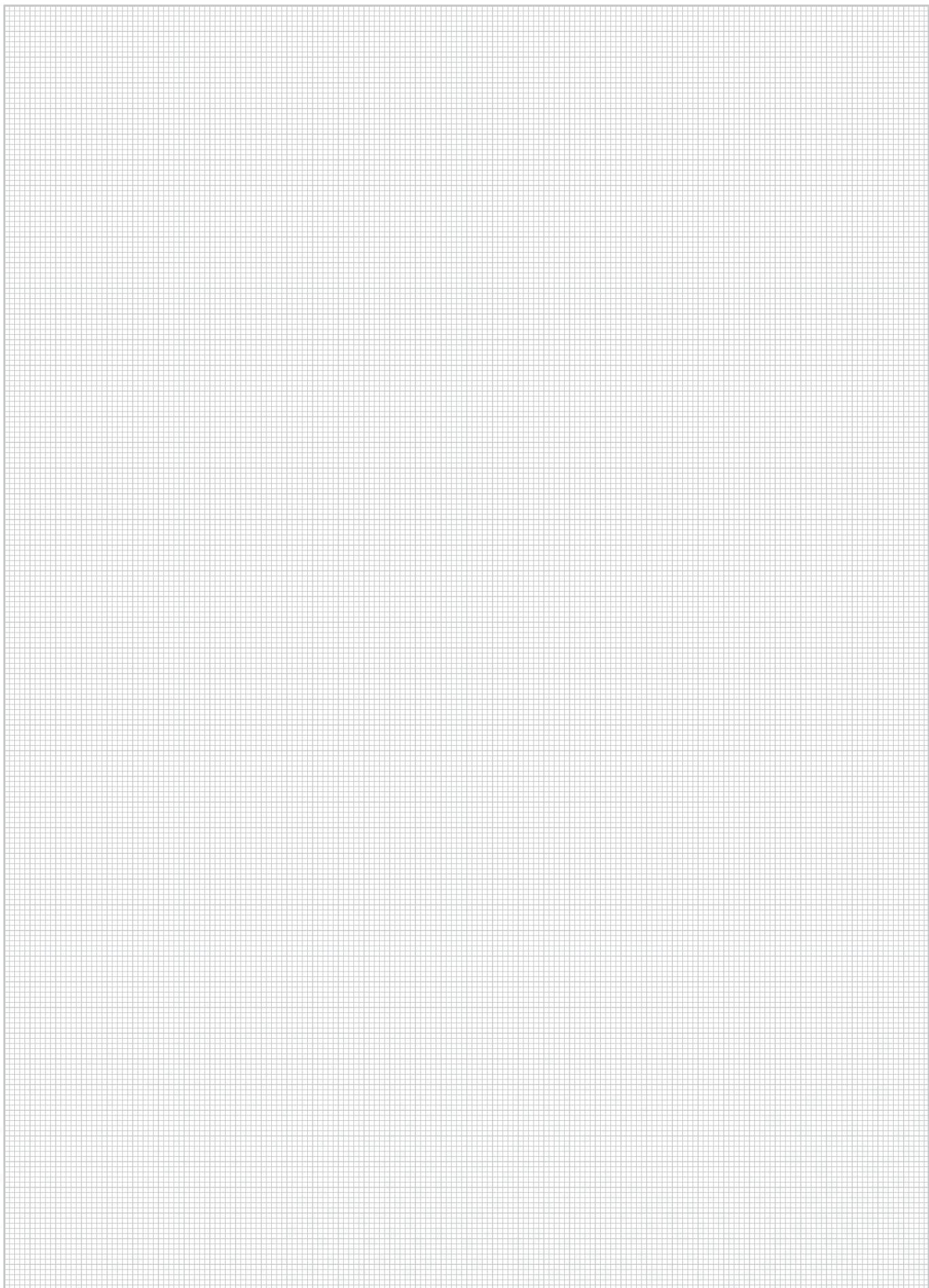


PBCH





	e	L	PVC
	mm	m	REF.
PBCH 1mm	≤1	20	210086
PBCH 1,5-4mm	≤4	20	225161








Basor Canal



1/4-TURNUCKLE CLOSING

**NEW
DESIGN**




CTBS




JUTBS




CPTBS



CPTBS45



CCTBS




CCTBS45



CXTBS



CXTBS45




TETBS



TEITBS




TEOTBS



CRTBS




RTBS



TFTBS




SSTBS



ACTBS




AC3TBS



CJTBS



RCTBS



PMCTBS



PMDCTBS




TCTBS



DIN6921

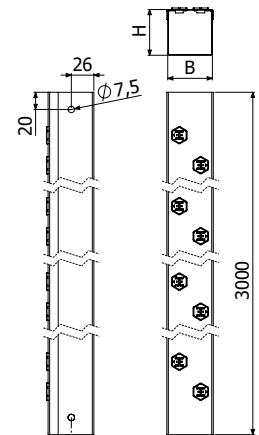
CTBS



L = 3 m (10 ft)


CTBS + CJTBS -> IP4X

H	B	PG
mm	mm	REF
50	50	225847
50	75	225848
50	100	225849
50	150	225850
75	75	225851
75	100	225852
75	150	225853
100	100	225854
100	150	225855
150	150	225856

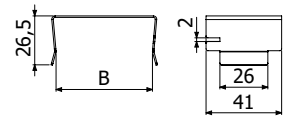


H50-75 JUBTS + 4 x DIN6921 M5x6
H100-150 JUBTS + 8 x DIN6921 M5x6


CJTBS



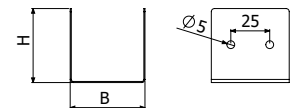
B	PG
mm	REF
50	227128
75	227129
100	227130
150	227131



JUTBS



H	B	PG
mm	mm	REF
50	50	225931
50	75	225932
50	100	225933
50	150	225934
75	75	225935
75	100	225936
75	150	225937
100	100	225938
100	150	225939
150	150	225940

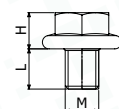


H50-75 4 x DIN6921 M5x6 (100u-Pack: 227501-EZ)
H100-150 8 x DIN6921 M5x6 (100u-Pack: 227501-EZ)

DIN6921



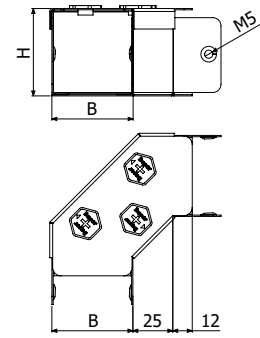
M	L	A	DExt.	EZ
mm	mm	mm	mm	REF
M5	6	8	11,5	227501



CPTBS




	H	B	PG
	mm	mm	REF
CPTBS 50X50	50	50	225857
CPTBS 75X50	50	75	225858
CPTBS 100X50	50	100	225859
CPTBS 150X50	50	150	225860
CPTBS 75X75	75	75	225861
CPTBS 100X75	75	100	225862
CPTBS 150X75	75	150	225863
CPTBS 100X100	100	100	225864
CPTBS 150X100	100	150	225865
CPTBS 150X150	150	150	225866

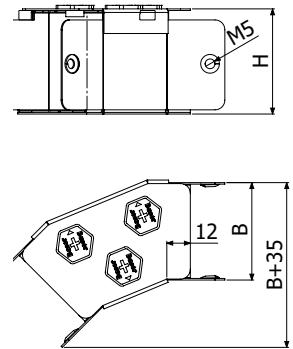


- H50-75 4 x DIN6921 M5x6 (100u-Pack: 227501-EZ)
- H100-150 8 x DIN6921 M5x6 (100u-Pack: 227501-EZ)

CPTBS45




	H	B	PG
	mm	mm	REF
CPTBS45 50x50	50	50	227132
CPTBS45 75x50	50	75	227133
CPTBS45 100x50	50	100	227134
CPTBS45 150x50	50	150	227135
CPTBS45 75x75	75	75	227136
CPTBS45 100x75	75	100	227137
CPTBS45 150x75	75	150	227138
CPTBS45 100x100	100	100	227139
CPTBS45 150x100	100	150	227140
CPTBS45 150x150	150	150	227141

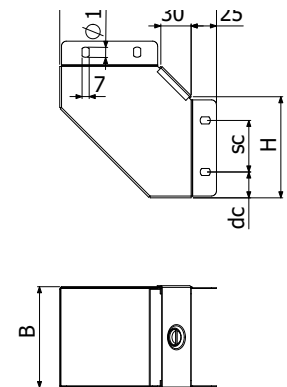


- H50-75 4 x DIN6921 M5x6 (100u-Pack: 227501-EZ)
- H100-150 8 x DIN6921 M5x6 (100u-Pack: 227501-EZ)

CCTBS




	H	B	PG
	mm	mm	REF
CCTBS 50X50	50	50	225867
CCTBS 75X50	50	75	225868
CCTBS 100X50	50	100	225869
CCTBS 150X50	50	150	225870
CCTBS 75X75	75	75	225871
CCTBS 100X75	75	100	225872
CCTBS 150X75	75	150	225873
CCTBS 100X100	100	100	225874
CCTBS 150X100	100	150	225875
CCTBS 150X150	150	150	225876

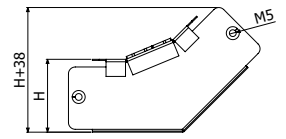



- H50-75 4 x DIN6921 M5x6 (100u-Pack: 227501-EZ)
- H100-150 8 x DIN6921 M5x6 (100u-Pack: 227501-EZ)

CCTBS45



	H	B	PG
	mm	mm	REF
CCTBS45 50x50	50	50	227142
CCTBS45 75x50	50	75	227143
CCTBS45 100x50	50	100	227144
CCTBS45 150x50	50	150	227145
CCTBS45 75x75	75	75	227146
CCTBS45 100x75	75	100	227147
CCTBS45 150x75	75	150	227148
CCTBS45 100x100	100	100	227149
CCTBS45 150x100	100	150	227150
CCTBS45 150x150	150	150	227151

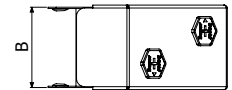
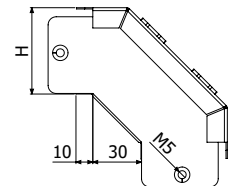



 H50-75 4 x DIN6921 M5x6 (100u-Pack: 227501-EZ)
H100-150 8 x DIN6921 M5x6 (100u-Pack: 227501-EZ)

CXTBS




	H	B	PG
	mm	mm	REF
CXTBS 50X50	50	50	225877
CXTBS 75X50	50	75	225878
CXTBS 100X50	50	100	225879
CXTBS 150X50	50	150	225880
CXTBS 75X75	75	75	225881
CXTBS 100X75	75	100	225882
CXTBS 150X75	75	150	225883
CXTBS 100X100	100	100	225884
CXTBS 150X100	100	150	225885
CXTBS 150X150	150	150	225886

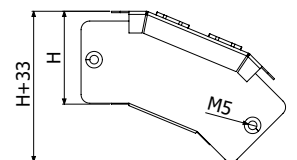



 H50-75 4 x DIN6921 M5x6 (100u-Pack: 227501-EZ)
H100-150 8 x DIN6921 M5x6 (100u-Pack: 227501-EZ)

CXTBS45




	H	B	PG
	mm	mm	REF
CXTBS45 50x50	50	50	227152
CXTBS45 75x50	50	75	227153
CXTBS45 100x50	50	100	227154
CXTBS45 150x50	50	150	227155
CXTBS45 75x75	75	75	227156
CXTBS45 100x75	75	100	227157
CXTBS45 150x75	75	150	227158
CXTBS45 100x100	100	100	227159
CXTBS45 150x100	100	150	227160
CXTBS45 150x150	150	150	227161

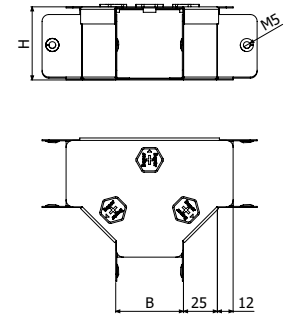



 H50-75 4 x DIN6921 M5x6 (100u-Pack: 227501-EZ)
H100-150 8 x DIN6921 M5x6 (100u-Pack: 227501-EZ)

TETBS




	H	B	PG
	mm	mm	REF
TETBS 50X50	50	50	225887
TETBS 75X50	50	75	225888
TETBS 100X50	50	100	225889
TETBS 150X50	50	150	225890
TETBS 75X75	75	75	225891
TETBS 100X75	75	100	225892
TETBS 150X75	75	150	225893
TETBS 100X100	100	100	225894
TETBS 150X100	100	150	225895
TETBS 150X150	150	150	225896

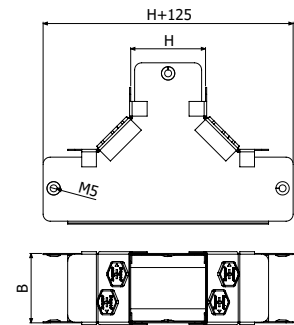



 H50-75 6 x DIN6921 M5x6 (100u-Pack: 227501-EZ)
H100-150 12 x DIN6921 M5x6 (100u-Pack: 227501-EZ)

TEITBS




	H	B	PG
	mm	mm	REF
TEITBS 50x50	50	50	227178
TEITBS 75x50	50	75	227179
TEITBS 100x50	50	100	227180
TEITBS 150x50	50	150	227181
TEITBS 75x75	75	75	227182
TEITBS 100x75	75	100	227183
TEITBS 150x75	75	150	227184
TEITBS 100x100	100	100	227185
TEITBS 150x100	100	150	227186
TEITBS 150x150	150	150	227187

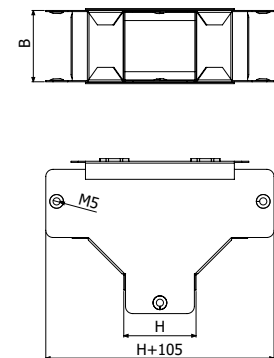



 H50-75 6 x DIN6921 M5x6 (100u-Pack: 227501-EZ)
H100-150 12 x DIN6921 M5x6 (100u-Pack: 227501-EZ)

TEOTBS




	H	B	PG
	mm	mm	REF
TEOTBS 50x50	50	50	227188
TEOTBS 75x50	50	75	227189
TEOTBS 100x50	50	100	227190
TEOTBS 150x50	50	150	227191
TEOTBS 75x75	75	75	227192
TEOTBS 100x75	75	100	227193
TEOTBS 150x75	75	150	227194
TEOTBS 100x100	100	100	227195
TEOTBS 150x100	100	150	227196
TEOTBS 150x150	150	150	227197

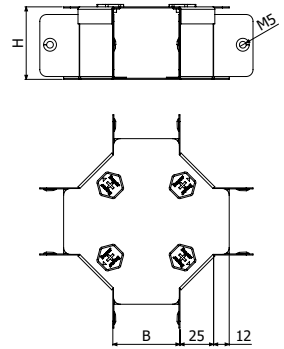


 H50-75 6 x DIN6921 M5x6 (100u-Pack: 227501-EZ)
H100-150 12 x DIN6921 M5x6 (100u-Pack: 227501-EZ)

CRTBS



	H	B	PG
	mm	mm	REF
CRTBS 50X50	50	50	225897
CRTBS 75X50	50	75	225898
CRTBS 100X50	50	100	225899
CRTBS 150X50	50	150	225900
CRTBS 75X75	75	75	225901
CRTBS 100X75	75	100	225902
CRTBS 150X75	75	150	225903
CRTBS 100X100	100	100	225904
CRTBS 150X100	100	150	225905
CRTBS 150X150	150	150	225906

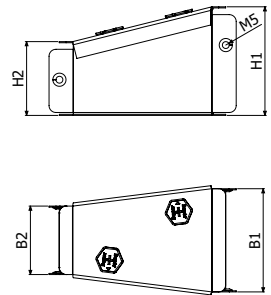


H50-75 8 x DIN6921 M5x6 (100u-Pack: 227501-EZ)
 H100-150 16 x DIN6921 M5x6 (100u-Pack: 227501-EZ)

RTBS



	H	B	PG
	mm	mm	REF
RTBS 75x75-50x50	75->50	75->50	227166
RTBS 100x50-50x50	50->50	100->50	227167
RTBS 100x100-50x50	100->50	100->50	227168
RTBS 100x75-75x75	50->50	100->50	228524
RTBS 150x75-75x75	100->100	150->100	228539
RTBS 100x100-75x75	150->75	150->75	227169
RTBS 150x150-75x75	150->100	150->100	227171
RTBS 150x150-150x75	150->75	150->75	228538
RTBS 200x100-150x75	150->100	150->100	228523
RTBS 150x100-100x100	150->75	150->75	227170
RTBS 150x150-100x100	150->100	150->100	227172
RTBS 200x100-150x150	150->75	150->75	228525

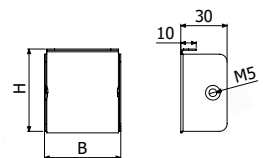


H50-75 4 x DIN6921 M5x6 (100u-Pack: 227501-EZ)
 H100-150 8 x DIN6921 M5x6 (100u-Pack: 227501-EZ)

TFTBS



	H	B	PG
	mm	mm	REF
TFTBS 50X50	50	50	225921
TFTBS 75X50	50	75	225922
TFTBS 100X50	50	100	225923
TFTBS 150X50	50	150	225924
TFTBS 75X75	75	75	225925
TFTBS 100X75	75	100	225926
TFTBS 150X75	75	150	225927
TFTBS 100X100	100	100	225928
TFTBS 150X100	100	150	225929
TFTBS 150X150	150	150	225930

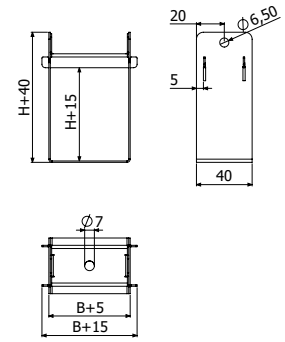


H50-75 2 x DIN6921 M5x6 (100u-Pack: 227501-EZ)
 H100-150 4 x DIN6921 M5x6 (100u-Pack: 227501-EZ)

SSTBS




	H	B	PG
	mm	mm	REF
SSTBS 50X50	50	50	225911
SSTBS 75X50	50	75	225912
SSTBS 100X50	50	100	225913
SSTBS 150X50	50	150	225914
SSTBS 75X75	75	75	225915
SSTBS 100X75	75	100	225916
SSTBS 150X75	75	150	225917
SSTBS 100X100	100	100	225918
SSTBS 150X100	100	150	225919
SSTBS 150X150	150	150	225920

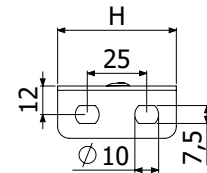


2 x B1 M6x16 (100u-Pack: 204356-EZ)

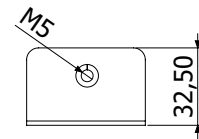
ACTBS



	H	PG
	mm	REF
ACTBS H50	50	225941
ACTBS H75	75	225942
ACTBS H100	100	225943
ACTBS H150	150	225944



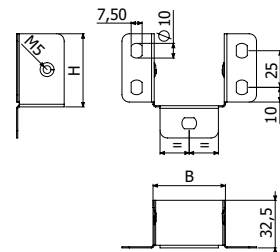
H50-75 2 x DIN6921 M5x6 (100u-Pack: 227501-EZ)
 H100-150 4 x DIN6921 M5x6 (100u-Pack: 227501-EZ)



AC3TBS




	H	B	PG
	mm	mm	REF
AC3TBS 50X50	50	50	225945
AC3TBS 75X50	50	75	225946
AC3TBS 100X50	50	100	225947
AC3TBS 150X50	50	150	225948
AC3TBS 75X75	75	75	225949
AC3TBS 100X75	75	100	225950
AC3TBS 150X75	75	150	225951
AC3TBS 100X100	100	100	225952
AC3TBS 150X100	100	150	225953
AC3TBS 150X150	150	150	225954

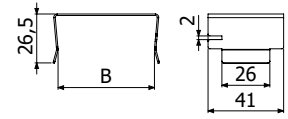


H50-75 2 x DIN6921 M5x6 (100u-Pack: 227501-EZ)
 H100-150 4 x DIN6921 M5x6 (100u-Pack: 227501-EZ)

CJTBS



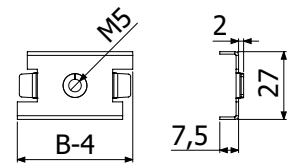
	B	PG
	mm	REF
CJTBS 50	50	227128
CJTBS 75	75	227129
CJTBS 100	100	227130
CJTBS 150	150	227131



RCTBS



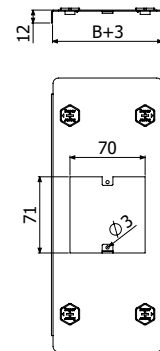
	B	PG
	mm	REF
RCTBS 50	50	227162
RCTBS 75	75	227163
RCTBS 100	100	227164
RCTBS 150	150	227165



PMCTBS



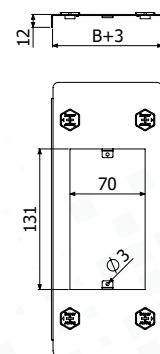
	B	PG
	mm	REF
PMCTBS 100	100	227174
PMCTBS 150	150	227175




PMDCTBS



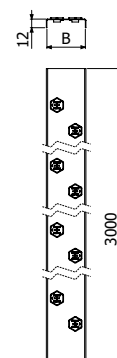
	B	PG
	mm	REF
PMDCTBS 100	100	227176
PMDCTBS 150	150	227177



TCTBS



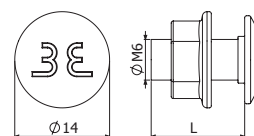
	B	PG
	mm	REF
TCTBS 50	50	227493
TCTBS 75	75	227494
TCTBS 100	100	227495
TCTBS 150	150	227496



B1



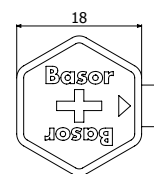
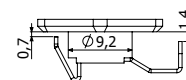
		Pap N.m	L mm	EZ REF
B1 Pack 100u	100u	6	14	204356




CTTBS



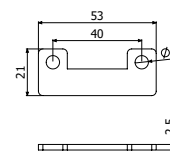
	D	EZ
	mm	REF
CTTBS-25	Ø12	227127

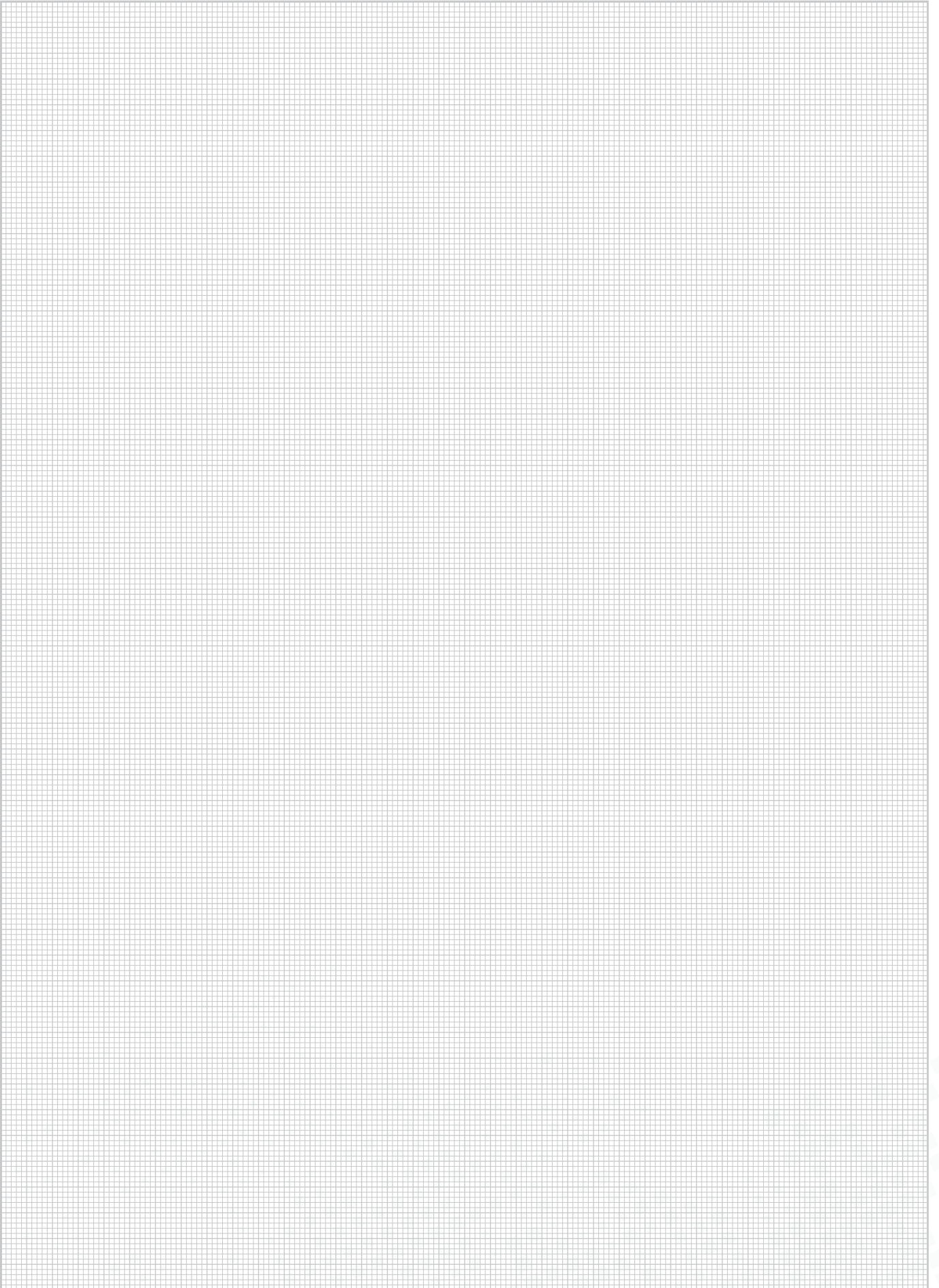




UTTBS



	AL
	REF
UTTBS	227173








1/4-TURN SCREW CLOSING

B	Filling Area
	H100 (4")
mm	cm ²
100	85,56
200	181,56
300	277,56
400	371,32
500	467,32
600	563,32

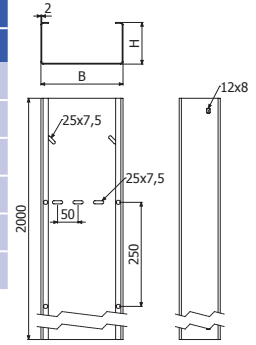


WT PG



L = 2 m (6,6 ft)

	SWL		B		H		PG
	Kg/m		Kg	mm	inch	mm	inch
WT 100X100	21	150	100	4	100	4	210146
WT 200X100	45	150	200	8	100	4	210147
WT 300X100	69	150	300	12	100	4	210148
WT 400X100	93	150	400	16	100	4	210149
WT 500X100	117	150	500	20	100	4	210150
WT 600X100	141	150	600	24	100	4	210151



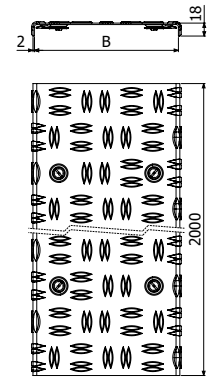
- 2 x JUWT (210177) + 4/100 x B1 (204356 - EZ)
- 2m x WT --> 3 x SV + 6/100 x B1 (204356 - EZ)
- B ≥ 400 --> 1 x PSWT

TWT PG



L = 2 m (6,6 ft)

		B		PG
		mm	inch	REF
TWT 100	150	100	4"	224245
TWT 200	150	200	8"	224246
TWT 300	150	300	12"	224247
TWT 400	150	400	16"	224248
TWT 500	150	500	20"	224249
TWT 600	150	600	24"	224250



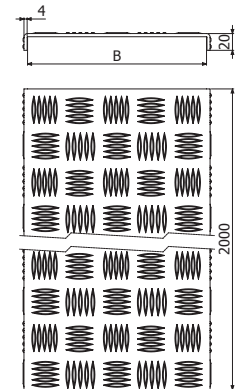
- 1 x PSWT (210180) --> TWT (400 - 600)

TWT AL



L = 2 m (6,6 ft)

		B		AL
		mm	inch	REF
TWT 100	150	100	4	210191
TWT 200	150	200	8	210192
TWT 300	150	300	12	210193
TWT 400	150	400	16	210194
TWT 500	150	500	20	210195
TWT 600	150	600	24	210196



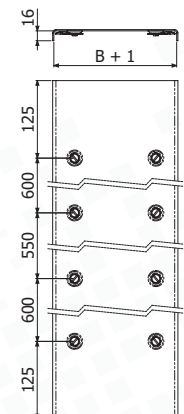
- 6/100 x DIN 7991 M6x16 (210265 - EZ)
- 1 x PSWT (210180) --> TWT (400 - 600)

TSWT PG



L = 2 m (6,6 ft)


	B		PG
	mm	inch	REF
TSWT 100	100	4	210185
TSWT 200	200	8	210186
TSWT 300	300	12	210187
TSWT 400	400	16	210188
TSWT 500	500	20	210189
TSWT 600	600	24	210190




- 1 x PSWT (210180) --> TWT (400 - 600)



CPWT



TCPWT



TSCPWT



CPWT45




TCPWT45




TSCPWT45




TEWT




TTEWT



TSTEWT



CRWT



TCRWT



TSCRWT



CCWT



PSWT



REWT



TFWT



JUWT



SV



B1



DIN 7791

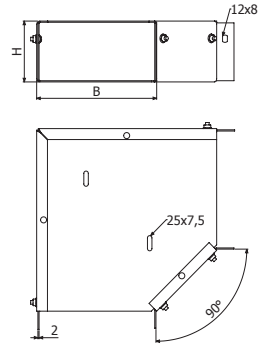


TMK

CPWT




Kg	B		H		PG
	mm	inch	mm	inch	REF
150	100	4	100	4	210152
150	200	8	100	4	210153
150	300	12	100	4	210154
150	400	16	100	4	210155
150	500	20	100	4	210156
150	600	24	100	4	210157



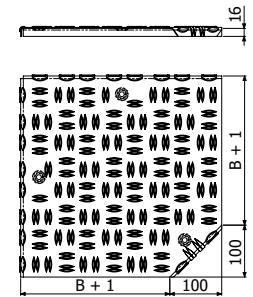
- 4/100 x B1 (204356 -EZ)
- 1 x CPWT --> 1 x SV (B)




TCPWT PG



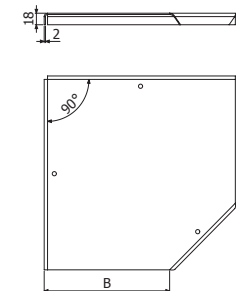
Kg	B		PG
	mm	inch	REF
150	100	4"	224251
150	200	8"	224252
150	300	12"	224253
150	400	16"	224254
150	500	20"	224255
150	600	24"	224256



TSCPWT



B		PG
mm	inch	REF
100	4	210203
200	8	210204
300	12	210205
400	16	210206
500	20	210207
600	24	210208

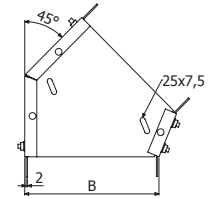
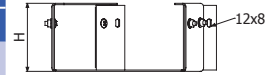


CPWT45



	Kg	B		H		PG
		mm	inch	mm	inch	REF
CPWT45 100X100	150	100	4	100	4	210158
CPWT45 200X100	150	200	8	100	4	210159
CPWT45 300X100	150	300	12	100	4	210160
CPWT45 400X100	150	400	16	100	4	210161
CPWT45 500X100	150	500	20	100	4	210162
CPWT45 600X100	150	600	24	100	4	210164

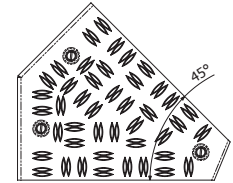
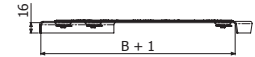
- 4/100 x B1 (204356 -EZ)
- 1 x CPWT45 --> 1 x SV (B)




TCPWT45 PG



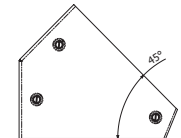
	Kg	B		PG
		mm	inch	REF
TCPWT45 100	150	100	4"	224257
TCPWT45 200	150	200	8"	224258
TCPWT45 300	150	300	12"	224259
TCPWT45 400	150	400	16"	224260
TCPWT45 500	150	500	20"	224261
TCPWT45 600	150	600	24"	224262



TSCPWT45



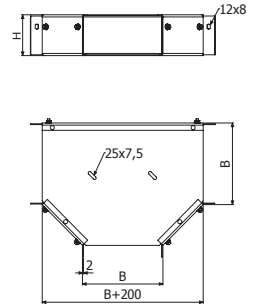
	B		PG
	mm	inch	REF
TSCPWT45 100	100	4	210215
TSCPWT45 200	200	8	210216
TSCPWT45 300	300	12	210217
TSCPWT45 400	400	16	210218
TSCPWT45 500	500	20	210219
TSCPWT45 600	600	24	210220



TEWT




Kg	B		H		PG
	mm	inch	mm	inch	REF
150	100	4	100	4	210165
150	200	8	100	4	210166
150	300	12	100	4	210167
150	400	16	100	4	210168
150	500	20	100	4	210169
150	600	24	100	4	210170



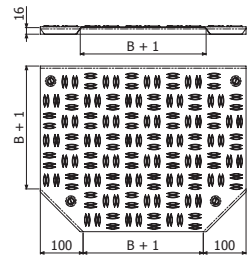
- 6/100 x B1 (204356 -EZ)
- 1 x TEWT --> 1 x SV (B)




TTEWT PG



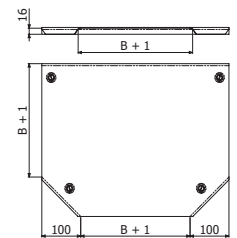
Kg	B		PG
	mm	inch	REF
150	100	4"	224263
150	200	8"	224264
150	300	12"	224265
150	400	16"	224266
150	500	20"	224267
150	600	24"	224268




TSTEWT



B		PG
mm	inch	REF
100	4	210227
200	8	210228
300	12	210229
400	16	210230
500	20	210231
600	24	210232



CRWT

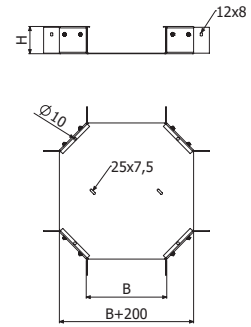


	H		B		PG
	mm	inch	mm	inch	REF
CRWT 100X100	100	4	100	4	210292
CRWT 200X100	100	4	200	8	210293
CRWT 300X100	100	4	300	12	210294
CRWT 400X100	100	4	400	16	210295
CRWT 500X100	100	4	500	20	210296
CRWT 600X100	100	4	600	24	210297

8/100 x B1 (204356 - EZ)

1 x CRWT --> 1 x SV (B)

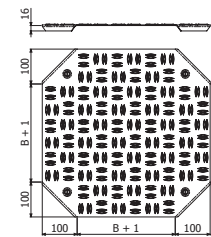
JUWT



TCRWT PG



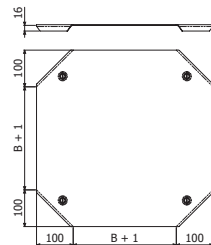
	Kg	B		PG
		mm	inch	REF
TCRWT 100	150	100	4"	224269
TCRWT 200	150	200	8"	224270
TCRWT 300	150	300	12"	224271
TCRWT 400	150	400	16"	224272
TCRWT 500	150	500	20"	224273
TCRWT 600	150	600	24"	224274



TSCRWT



	B		PG
	mm	inch	REF
TSCRWT 100	100	4"	224986
TSCRWT 200	200	8"	224987
TSCRWT 300	300	12"	224988
TSCRWT 400	400	16"	224989
TSCRWT 500	500	20"	224990
TSCRWT 600	600	24"	224991

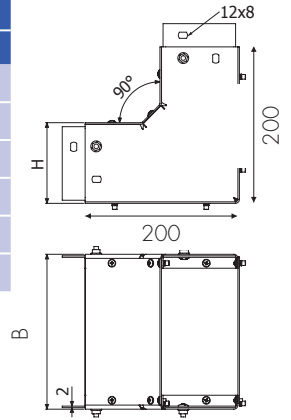


CCWT




	B		H		PG
	mm	inch	mm	inch	REF
CCWT 100X100	100	4	100	4	210171
CCWT 200X100	200	8	100	4	210172
CCWT 300X100	300	12	100	4	210173
CCWT 400X100	400	16	100	4	210174
CCWT 500X100	500	20	100	4	210175
CCWT 600X100	600	24	100	4	210176

4/100 x B1 (204356 - EZ)



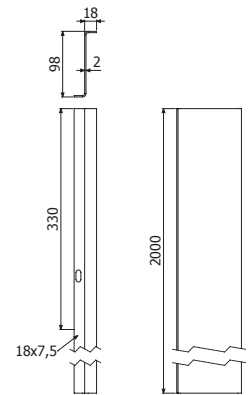
PSWT




L=2m (6,6ft)

	PG
	REF
PSWT 100	210180

4/100 x B1 (204356 - EZ)

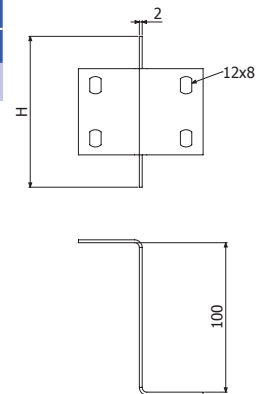


REWT




	H		PG
	mm	inch	REF
REWT 100X100	107	4	210087

2/100 x B1 (204356 - EZ)

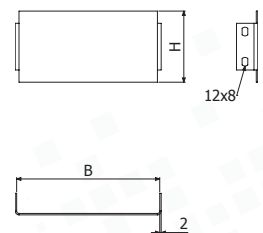


TFWT



	B		H		PG
	mm	inch	mm	inch	REF
TFWT 100X100	100	4	100	4	210240
TFWT 200X100	200	8	100	4	210241
TFWT 300X100	300	12	100	4	210242
TFWT 400X100	400	16	100	4	210243
TFWT 500X100	500	20	100	4	210244
TFWT 600X100	600	24	100	4	210245

2/100 x B1 (204356 - EZ)



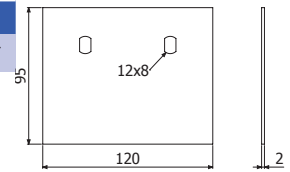
JUWT




JUWT 100

2/100 x B1 (204356 - EZ)

PG
REF
210177



SV



SV 100/150/200/300



SV 400/500/600

SV100

SV200

SV300

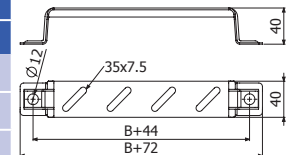
SV400

SV500

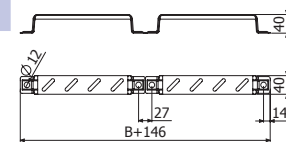
SV600

	B		e	CTA		PG
	mm	inch		kg	lb	
						REF
	100	4"	1,5	276	609	201046
	200	8"	1,5	253	558	201048
	300	12"	1,5	207	456	201049
	400	16"	1,5	506	1116	203413
	500	20"	1,5	460	1014	203414
	600	24"	1,5	414	912	203415

2/100 x B1 (204356 - EZ)



SV 100/150/200/300



SV 400/500/600

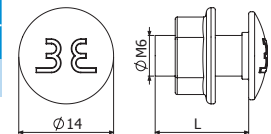
B1



B1 Pack 100u

10

Pap	L	EZ
		REF
N·m	mm	
6	14	204356



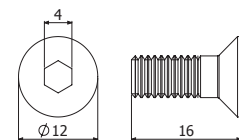
DIN 7991



DIN7991-100 M6X16

4

Pap	EZ	i304
	REF	REF
N·m		
8	210265	224783



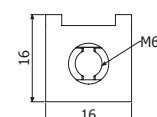
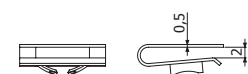
TMK








TMK-100 M6



HDG
REF
210266








B		Filling Area							
		H40 (1 1/2")		H60 (2 3/8")		H80 (3 1/8")		H100 (4")	
mm	inch	cm ²	in ²	cm ²	in ²	cm ²	in ²	cm ²	in ²
80	3 1/7"	30	4,65	-	-	-	-	-	-
120	4 5/7"	46	7,13	70	10,85	-	-	-	-
140	5 1/2"	-	-	-	-	110	17,05	-	-
200	8"	-	-	-	-	158	24,49	198	30,69
300	12"	-	-	-	-	-	-	298	46,19
400	16"	-	-	-	-	-	-	397	61,53
600	24"	-	-	-	-	-	-	597	92,53

CT H40

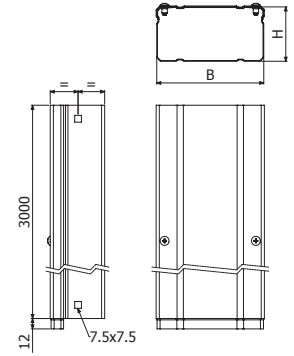


L = 3 m (10 ft)


	H		B		IK	IP	GSP
	mm	inch	mm	inch			REF
CT 40x80	40	1 1/2"	80	3 1/8"	10	65	200151
CT 40x120	40	1 1/2"	120	4 3/4"	10	65	200152

1 x JUCT

6/100 x DIN7985 M4x10 (206818-EZ)



CT H60

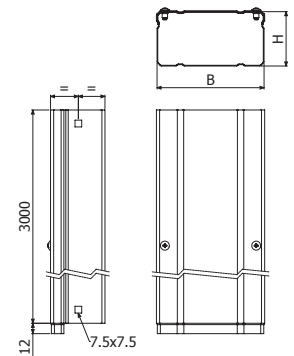


L = 3 m (10 ft)

	H		B		IK	IP	GSP
	mm	inch	mm	inch			REF
CT 60x120	60	2 3/8"	120	4 3/4"	10	65	200153

1 x JUCT

6/100 x DIN7985 M4x10 (206818-EZ)



CT H80

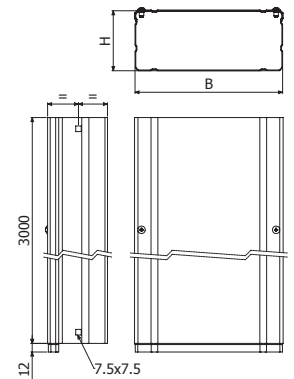


L = 3 m (10 ft)

	H		B		IK	IP	GSP
	mm	inch	mm	inch			REF
CT 80x140	80	3 1/8"	140	5 1/2"	10	65	200154
CT 80x200	80	3 1/8"	200	8"	10	65	200155

1 x JUCT


6/100 x DIN7985 M4x10 (206818-EZ)



CT H100



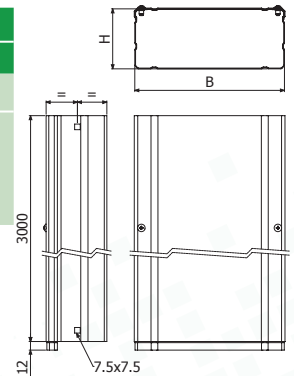
L = 3 m (10 ft)




	H		B		IK	IP	GSP
	mm	inch	mm	inch			REF
CT 100x200	100	4"	200	8"	10	65	200156
CT 100x300	100	4"	300	12"	10	65	200157
CT 100x400	100	4"	400	16"	10	65	205908
CT 100x600	100	4"	600	24"	10	65	200160


1 x JUCT

6/100 x DIN7985 M4x10 (206818-EZ)






CPT



CCCT



CDT




AC



TCCT



TFCT



JUCT



DIN7985





B1



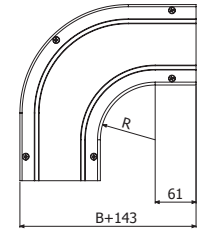
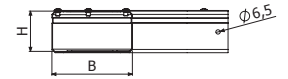
JBP

CPT

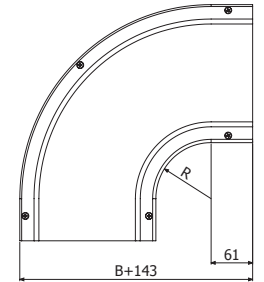
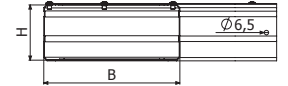


	H		B		R		GSP
	mm	inch	mm	inch	mm	inch	REF
CPT 40X80	40	1 1/2"	80	3 1/8"	82	3 1/4"	200161
CPT 40X120	40	1 1/2"	120	4 3/4"	82	3 1/4"	200162
CPT 60X120	60	2 3/8"	120	4 3/4"	82	3 1/4"	200163
CPT 80X140	80	3 1/8"	140	5 1/2"	82	3 1/4"	200164
CPT 80X200	80	3 1/8"	200	8"	82	3 1/4"	200165
CPT 100X200	100	4"	200	8"	82	3 1/4"	200166
CPT 100X300	100	4"	300	12"	82	3 1/4"	200167
CPT 100X400	100	4"	400	16"	82	3 1/4"	203333
CPT 100X600	100	4"	600	24"	82	3 1/4"	200170

1 x JUCT





CPT H40/60



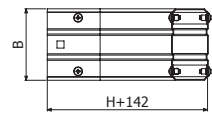
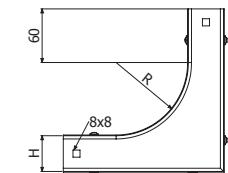
CPT H80/100

CCCT

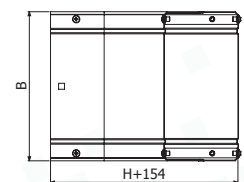
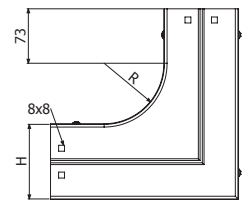


	H		B		R		GSP
	mm	inch	mm	inch	mm	inch	REF
CCCT 40X80	40	1 1/2"	80	3 1/8"	82	3 1/4"	200171
CCCT 40X120	40	1 1/2"	120	4 3/4"	82	3 1/4"	200172
CCCT 60X120	60	2 3/8"	120	4 3/4"	82	3 1/4"	200173
CCCT 80X140	80	3 1/8"	140	5 1/2"	82	3 1/4"	200174
CCCT 80X200	80	3 1/8"	200	8"	82	3 1/4"	200175
CCCT 100X200	100	4"	200	8"	82	3 1/4"	200176
CCCT 100X300	100	4"	300	12"	82	3 1/4"	200177
CCCT 100X400	100	4"	400	16"	82	3 1/4"	200178
CCCT 100X600	100	4"	600	24"	82	3 1/4"	200180

1 x JUCT




CCCT H40/60/80




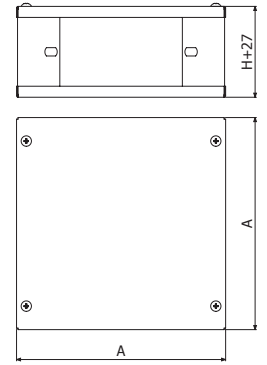
CCCT H100

CDT



	H		A		GSP
	mm	inch	mm	inch	REF
CDT 40	40	1 1/2"	203	8"	200191
CDT 60	60	2 3/8"	203	8"	200192
CDT 80	80	3 1/8"	283	11"	200193
CDT 100	100	4"	383	15"	200194
CDT 100X400	100	4"	483	19"	203610
CDT 100X600	100	4"	683	27"	204203

🔧 4/100 x B1 (204356) +  / 

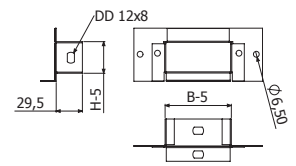


AC H40



	H		B		GSP
	mm	inch	mm	inch	REF
AC 40/40X80	40	1 1/2"	80	3 1/8"	200195
AC 40/40X120	40	1 1/2"	120	4 3/4"	200196

🔧 AC -> CT : 3/100 x B1 (204356)

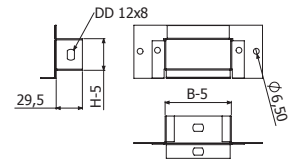


AC H60



	H		B		GSP
	mm	inch	mm	inch	REF
AC 60/40X80	40	1 1/2"	80	3 1/8"	200197
AC 60/40X120	40	1 1/2"	120	4 3/4"	200198
AC 60/60X120	60	2 3/8"	120	4 3/4"	200199

🔧 AC -> CT : 3/100 x B1 (204356)

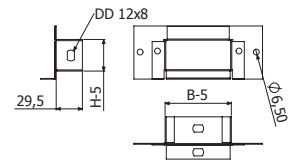


AC H80



	H		B		GSP
	mm	inch	mm	inch	REF
AC 80/40X80	40	1 1/2"	80	3 1/8"	200200
AC 80/40X120	40	1 1/2"	120	4 3/4"	200201
AC 80/60X120	60	2 3/8"	120	4 3/4"	200202
AC 80/80X140	80	3 1/8"	140	5 1/2"	200203
AC 80/80X200	80	3 1/8"	200	8"	200204

🔧 AC -> CT : 3/100 x B1 (204356)

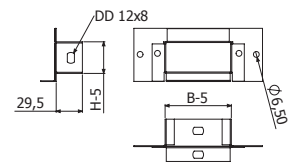


AC H100



	H		B		GSP
	mm	inch	mm	inch	REF
AC 100/40X80	40	1 1/2"	80	3 1/8"	200205
AC 100/40X120	40	1 1/2"	120	4 3/4"	200206
AC 100/60X120	60	2 3/8"	120	4 3/4"	200207
AC 100/80X140	80	3 1/8"	140	5 1/2"	200208
AC 100/80X200	80	3 1/8"	200	8"	200209
AC 100/100X200	100	4"	200	8"	200210
AC 100/100X300	100	4"	300	12"	200211
AC 100/100X400	100	4"	400	16"	200212
AC 100/100X600	100	4"	600	24"	204867

🔧 AC -> CT : 3/100 x B1 (204356)

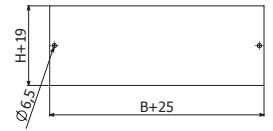


TCCT





	H		B		GSP
	mm	inch	mm	inch	REF
TCCT 40	40	1 1/2"	120	4 3/4"	200223
TCCT 60	60	2 3/8"	120	4 3/4"	200224
TCCT 80	80	3 1/8"	200	8"	200225
TCCT 100	100	4"	300	12"	200226
TCCT 100X400	100	4"	400	16"	204866
TCCT 100X600	100	4"	600	24"	205931

2/100 x B1 (204356)

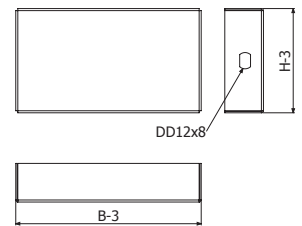


TFCT





	H		B		GSP
	mm	inch	mm	inch	REF
TFCT 40X80	40	1 1/2"	80	3 1/8"	200213
TFCT 40X120	40	1 1/2"	120	4 3/4"	200214
TFCT 60X120	60	2 3/8"	120	4 3/4"	200215
TFCT 80X140	80	3 1/8"	140	5 1/2"	200216
TFCT 80X200	80	3 1/8"	200	8"	200217
TFCT 100X200	100	4"	200	8"	200218
TFCT 100X300	100	4"	300	12"	200219
TFCT 100X400	100	4"	400	16"	200220
TFCT 100X600	100	4"	600	24"	200222

2/100 x B1 (204356)

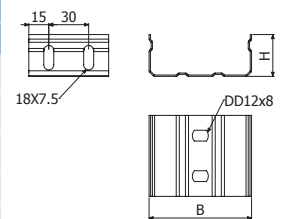


JUCT

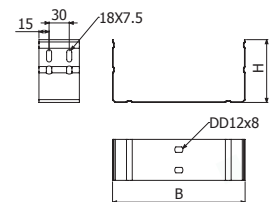


	H		B		GS
	mm	inch	mm	inch	REF
JUCT 40X80	40	1 1/2"	80	3 1/8"	200181
JUCT 40X120	40	1 1/2"	120	4 3/4"	200182
JUCT 60X120	60	2 3/8"	120	4 3/4"	200183
JUCT 80X140	80	3 1/8"	140	5 1/2"	200184
JUCT 80X200	80	3 1/8"	200	8"	200185
JUCT 100X200	100	4"	200	8"	200186
JUCT 100X300	100	4"	300	12"	200187
JUCT 100X400	100	4"	400	16"	205907
JUCT 100X600	100	4"	600	24"	200190

6/100 x B1 (204356)



JUCT H40/60



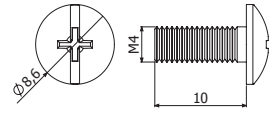
JUCT H80/100

DIN 7985



DIN7985-100 M4X10

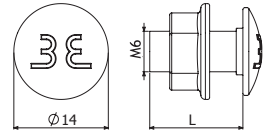
Pap	EZ
N-m	REF
4	206818



B1



	L mm	Pap N-m	EZ REF	GC REF	i304 REF.
B1-100	14	6	204356	206826	-
B1-100	20	6	-	-	204925




JBP








L = 1 m (3 ft)

	BP
	REF
JBP	200227







B		Filling Area					
		H40 (1 1/2")		H60 (2 3/8")		H80 (3 1/8")	
mm	inch	cm ²	in ²	cm ²	in ²	cm ²	in ²
80	3 1/8"	30	4,65	-	-	-	-
120	4 3/4"	46	7,13	70	10,85	-	-
140	5 1/2"	-	-	-	-	110	17,05

CTI H40

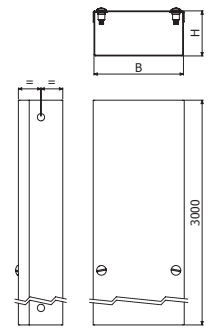


L = 3 m (10 ft)

	H		B		IK	IP	i304
	mm	inch	mm	inch			REF
CTI 40X80	40	1 1/2"	80	3 1/8"	10	65	206021
CTI 40X120	40	1 1/2"	120	4 3/4"	10	65	206762

1 x JUCTI

6/100 x DIN85 M4x10 (217550-i304)



CT H60

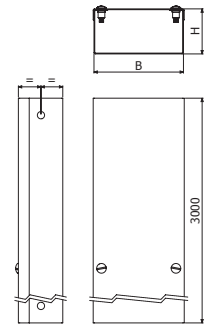


L = 3 m (10 ft)

	H		B		IK	IP	i304
	mm	inch	mm	inch			REF
CTI 60X120	60	2 3/8"	120	4 3/4"	10	65	207007

1 x JUCTI

6/100 x DIN85 M4x10 (217550-i304)



CT H80

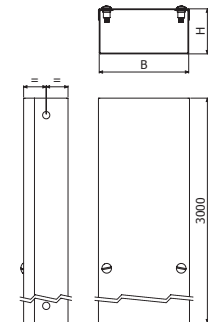


L = 3 m (10 ft)

	H		B		IK	IP	i304
	mm	inch	mm	inch			REF
CTI 80X140	80	3 1/8"	140	5 1/2"	10	65	205184

1 x JUCTI

6/100 x DIN85 M4x10 (217550-i304)






L > 100m
EN 50085



NO + MO/A1
EN 50085
UNE 201010



120°C -25°C
EN 50085



IEC 61537



20J
EN 50085




OK




IP65 IP53
CJBP SJBP
IEC 60529



IK10
IEC 50102



CPTI



CCCTI



CDTI



ACI



TCCTI



TFCTI



JUCTI



TIP65

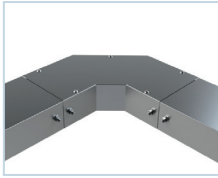


DIN85



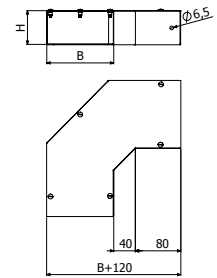
JBP

CPTI




	H		B		i304
	mm	inch	mm	inch	REF
CPTI 40X80	40	1 1/2"	80	3 1/8"	207008
CPTI 40X120	40	1 1/2"	120	4 3/4"	209985
CPTI 60X120	60	2 3/8"	120	4 3/4"	207009
CPTI 80X140	80	3 1/8"	140	5 1/2"	207010

  1 x JUCTI

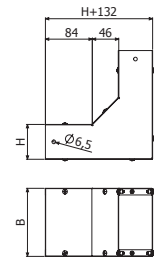


CCCTI

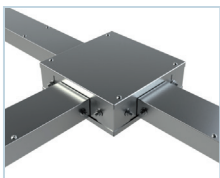


	H		B		R		i304
	mm	inch	mm	inch	mm	inch	REF
CCCTI 40X80	40	1 1/2"	80	3 1/8"	82	3 1/4"	207040
CCCTI 40X120	40	1 1/2"	120	4 3/4"	82	3 1/4"	209986
CCCTI 60X120	60	2 3/8"	120	4 3/4"	82	3 1/4"	207041
CCCTI 80X140	80	3 1/8"	140	5 1/2"	82	3 1/4"	207042



  1 x JUCTI

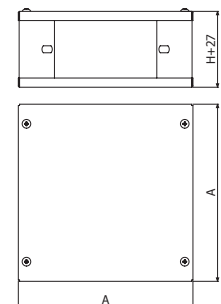


CDTI



	H		B		i304
	mm	inch	mm	inch	REF
CDTI 40	40	1 1/2"	203	8"	207043
CDTI 60	60	2 3/8"	203	8"	207044
CDTI 80	80	3 1/8"	283	11"	206360

 x/100 x B1 (204925) +  / 

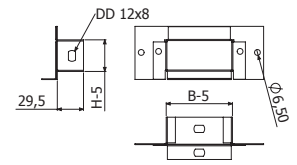


ACI




	CDT	H		B		i304
		mm	inch	mm	inch	REF
ACI 40/40X80	40	40	1 1/2"	80	3 1/8"	207049
ACI 40/40X120	40	40	1 1/2"	120	4 3/4"	209987
ACI 60/40X80	60	40	1 1/2"	80	3 1/8"	208226
ACI 60/40X120	60	40	1 1/2"	120	4 3/4"	209988
ACI 60/60X120	60	60	2 3/8"	120	4 3/4"	207050
ACI 80/80X140	80	80	3 1/8"	140	5 1/2"	207051

3/100 x B1 (204925)

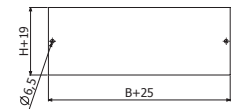


TCI




	H		B		i304
	mm	inch	mm	inch	REF
TCI 40	40	1 1/2"	120	4 3/4"	207045
TCI 60	60	2 3/8"	120	4 3/4"	207046
TCI 80	80	3 1/8"	200	8"	207047

2/100 x B1 (204925)

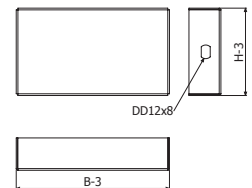


TFI

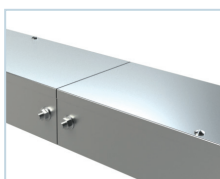



	H		B		i304
	mm	inch	mm	inch	REF
TFI 40X80	40	1 1/2"	80	3 1/8"	206023
TFI 40X120	40	1 1/2"	120	4 3/4"	207077
TFI 60X120	60	2 3/8"	120	4 3/4"	207048
TFI 80X140	80	3 1/8"	140	5 1/2"	205186

2/100 x B1 (204925)

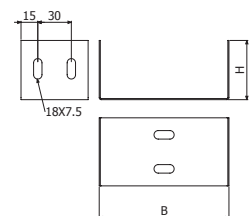


JUCTI




	H		B		i304
	mm	inch	mm	inch	REF
JUCTI 40X80	40	1 1/2"	80	3 1/8"	206022
JUCTI 40X120	40	1 1/2"	120	4 3/4"	207078
JUCTI 60X120	60	2 3/8"	120	4 3/4"	207053
JUCTI 80X140	80	3 1/8"	140	5 1/2"	205185

6/100 x B1 (204925)

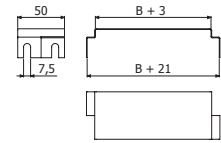


TIP65



	B		i304
	mm	inch	REF
TIP65 40X80	80	3 1/8"	207213
TIP65 40X120	120	4 3/4"	207216
TIP65 60X120	120	4 3/4"	207225
TIP65 80X140	140	5 1/2"	208227

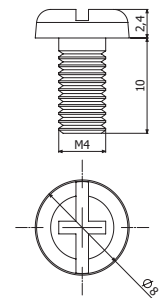
2/100 x DIN6923 M6 (217554)



DIN85



	Pap	i304
	N-m	REF
DIN85-100 M4X10	4	217550

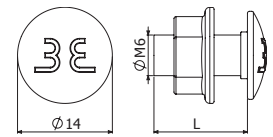


B1



	Pap	L	i304
	N-m	mm	REF
B1-100	6	20	204925

10



JBP



L = 1 m (3 ft)

	BP
	REF
JBP	200227

IP65

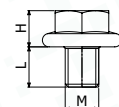
H100-150 8 x DIN6921 M5x6 (100u-Pack: 227501-EZ)

DIN6921



	M	L	A	DExt.	EZ	
					REF	
DIN6921 M5x6 Pack 100u	100	M5	6	8	11,5	227501

8










BasorTRAY



PRE-GALVANIZED




H60 (2 3/8")				
B	Filling Area	Max. Filling*		
		2m	2,5m	3m
mm	cm ²			
100	45	100%	100%	100%
150	67	100%	100%	100%
200	89	100%	100%	100%
300	134	100%	100%	100%
400	178	100%	100%	100%
500	223	100%	100%	100%
600	267	100%	100%	100%

H75 (3")				
B	Filling Area	Max. Filling*		
		2m	2,5m	3m
mm	cm ²			
100	59	100%	100%	100%
150	89	100%	100%	100%
200	118	100%	100%	100%
300	177	100%	100%	100%
400	236	100%	100%	100%
500	295	100%	100%	100%
600	354	100%	100%	100%

H100 (4")				
B	Filling Area	Max. Filling*		
		2m	2,5m	3m
mm	cm ²			
100	84	100%	100%	100%
150	126	100%	100%	100%
200	168	100%	100%	100%
300	252	100%	100%	100%
400	336	100%	100%	100%
500	420	100%	100%	100%
600	504	100%	100%	100%

*Maximum filling depending on support span (m) considering a cable load of 0,23 kg/(m·cm²)

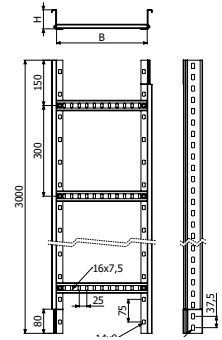
FER H60




L = 3 m / 10 FT

	B		H		PG
	mm	inch	mm	inch	REF.
FER 150X60	150	6"	63	2 1/2"	228445
FER 200X60	200	8"	63	2 1/2"	228446
FER 300X60	300	12"	63	2 1/2"	228447
FER 400X60	400	16"	63	2 1/2"	228448
FER 500X60	500	20"	63	2 1/2"	228449
FER 600X60	600	24"	63	2 1/2"	228450

H60 4x B2 (100u-Pack 204926 - EZ)



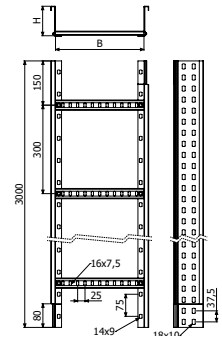
FER H100




L = 3 m / 10 FT

	B		H		PG
	mm	inch	mm	inch	REF.
FER 150X100	150	6"	100	4"	228461
FER 200X100	200	8"	100	4"	228462
FER 300X100	300	12"	100	4"	228463
FER 400X100	400	16"	100	4"	228464
FER 500X100	500	20"	100	4"	228465
FER 600X100	600	24"	100	4"	228466

H100 8 x B2 (100u-Pack 204926 - EZ)



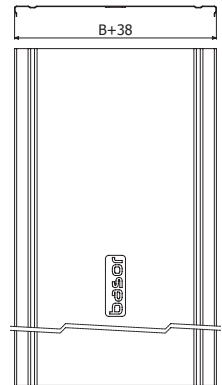
TFEL







L = 3 m / 10 FT

	B		PG
	mm	inch	REF.
TFEL 150	150	6"	224660
TFEL 200	200	8"	224661
TFEL 300	300	12"	224662
TFEL 400	400	16"	224663
TFEL 500	500	20"	224664
TFEL 600	600	24"	224665

4 x PTFE (207054 - i304) => 1 x TFEL





TFE / TFEL



CPFER



CCXFER




TEFER



CRFER



REFE



PS



JUFE



JUFE-A

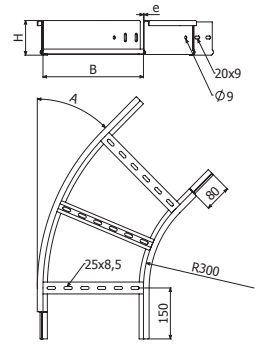


JUFE-B

CPFER



	B		H		PG
	mm	inch	mm	inch	REF.
CPFER-300 150x60	150	6"	60	2 3/8"	224666
CPFER-300 200x60	200	8"	60	2 3/8"	224667
CPFER-300 300x60	300	12"	60	2 3/8"	224668
CPFER-300 400x60	400	16"	60	2 3/8"	224669
CPFER-300 500x60	500	20"	60	2 3/8"	224670
CPFER-300 600x60	600	24"	60	2 3/8"	224671
CPFER-300 150x100	150	6"	100	4"	228897
CPFER-300 200x100	200	8"	100	4"	228898
CPFER-300 300x100	300	12"	100	4"	228899
CPFER-300 400x100	400	16"	100	4"	228900
CPFER-300 500x100	500	20"	100	4"	228901
CPFER-300 600x100	600	24"	100	4"	228902



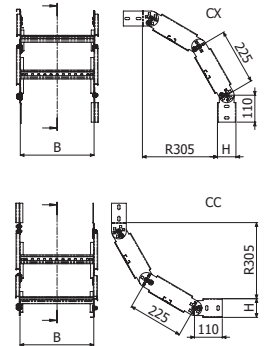
H60 4x B2 (100u-Pack 204926 - EZ)

H100 8 x B2 (100u-Pack 204926 - EZ)

CCXFER



	B		H		PG
	mm	inch	mm	inch	REF.
CCXFER 150x60	150	6"	60	2 3/8"	224684
CCXFER 200x60	200	8"	60	2 3/8"	224685
CCXFER 300x60	300	12"	60	2 3/8"	224686
CCXFER 400x60	400	16"	60	2 3/8"	224687
CCXFER 500x60	500	20"	60	2 3/8"	224688
CCXFER 600x60	600	24"	60	2 3/8"	224689
CCXFER 150x100	150	6"	100	4"	228903
CCXFER 200x100	200	8"	100	4"	228904
CCXFER 300x100	300	12"	100	4"	228905
CCXFER 400x100	400	16"	100	4"	228906
CCXFER 500x100	500	20"	100	4"	228907
CCXFER 600x100	600	24"	100	4"	228908



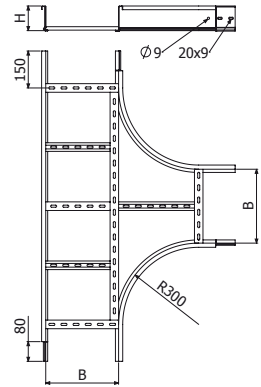
H60 4x B2 (100u-Pack 204926 - EZ)

H100 8 x B2 (100u-Pack 204926 - EZ)

TEFER



	B		H		PG
	mm	inch	mm	inch	REF.
TEFER-300 150x60	150	6"	60	2 3/8"	224702
TEFER-300 200x60	200	8"	60	2 3/8"	224703
TEFER-300 300x60	300	12"	60	2 3/8"	224704
TEFER-300 400x60	400	16"	60	2 3/8"	224705
TEFER-300 500x60	500	20"	60	2 3/8"	224706
TEFER-300 600x60	600	24"	60	2 3/8"	224707
TEFER-300 150x100	150	6"	100	4"	228909
TEFER-300 200x100	200	8"	100	4"	228910
TEFER-300 300x100	300	12"	100	4"	228911
TEFER-300 400x100	400	16"	100	4"	228912
TEFER-300 500x100	500	20"	100	4"	228913
TEFER-300 600x100	600	24"	100	4"	228914



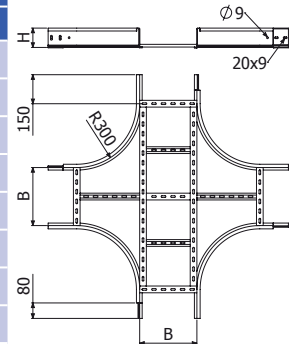
H60 4x B2 (100u-Pack 204926 - EZ)

H100 8 x B2 (100u-Pack 204926 - EZ)

CRFER



	B		H		PG
	mm	inch	mm	inch	REF.
CRFER-300 150x60	150	6"	60	2 3/8"	224720
CRFER-300 200x60	200	8"	60	2 3/8"	224721
CRFER-300 300x60	300	12"	60	2 3/8"	224722
CRFER-300 400x60	400	16"	60	2 3/8"	224723
CRFER-300 500x60	500	20"	60	2 3/8"	224724
CRFER-300 600x60	600	24"	60	2 3/8"	224725
CRFER-300 150x100	150	6"	100	4"	228915
CRFER-300 200x100	200	8"	100	4"	228916
CRFER-300 300x100	300	12"	100	4"	228917
CRFER-300 400x100	400	16"	100	4"	228918
CRFER-300 500x100	500	20"	100	4"	228919
CRFER-300 600x100	600	24"	100	4"	228920



H60 4x B2 (100u-Pack 204926 - EZ)

H100 8 x B2 (100u-Pack 204926 - EZ)

JUFE /A/B



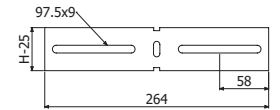
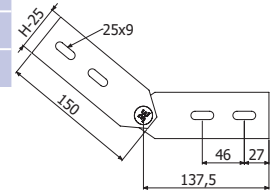
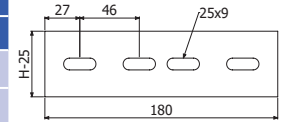

JUFE




JUFE-B

	B		H		PG
	mm	inch	mm	inch	REF.
JUFE 60	-	-	60	2 3/8"	224738
JUFE 100	-	-	100	4"	228926
JUFE-A 60	-	-	60	2 3/8"	224740
JUFE-A 100	-	-	100	4"	228927
JUFE-B 60	-	-	60	2 3/8"	224742
JUFE-B 100	-	-	100	4"	228928

4/100 x B2 (204926 - EZ)



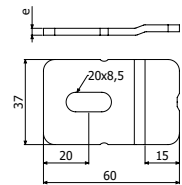
BFE



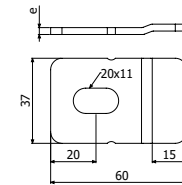
	e	PG	HDG	e	i304
	mm	REF.	REF.	mm	REF.
BFE 6/8	3	225462	200863	1,5	203293
BFE 10	3	-	200864	1,5	218531

BFE 6/8 --> SHL --> B2 (206792 - HDG)

SP4/SP4D + BFE 10 --> DIN933 10X30 (217559 - EZ / 217547 - i304) + TM41 M10 (217551 - EZ / 217584 - HDG / 218525 - i304) + DIN125 M10 (217561 - EZ / 217542 - i304)




BFE 6/8



BFE 10

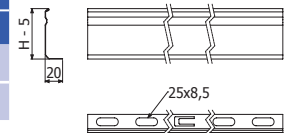
PS



L = 3 m (10 ft)

	H		PG
	mm	inch	REF.
PS 35	35	1 3/8"	203476
PS 60	60	2"	202066

3 x (ISO7380-2 M6x25 (100u-Pack: 225576-EZ) + DIN6923 M6 (217552 - EZ)
PS 35 H60
PS 60 H75



BFEP





BFEP




BFEP-E50

	PG
	REF.
BFEP	228929
BFEP-E50	228730

1 x B2 (100u-Pack 204926 - EZ)

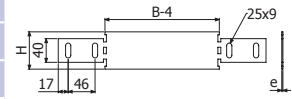


REFE

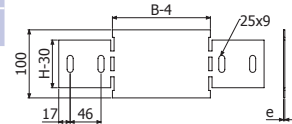


	B		H		PG
	mm	inch	mm	inch	REF.
REFE 50x60	50	2"	60	2 3/8"	224744
REFE 100x60	100	4"	60	2 3/8"	224745
REFE 150x60	150	6"	60	2 3/8"	224746
REFE 200x60	200	8"	60	2 3/8"	224747
REFE 50x100	50	2"	100	4"	228941
REFE 100x100	100	4"	100	4"	228942
REFE 150x100	150	6"	100	4"	228943
REFE 200x100	200	8"	100	4"	228944

4/100 x B2 (204926 - EZ)




REFE H60



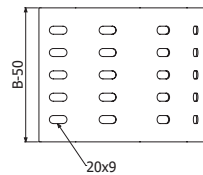
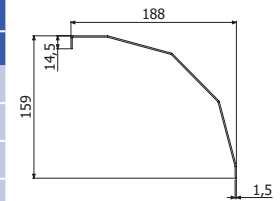
REFE H75/100

BJCFER



	e	PG
	mm	REF
BJCFER 150	1,5	225543
BJCFER 200	1,5	225544
BJCFER 300	1,5	225545
BJCFER 400	1,5	225546
BJCFER 500	1,5	225547
BJCFER 600	1,5	225548

2/100 x B2 (206792 - HDG)
2/100 x B2 (204926 - EZ)

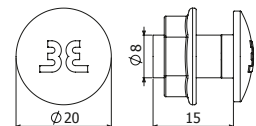



B2






	Pap	EZ	i304
	N-m	REF	REF
B2 Pack 100u	15	204926	205392

13







B		Filling Area		Max. Filling				
mm	inch	cm ²	in ²	2	3	4	5	6
100	4	45	7,0	100%	100%	100%	100%	100%
150	6	67	10,4	100%	100%	100%	100%	100%
200	8	89	13,8	100%	100%	100%	100%	100%
300	12	134	20,8	100%	100%	100%	100%	81%
400	16	178	27,6	100%	100%	100%	78%	61%
500	20	223	36,1	100%	100%	100%	62%	49%
600	24	267	41,4	100%	100%	90%	52%	41%

*Maximum filling depending on support span (m) considering a cable load of 0,23 kg/(m·cm²)

FE H60

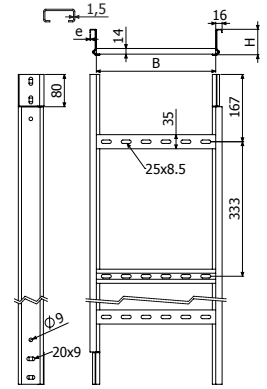


L = 3 m (10 ft)




B		H		e	HDG
mm	inch	mm	inch	mm	REF
100	4"	63	2 1/2"	1,5	200749
150	6"	63	2 1/2"	1,5	200750
200	8"	63	2 1/2"	1,5	200751
300	12"	63	2 1/2"	1,5	200752
400	16"	63	2 1/2"	1,5	200753
500	20"	63	2 1/2"	1,5	200754
600	24"	63	2 1/2"	1,5	200755

4/100 x B2 (206792 - HDG)



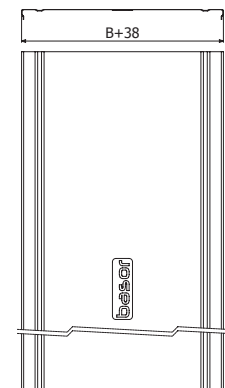
TFE



L = 3 m (10 ft)
400/500/600 - L= 2 m (6,56 ft)

B		e	HDG
mm	inch	mm	REF
100	4"	1,5	204937
150	6"	1,5	204472
200	8"	1,5	204473
300	12"	1,5	203579
400	16"	1,5	204430
500	20"	1,5	204509
600	24"	1,5	204494

4 x PTFE/PTFE-E60 -> 1 x TFE



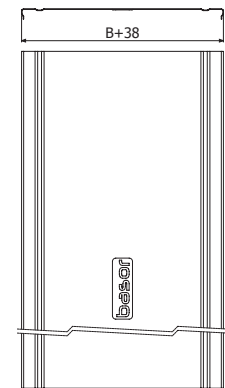
TFEL



L = 3 m (10 ft)
400/500/600 - L= 2 m (6,56 ft)

B		e	HDG
mm	inch	mm	REF
100	4"	0,8	210000
150	6"	0,8	210001
200	8"	0,8	210002
300	12"	0,8	210003
400	16"	1	210004
500	20"	1	210005
600	24"	1	210006

4 x PTFE/PTFE-E60 -> 1 x TFEL

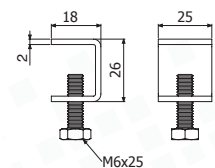






PTFE



Pap	e	i304	i316
N-m	mm	REF	REF
6	2	207054	218568

4 x PTFE => 1 x TFE / TFEL





TFE



CPFE



CCFE



CXFE



CCXFE




TEFE



CRFE



REFE



BFE



PTFE



BEV




JUFE-A



JUFE



JUFE-B



PS



BJCFE

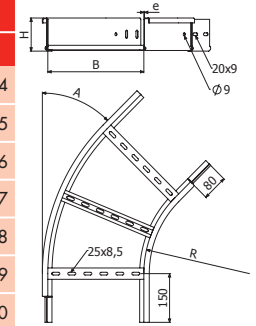


B2

CPFE




	B		H		e	HDG			
	mm	inch	mm	inch		30°	45°	60°	90°
CPFE-300 100X60X1.5	100	4"	63	2 1/2"	1,5	217613	217620	217627	217634
CPFE-300 150X60X1.5	150	6"	63	2 1/2"	1,5	217614	217621	217628	217635
CPFE-300 200X60X1.5	200	8"	63	2 1/2"	1,5	217615	217622	217629	217636
CPFE-300 300X60X1.5	300	12"	63	2 1/2"	1,5	217616	217623	217630	217637
CPFE-300 400X60X1.5	400	16"	63	2 1/2"	1,5	217617	217624	217631	217638
CPFE-300 500X60X1.5	500	20"	63	2 1/2"	1,5	217618	217625	217632	217639
CPFE-300 600X60X1.5	600	24"	63	2 1/2"	1,5	217619	217626	217633	217640
CPFE-600 100X60X1.5	100	4"	63	2 1/2"	1,5	217641	217648	217655	217662
CPFE-600 150X60X1.5	150	6"	63	2 1/2"	1,5	217642	217649	217656	217663
CPFE-600 200X60X1.5	200	8"	63	2 1/2"	1,5	217643	217650	217657	217664
CPFE-600 300X60X1.5	300	12"	63	2 1/2"	1,5	217644	217651	217658	217665
CPFE-600 400X60X1.5	400	16"	63	2 1/2"	1,5	217645	217652	217659	217666
CPFE-600 500X60X1.5	500	20"	63	2 1/2"	1,5	217646	217653	217660	217667
CPFE-600 600X60X1.5	600	24"	63	2 1/2"	1,5	217647	217654	217661	217668



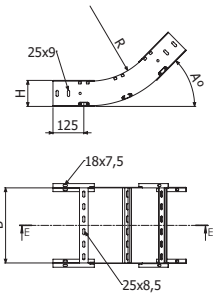
4/100 x B2 (206792 - HDG)



CCFE



	B		H		e	HDG			
	mm	inch	mm	inch		30°	45°	60°	90°
CCFE-300 100X60X1.5	100	4"	63	2 1/2"	1,5	217669	217676	217683	217690
CCFE-300 150X60X1.5	150	6"	63	2 1/2"	1,5	217670	217677	217684	217691
CCFE-300 200X60X1.5	200	8"	63	2 1/2"	1,5	217671	217678	217685	217692
CCFE-300 300X60X1.5	300	12"	63	2 1/2"	1,5	217672	217679	217686	217693
CCFE-300 400X60X1.5	400	16"	63	2 1/2"	1,5	217673	217680	217687	217694
CCFE-300 500X60X1.5	500	20"	63	2 1/2"	1,5	217674	217681	217688	217695
CCFE-300 600X60X1.5	600	24"	63	2 1/2"	1,5	217675	217682	217689	217696
CCFE-600 100X60X1.5	100	4"	63	2 1/2"	1,5	217697	217704	217711	217718
CCFE-600 150X60X1.5	150	6"	63	2 1/2"	1,5	217698	217705	217712	217719
CCFE-600 200X60X1.5	200	8"	63	2 1/2"	1,5	217699	217706	217713	217720
CCFE-600 300X60X1.5	300	12"	63	2 1/2"	1,5	217700	217707	217714	217721
CCFE-600 400X60X1.5	400	16"	63	2 1/2"	1,5	217701	217708	217715	217722
CCFE-600 500X60X1.5	500	20"	63	2 1/2"	1,5	217702	217709	217716	217723
CCFE-600 600X60X1.5	600	24"	63	2 1/2"	1,5	217703	217710	217717	217724



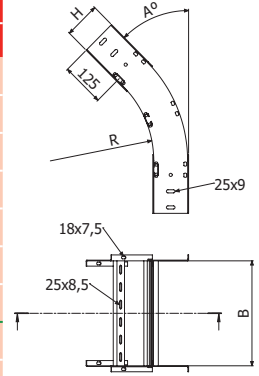
4 x JUF6



CXFE



	B		H		e	HDG			
	mm	inch	mm	inch		30°	45°	60°	90°
CXFE-300 100X60X1.5	100	4"	63	2 1/2"	1,5	217725	217732	217739	217746
CXFE-300 150X60X1.5	150	6"	63	2 1/2"	1,5	217726	217733	217740	217747
CXFE-300 200X60X1.5	200	8"	63	2 1/2"	1,5	217727	217734	217741	217748
CXFE-300 300X60X1.5	300	12"	63	2 1/2"	1,5	217728	217735	217742	217749
CXFE-300 400X60X1.5	400	16"	63	2 1/2"	1,5	217729	217736	217743	217750
CXFE-300 500X60X1.5	500	20"	63	2 1/2"	1,5	217730	217737	217744	217751
CXFE-300 600X60X1.5	600	24"	63	2 1/2"	1,5	217731	217738	217745	217752
CXFE-600 100X60X1.5	100	4"	63	2 1/2"	1,5	217753	217760	217767	217774
CXFE-600 150X60X1.5	150	6"	63	2 1/2"	1,5	217754	217761	217768	217775
CXFE-600 200X60X1.5	200	8"	63	2 1/2"	1,5	217755	217762	217769	217776
CXFE-600 300X60X1.5	300	12"	63	2 1/2"	1,5	217756	217763	217770	217777
CXFE-600 400X60X1.5	400	16"	63	2 1/2"	1,5	217757	217764	217771	217778
CXFE-600 500X60X1.5	500	20"	63	2 1/2"	1,5	217758	217765	217772	217779
CXFE-600 600X60X1.5	600	24"	63	2 1/2"	1,5	217759	217766	217773	217780



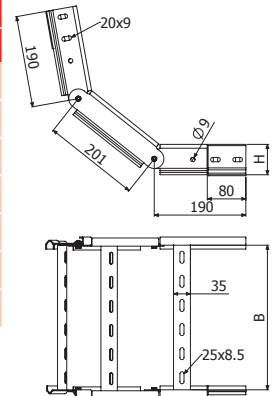
4 x JUFE



CCXFE H60




	B		H		e	HDG
	mm	inch	mm	inch		
CCXFE 100X60X1.5	100	4"	63	2 1/2"	1,5	205222
CCXFE 150X60X1.5	150	6"	63	2 1/2"	1,5	205223
CCXFE 200X60X1.5	200	8"	63	2 1/2"	1,5	205224
CCXFE 300X60X1.5	300	12"	63	2 1/2"	1,5	205225
CCXFE 400X60X1.5	400	16"	63	2 1/2"	1,5	205226
CCXFE 500X60X1.5	500	20"	63	2 1/2"	1,5	205227
CCXFE 600X60X1.5	630	24"	63	2 1/2"	1,5	205228



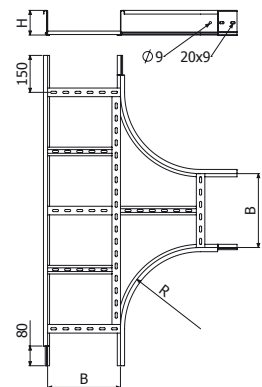
4/100 x B2 (206792 - HDG)



TEFE



	R		B		H		e	HDG
	mm	inch	mm	inch	mm	inch		
TEFE-300 100X60X1.5	300	12"	100	4"	63	2 1/2"	1,5	217781
TEFE-300 150X60X1.5	300	12"	150	6"	63	2 1/2"	1,5	217782
TEFE-300 200X60X1.5	300	12"	200	8"	63	2 1/2"	1,5	217783
TEFE-300 300X60X1.5	300	12"	300	12"	63	2 1/2"	1,5	217784
TEFE-300 400X60X1.5	300	12"	400	16"	63	2 1/2"	1,5	217785
TEFE-300 500X60X1.5	300	12"	500	20"	63	2 1/2"	1,5	217786
TEFE-300 600X60X1.5	300	12"	630	24"	63	2 1/2"	1,5	217787
TEFE-600 100X60X1,5	600	24"	100	4"	63	2 1/2"	1,5	217788
TEFE-600 150X60X1,5	600	24"	150	6"	63	2 1/2"	1,5	217789
TEFE-600 200X60X1,5	600	24"	200	8"	63	2 1/2"	1,5	217790
TEFE-600 300X60X1,5	600	24"	300	12"	63	2 1/2"	1,5	217791
TEFE-600 400X60X1,5	600	24"	400	16"	63	2 1/2"	1,5	217792
TEFE-600 500X60X1,5	600	24"	500	20"	63	2 1/2"	1,5	217793
TEFE-600 600X60X1,5	600	24"	630	24"	63	2 1/2"	1,5	217794



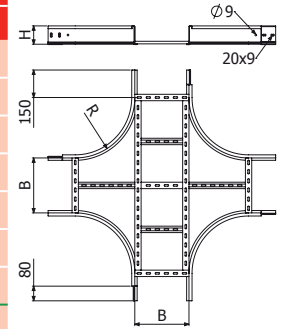
4/100 x B2 (206792 - HDG)



CRFE



	R		B		H		e	HDG
	mm	inch	mm	inch	mm	inch	mm	REF
CRFE-300 100X60X1,5	300	12"	100	4"	63	2 1/2"	1,5	217795
CRFE-300 150X60X1,5	300	12"	150	6"	63	2 1/2"	1,5	217796
CRFE-300 200X60X1,5	300	12"	200	8"	63	2 1/2"	1,5	217797
CRFE-300 300X60X1,5	300	12"	300	12"	63	2 1/2"	1,5	217798
CRFE-300 400X60X1,5	300	12"	400	16"	63	2 1/2"	1,5	217799
CRFE-300 500X60X1,5	300	12"	500	20"	63	2 1/2"	1,5	217800
CRFE-300 600X60X1,5	300	12"	630	24"	63	2 1/2"	1,5	217801
CRFE-600 100X60X1,5	600	24"	100	4"	63	2 1/2"	1,5	217802
CRFE-600 150X60X1,5	600	24"	150	6"	63	2 1/2"	1,5	217803
CRFE-600 200X60X1,5	600	24"	200	8"	63	2 1/2"	1,5	217804
CRFE-600 300X60X1,5	600	24"	300	12"	63	2 1/2"	1,5	217805
CRFE-600 400X60X1,5	600	24"	400	16"	63	2 1/2"	1,5	217806
CRFE-600 500X60X1,5	600	24"	500	20"	63	2 1/2"	1,5	217807
CRFE-600 600X60X1,5	600	24"	630	24"	63	2 1/2"	1,5	217808



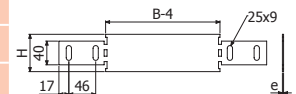
4/100 x B2 (206792 - HDG)



REFE H60




	B		H		e	HDG
	mm	inch	mm	inch	mm	REF
REFE 50x60x2	50	2"	63	2 1/2"	2	206799
REFE 100x60x2	100	4"	63	2 1/2"	2	206800
REFE 150x60x2	150	6"	63	2 1/2"	2	206801
REFE 200x60x2	200	8"	63	2 1/2"	2	206802



4/100 x B2 (206792 - HDG)



BFE



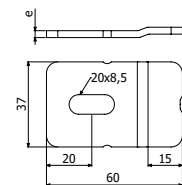
	e	HDG	e	i304	i316
	mm	REF	mm	REF	REF
BFE 6/8	3	200863	1,5	203293	-
BFE 10	3	200864	1,5	218531	218532



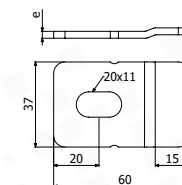
BFE 6/8 --> SHL --> B2 (206792 - HDG)



SP4/SP4D + BFE 10 --> DIN933 10X30 (217547- i304)
+ TM41 M10 (217584 - HDG / 218524 - i304) + DIN125 M10 (217542-i304)



BFE 6/8



BFE 10

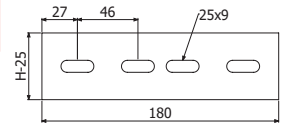
JUFE H60



JUFE 60/75

4/100 x B2 (206792 - HDG)

H		e		HDG
mm	inch	mm	REF	
75	3"	2	200854	



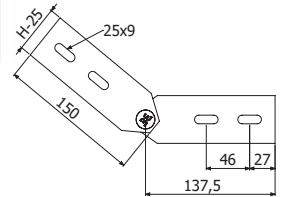
JUFE-A H60



JUFE-A 60/75

4/100 x B2 (206792 - HDG)

H		e		HDG
mm	inch	mm	REF	
75	3"	2	200857	



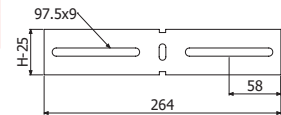
JUFE-B H60




JUFE-BB 60/75

4/100 x B2 (206792 - HDG)

H		e		HDG
mm	inch	mm	REF	
75	3"	2	200860	



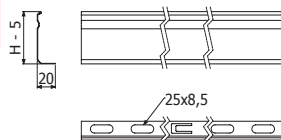
PS



PS 35


3 x (ISO7380-2 M8x30 (100u-Pack: 225581-i304) + DIN6923 M8 (217555 - I304)
PS 35 H60.

H		HDG
mm	inch	REF
35	1 3/8"	203479



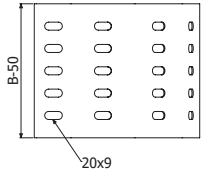
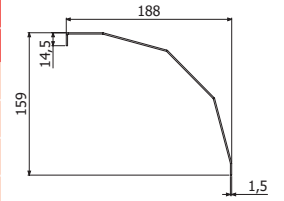
L = 3 m (10 ft)

BJCFE





	e	HDG
	mm	REF
BJCFE 100	1,5	210021
BJCFE 150	1,5	210022
BJCFE 200	1,5	210023
BJCFE 300	1,5	210024
BJCFE 400	1,5	210025
BJCFE 500	1,5	210026
BJCFE 600	1,5	210027

2/100 x B2 (206792 - HDG)

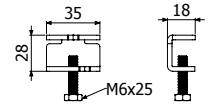


BEV



	HDG	i304	i316
	REF	REF	REF
BEV	211805	214473	218574

10

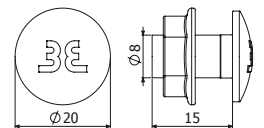


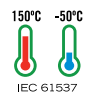

B2



	Pap	HDG	i304
	N-m	REF	REF
B2 Pack 100u	15	206792	205392

13





H75						
B	Filling Area	Max. Filling*				
		2m	3m	4m	5m	6m
mm	cm ²					
100	59	100%	100%	100%	100%	100%
150	89	100%	100%	100%	100%	100%
200	118	100%	100%	100%	100%	100%
300	177	100%	100%	100%	100%	74%
400	236	100%	100%	100%	83%	55%
500	295	100%	100%	100%	66%	44%
600	354	100%	100%	86%	55%	37%

H100						
B	Filling Area	Max. Filling*				
		2m	3m	4m	5m	6m
mm	cm ²					
100	84	100%	100%	100%	100%	100%
150	126	100%	100%	100%	100%	100%
200	168	100%	100%	100%	100%	100%
300	252	100%	100%	100%	100%	78%
400	336	100%	100%	100%	84%	58%
500	420	100%	100%	98%	67%	47%
600	504	100%	100%	82%	56%	39%

H120						
B	Filling Area	Max. Filling*				
		2m	3m	4m	5m	6m
mm	cm ²					
150	156	100%	100%	100%	100%	100%
200	208	100%	100%	100%	100%	100%
300	312	100%	100%	100%	100%	72%
400	416	100%	100%	100%	78%	54%
500	520	100%	100%	100%	63%	43%
600	624	100%	100%	84%	52%	36%

H150						
B	Filling Area	Max. Filling*				
		2m	3m	4m	5m	6m
mm	cm ²					
150	201	100%	100%	100%	100%	100%
200	268	100%	100%	100%	100%	100%
300	402	100%	100%	100%	100%	76%
400	536	100%	100%	100%	85%	57%
500	670	100%	100%	100%	68%	45%
600	804	100%	100%	87%	57%	38%

*Maximum filling depending on support span (m) considering a cable load of 0,23 kg/(m·cm²)

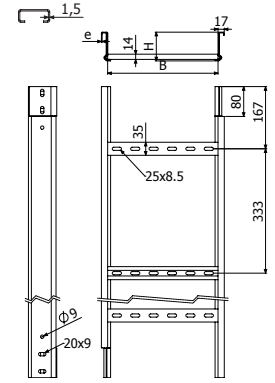
FE H75 p333



L = 3 m (10 ft)




	B		H		e	HDG
	mm	inch	mm	inch	mm	REF
FE 100x75x1,5-333 3M	100	4"	75	3"	1,5	200756
FE 150x75x1,5-333 3M	150	6"	75	3"	1,5	200757
FE 200x75x1,5-333 3M	200	8"	75	3"	1,5	200758
FE 300x75x1,5-333 3M	300	12"	75	3"	1,5	200759
FE 400x75x1,5-333 3M	400	16"	75	3"	1,5	200760
FE 500x75x1,5-333 3M	500	20"	75	3"	1,5	200761
FE 600x75x1,5-333 3M	600	24"	75	3"	1,5	200762
FE 100x75x2-333 3M	100	4"	75	3"	2	200865
FE 150x75x2-333 3M	150	6"	75	3"	2	200866
FE 200x75x2-333 3M	200	8"	75	3"	2	200867
FE 300x75x2-333 3M	300	12"	75	3"	2	200868
FE 400x75x2-333 3M	400	16"	75	3"	2	200869
FE 500x75x2-333 3M	500	20"	75	3"	2	200870
FE 600x75x2-333 3M	600	24"	75	3"	2	




4/100 x B2 (206792 - HDG)



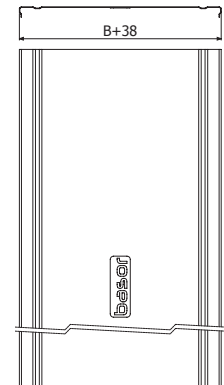
TFE



L = 3 m (10 ft)
400/500/600 - L=2 m (6,56 ft)




	B		e	HDG
	mm	inch	mm	REF
TFE 100x1,5 3M	100	4"	1,5	204937
TFE 150x1,5 3M	150	6"	1,5	204472
TFE 200x1,5 3M	200	8"	1,5	204473
TFE 300x1,5 3M	300	12"	1,5	203579
TFE 400x1,5 2M	400	16"	1,5	204430
TFE 500x1,5 2M	500	20"	1,5	204509
TFE 600x1,5 2M	600	24"	1,5	204494



4 x PTFE/PTFE-E60 -> 1 x TFE


TFEL



L = 3 m (10 ft)
400/500/600 - L=2 m (6,56 ft)



	B		e	HDG
	mm	inch	mm	REF
TFEL 100x0,8 3M	100	4"	0,8	210000
TFEL 150x0,8 3M	150	6"	0,8	210001
TFEL 200x0,8 3M	200	8"	0,8	210002
TFEL 300x0,8 3M	300	12"	0,8	210003
TFEL 400x1 2M	400	16"	1	210004
TFEL 500x1 2M	500	20"	1	210005
TFEL 600x1 2M	600	24"	1	210006



4 x PTFE/PTFE-E60 -> 1 x TFEL

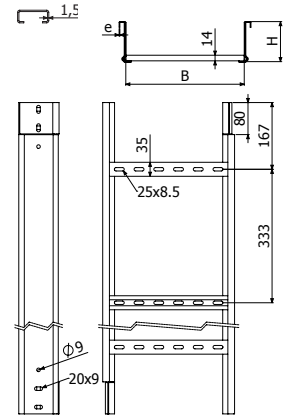
FE H100 p333



L = 3 m (10 ft)

	B		H		e	HDG
	mm	inch	mm	inch	mm	REF
FE 100x100x1,5-333 3M	100	4"	100	4"	1,5	200763
FE 150x100x1,5-333 3M	150	6"	100	4"	1,5	200764
FE 200x100x1,5-333 3M	200	8"	100	4"	1,5	200765
FE 300x100x1,5-333 3M	300	12"	100	4"	1,5	200766
FE 400x100x1,5-333 3M	400	16"	100	4"	1,5	200767
FE 500x100x1,5-333 3M	500	20"	100	4"	1,5	200768
FE 600x100x1,5-333 3M	600	24"	100	4"	1,5	200769
FE 100x100x2-333 3M	100	4"	100	4"	2	200872
FE 150x100x2-333 3M	150	6"	100	4"	2	200873
FE 200x100x2-333 3M	200	8"	100	4"	2	200874
FE 300x100x2-333 3M	300	12"	100	4"	2	200875
FE 400x100x2-333 3M	400	16"	100	4"	2	200876
FE 500x100x2-333 3M	500	20"	100	4"	2	200877
FE 600x100x2-333 3M	600	24"	100	4"	2	200878

4/100 x B2 (206792 - HDG)



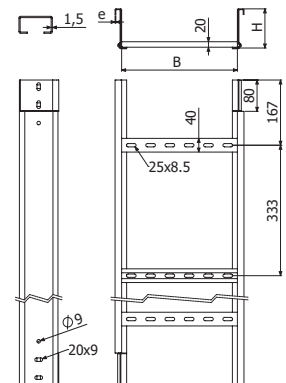
FE H120 p333



L = 3 m (10 ft)

	B		H		e	HDG
	mm	inch	mm	inch	mm	REF
FE 150x120x2-333 3M	150	6"	120	4 3/4"	2	206854
FE 200x120x2-333 3M	200	8"	120	4 3/4"	2	206855
FE 300x120x2-333 3M	300	12"	120	4 3/4"	2	206856
FE 400x120x2-333 3M	400	16"	120	4 3/4"	2	206857
FE 500x120x2-333 3M	500	20"	120	4 3/4"	2	206858
FE 600x120x2-333 3M	600	24"	120	4 3/4"	2	206859

4/100 x B2 (206792 - HDG)



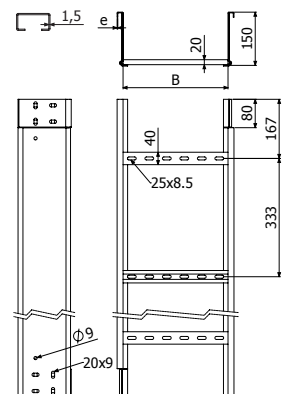
FE H150 p333



L = 3 m (10 ft)

	B		H		e	HDG
	mm	inch	mm	inch	mm	REF
FE 150x150x2-333 3M	150	6"	150	6"	2	206860
FE 200x150x2-333 3M	200	8"	150	6"	2	206861
FE 300x150x2-333 3M	300	12"	150	6"	2	206862
FE 400x150x2-333 3M	400	16"	150	6"	2	206863
FE 500x150x2-333 3M	500	20"	150	6"	2	206864
FE 600x150x2-333 3M	600	24"	150	6"	2	206865

8/100 x B2 (206792 - HDG)



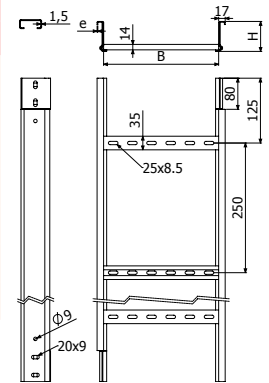
FE H75 p250



L = 3 m (10 ft)

B		H		e	HDG
mm	inch	mm	inch	mm	REF
100	4"	75	3"	2	206215
150	6"	75	3"	2	206992
200	8"	75	3"	2	207003
300	12"	75	3"	2	206239
400	16"	75	3"	2	204954
500	20"	75	3"	2	207004
600	24"	75	3"	2	206216

4/100 x B2 (206792 - HDG)



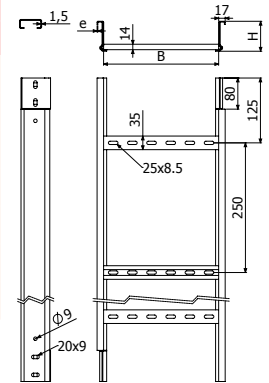
FE H100 p250



L = 3 m (10 ft)

B		H		e	HDG
mm	inch	mm	inch	mm	REF
100	4"	100	4"	2	207005
150	6"	100	4"	2	206059
200	8"	100	4"	2	206249
300	12"	100	4"	2	206060
400	16"	100	4"	2	206061
500	20"	100	4"	2	207006
600	24"	100	4"	2	206062

4/100 x B2 (206792 - HDG)



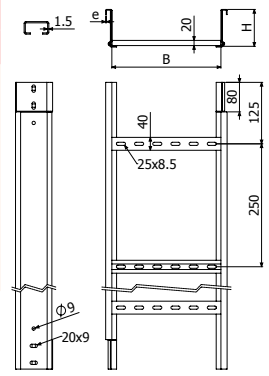
FE H120 p250




L = 3 m (10 ft)

B		H		e	HDG
mm	inch	mm	inch	mm	REF
150	6"	120	4 3/4"	2	207024
200	8"	120	4 3/4"	2	207025
300	12"	120	4 3/4"	2	207026
400	16"	120	4 3/4"	2	207027
500	20"	120	4 3/4"	2	207028
600	24"	120	4 3/4"	2	207029

4/100 x B2 (206792 - HDG)



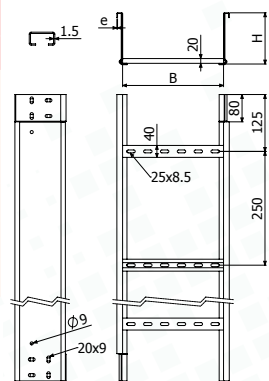
FE H150 p250



L = 3 m (10 ft)

B		H		e	HDG
mm	inch	mm	inch	mm	REF
150	6"	150	6"	2	207030
200	8"	150	6"	2	207031
300	12"	150	6"	2	207032
400	16"	150	6"	2	207033
500	20"	150	6"	2	207034
600	24"	150	6"	2	207035

8/100 x B2 (206792 - HDG)



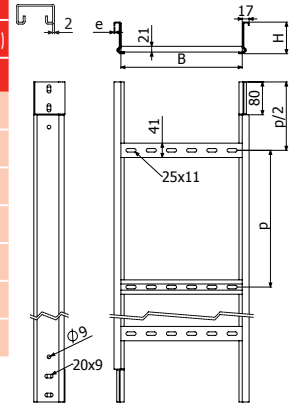
F2E H100



L = 3 m (10 ft)

	B		H		e	HDG		
	mm	inch	mm	inch		p=9" (230 mm)	p=10" (250 mm)	p=12" (300mm)
	REF	REF	REF	REF		REF	REF	REF
F2E 100x100x2-p 3M	100	4"	100	4"	2	214361	214257	214352
F2E 150x100x2-p 3M	150	6"	100	4"	2	214362	214258	214353
F2E 200x100x2-p 3M	200	8"	100	4"	2	214363	214259	214354
F2E 300x100x2-p 3M	300	12"	100	4"	2	214364	214260	214355
F2E 400x100x2-p 3M	400	16"	100	4"	2	214365	214261	214356
F2E 500x100x2-p 3M	500	20"	100	4"	2	214366	214262	214357
F2E 600x100x2-p 3M	600	24"	100	4"	2	214367	214263	214358

4/100 x B2 (206792 - HDG)



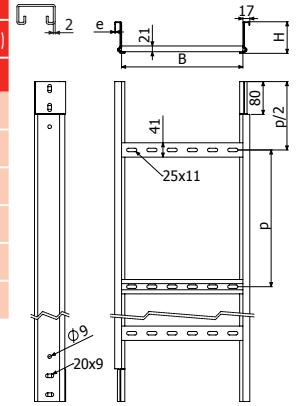
F2E H120



L = 3 m (10 ft)

	B		H		e	HDG		
	mm	inch	mm	inch		p=9" (230 mm)	p=10" (250 mm)	p=12" (300mm)
	REF	REF	REF	REF		REF	REF	REF
F2E 150x120x2-p 3M	150	6"	120	4 3/4"	2	214396	214275	214388
F2E 200x120x2-p 3M	200	8"	120	4 3/4"	2	214397	214276	214389
F2E 300x120x2-p 3M	300	12"	120	4 3/4"	2	214398	214277	214390
F2E 400x120x2-p 3M	400	16"	120	4 3/4"	2	214399	214278	214391
F2E 500x120x2-p 3M	500	20"	120	4 3/4"	2	214400	214279	214392
F2E 600x120x2-p 3M	600	24"	120	4 3/4"	2	214401	214280	214393

4/100 x B2 (206792 - HDG)



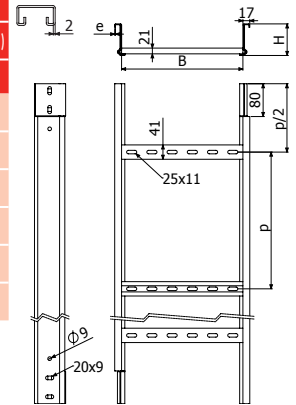
F2E H150



L = 3 m (10 ft)

	B		H		e	HDG		
	mm	inch	mm	inch		p=9" (230 mm)	p=10" (250 mm)	p=12" (300mm)
	REF	REF	REF	REF		REF	REF	REF
F2E 150x150x2-p 3M	150	6"	150	6"	2	214428	214291	214420
F2E 200x150x2-p 3M	200	8"	150	6"	2	214429	214292	214421
F2E 300x150x2-p 3M	300	12"	150	6"	2	214430	214293	214422
F2E 400x150x2-p 3M	400	16"	150	6"	2	214431	214294	214423
F2E 500x150x2-p 3M	500	20"	150	6"	2	214432	214295	214424
F2E 600x150x2-p 3M	600	24"	150	6"	2	214433	214296	214425

8/100 x B2 (206792 - HDG)



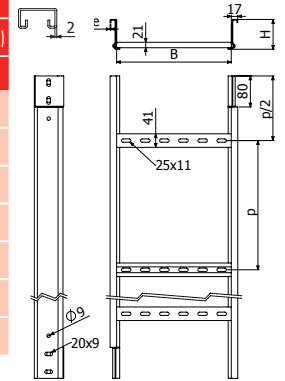
F2E H100 6M



L = 6 m (20 ft)

	B		H		e	HDG		
	mm	inch	mm	inch		p=9" (230 mm)	p=10" (250 mm)	p=12" (300mm)
	REF	REF	REF	REF		REF		
F2E 100X100x2-p 6M	100	4"	100	4"	2	214379	214266	214370
F2E 150X100x2-p 6M	150	6"	100	4"	2	214380	214267	214371
F2E 200X100x2-p 6M	200	8"	100	4"	2	214381	214268	214372
F2E 300X100x2-p 6M	300	12"	100	4"	2	214382	214269	214373
F2E 400X100x2-p 6M	400	16"	100	4"	2	214383	214270	214374
F2E 500X100x2-p 6M	500	20"	100	4"	2	214384	214271	214375
F2E 600X100x2-p 6M	600	24"	100	4"	2	214385	214272	214376

4/100 x B2 (206792 - HDG)



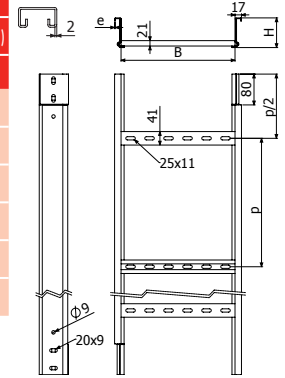
F2E H120 6M



L = 6 m (20 ft)

	B		H		e	HDG		
	mm	inch	mm	inch		p=9" (230 mm)	p=10" (250 mm)	p=12" (300mm)
	REF	REF	REF	REF		REF		
F2E 150X120x2-p 6M	150	6"	120	4 3/4"	2	214412	214283	214404
F2E 200X120x2-p 6M	200	8"	120	4 3/4"	2	214413	214284	214405
F2E 300X120x2-p 6M	300	12"	120	4 3/4"	2	214414	214285	214406
F2E 400X120x2-p 6M	400	16"	120	4 3/4"	2	214415	214286	214407
F2E 500X120x2-p 6M	500	20"	120	4 3/4"	2	214416	214287	214408
F2E 600X120x2-p 6M	600	24"	120	4 3/4"	2	214417	214288	214409

4/100 x B2 (206792 - HDG)



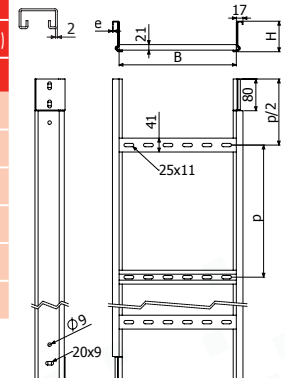
F2E H150 6M






L = 6 m (20 ft)


	B		H		e	HDG		
	mm	inch	mm	inch		p=9" (230 mm)	p=10" (250 mm)	p=12" (300mm)
	REF	REF	REF	REF		REF		
F2E 150X150x2-p 6M	150	6"	150	6"	2	214444	214299	214436
F2E 200X150x2-p 6M	200	8"	150	6"	2	214445	214300	214437
F2E 300X150x2-p 6M	300	12"	150	6"	2	214446	214301	214438
F2E 400X150x2-p 6M	400	16"	150	6"	2	214447	214302	214439
F2E 500X150x2-p 6M	500	20"	150	6"	2	214448	214303	214440
F2E 600X150x2-p 6M	600	24"	150	6"	2	214449	214304	214441

8/100 x B2 (206792 - HDG)





TFE/TFEL



LZAL



CPFE



CCFE



CXFE



CCXFE



TEFE



CRFE




REFE



BFE




PTFE



PTFE-E60



JUFE-A




JUFE



JUFE-B



BEV



PS



BJCFE



B2

CPFE-300



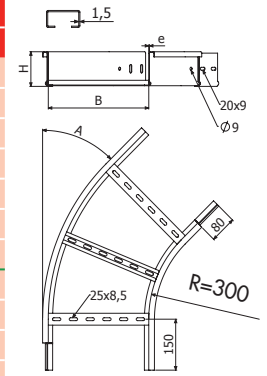
H75-H120



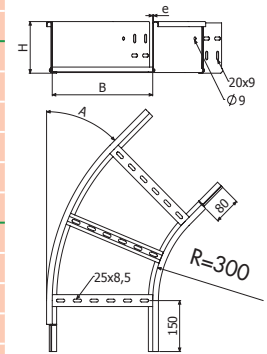
H150



	B		H		e	HDG			
	mm	inch	mm	inch		30°	45°	60°	90°
CPFE-300 100X75X2	100	4"	75	3"	2	214651	214677	214703	200887
CPFE-300 150X75X2	150	6"	75	3"	2	214652	214678	214704	200888
CPFE-300 200X75X2	200	8"	75	3"	2	214653	214679	214705	200889
CPFE-300 300X75X2	300	12"	75	3"	2	214654	214680	214706	200890
CPFE-300 400X75X2	400	16"	75	3"	2	214655	214681	214707	200891
CPFE-300 500X75X2	500	20"	75	3"	2	214656	214682	214708	200892
CPFE-300 600X75X2	600	24"	75	3"	2	214657	214683	214709	200893
CPFE-300 100X100X2	100	4"	100	4"	2	214658	214684	214710	200895
CPFE-300 150X100X2	150	6"	100	4"	2	214659	214685	214711	200896
CPFE-300 200X100X2	200	8"	100	4"	2	214660	214686	214712	200897
CPFE-300 300X100X2	300	12"	100	4"	2	214661	214687	214713	200898
CPFE-300 400X100X2	400	16"	100	4"	2	214662	214688	214714	200899
CPFE-300 500X100X2	500	20"	100	4"	2	214663	214689	214715	200900
CPFE-300 600X100X2	600	24"	100	4"	2	214664	214690	214716	200901
CPFE-300 150X120X2	150	6"	120 4 3/4"	2	214665	214691	214717	206880	
CPFE-300 200X120X2	200	8"	120 4 3/4"	2	214666	214692	214718	206881	
CPFE-300 300X120X2	300	12"	120 4 3/4"	2	214667	214693	214719	206882	
CPFE-300 400X120X2	400	16"	120 4 3/4"	2	214668	214694	214720	206883	
CPFE-300 500X120X2	500	20"	120 4 3/4"	2	214669	214695	214721	206884	
CPFE-300 600X120X2	600	24"	120 4 3/4"	2	214670	214696	214722	206885	
CPFE-300 150X150X2	150	6"	150	6"	2	214671	214697	214723	206886
CPFE-300 200X150X2	200	8"	150	6"	2	214672	214698	214724	206887
CPFE-300 300X150X2	300	12"	150	6"	2	214673	214699	214725	206888
CPFE-300 400X150X2	400	16"	150	6"	2	214674	214700	214726	206889
CPFE-300 500X150X2	500	20"	150	6"	2	214675	214701	214727	206890
CPFE-300 600X150X2	600	24"	150	6"	2	214676	214702	214728	206891



H75-H120



H150



4/100 x B2 (206792 - HDG) (8/100 x B2 150)



CPFE-600



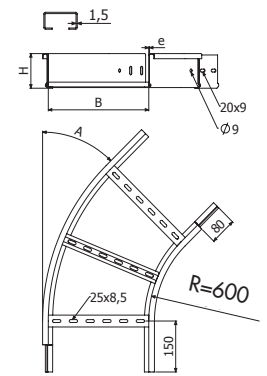
H75-H120



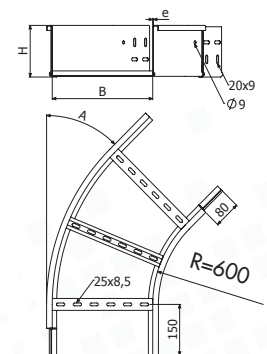
H150



	B		H		e	HDG			
	mm	inch	mm	inch		mm	30°	45°	60°
CPFE-600 100X75X2	100	4"	75	3"	2	214886	214912	215605	215631
CPFE-600 150X75X2	150	6"	75	3"	2	214887	214913	215606	215632
CPFE-600 200X75X2	200	8"	75	3"	2	214888	214914	215607	215633
CPFE-600 300X75X2	300	12"	75	3"	2	214889	214915	215608	215634
CPFE-600 400X75X2	400	16"	75	3"	2	214890	214916	215609	215635
CPFE-600 500X75X2	500	20"	75	3"	2	214891	214917	215610	215636
CPFE-600 600X75X2	600	24"	75	3"	2	214892	214918	215611	215637
CPFE-600 100X100X2	100	4"	100	4"	2	214893	214919	215612	215638
CPFE-600 150X100X2	150	6"	100	4"	2	214894	214920	215613	215639
CPFE-600 200X100X2	200	8"	100	4"	2	214895	214921	215614	215640
CPFE-600 300X100X2	300	12"	100	4"	2	214896	214922	215615	215641
CPFE-600 400X100X2	400	16"	100	4"	2	214897	214923	215616	215642
CPFE-600 500X100X2	500	20"	100	4"	2	214898	214924	215617	215643
CPFE-600 600X100X2	600	24"	100	4"	2	214899	214925	215618	215644
CPFE-600 150X120X2	150	6"	120 4 3/4"	2	214900	214926	215619	215645	
CPFE-600 200X120X2	200	8"	120 4 3/4"	2	214901	214927	215620	215646	
CPFE-600 300X120X2	300	12"	120 4 3/4"	2	214902	214928	215621	215647	
CPFE-600 400X120X2	400	16"	120 4 3/4"	2	214903	214929	215622	215648	
CPFE-600 500X120X2	500	20"	120 4 3/4"	2	214904	214930	215623	215649	
CPFE-600 600X120X2	600	24"	120 4 3/4"	2	214905	214931	215624	215650	
CPFE-600 150X150X2	150	6"	150	6"	2	214906	214932	215625	215651
CPFE-600 200X150X2	200	8"	150	6"	2	214907	214933	215626	215652
CPFE-600 300X150X2	300	12"	150	6"	2	214908	214934	215627	215653
CPFE-600 400X150X2	400	16"	150	6"	2	214909	214935	215628	215654
CPFE-600 500X150X2	500	20"	150	6"	2	214910	214936	215629	215655
CPFE-600 600X150X2	600	24"	150	6"	2	214911	214937	215630	215656



H75-H120




H150



4/100 x B2 (206792 - HDG) (8/100 x B2 150)



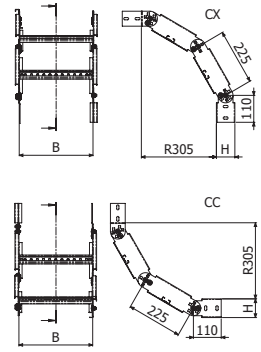
CCXFE



	B		H		e	HDG
	mm	inch	mm	inch	mm	REF.
CCXFE 100X100X2	100	4"	100	4"	2	225341
CCXFE 150XSX100X2	150	6"	100	4"	2	225342
CCXFE 200X100X2	200	8"	100	4"	2	225343
CCXFE 300X100X2	300	12"	100	4"	2	225344
CCXFE 400X100X2	400	16"	100	4"	2	225345
CCXFE 500X100X2	500	20"	100	4"	2	225346
CCXFE 600X100X2	600	24"	100	4"	2	225347



4/100 x B2 (206792 - HDG)




CCFE-300



H75-H120

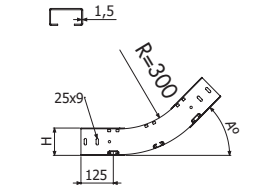


H150

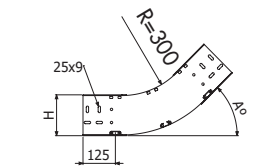


	B		H		e	HDG			
	mm	inch	mm	inch		30°	45°	60°	90°
CCFE-300 100X75X2	100	4"	75	3"	2	214729	214755	214781	204794
CCFE-300 150X75X2	150	6"	75	3"	2	214730	214756	214782	204596
CCFE-300 200X75X2	200	8"	75	3"	2	214731	214757	214783	204548
CCFE-300 300X75X2	300	12"	75	3"	2	214732	214758	214784	204549
CCFE-300 400X75X2	400	16"	75	3"	2	214733	214759	214785	200802
CCFE-300 500X75X2	500	20"	75	3"	2	214734	214760	214786	200803
CCFE-300 600X75X2	600	24"	75	3"	2	214735	214761	214787	200804
CCFE-300 100X100X2	100	4"	100	4"	2	214736	214762	214788	200805
CCFE-300 150X100X2	150	6"	100	4"	2	214737	214763	214789	200806
CCFE-300 200X100X2	200	8"	100	4"	2	214738	214764	214790	200807
CCFE-300 300X100X2	300	12"	100	4"	2	214739	214765	214791	200808
CCFE-300 400X100X2	400	16"	100	4"	2	214740	214766	214792	200809
CCFE-300 500X100X2	500	20"	100	4"	2	214741	214767	214793	200810
CCFE-300 600X100X2	600	24"	100	4"	2	214742	214768	214794	200811
CCFE-300 150X120X2	150	6"	120	4 3/4"	2	214743	214769	214795	206892
CCFE-300 200X120X2	200	8"	120	4 3/4"	2	214744	214770	214796	206893
CCFE-300 300X120X2	300	12"	120	4 3/4"	2	214745	214771	214797	206894
CCFE-300 400X120X2	400	16"	120	4 3/4"	2	214746	214772	214798	206895
CCFE-300 500X120X2	500	20"	120	4 3/4"	2	214747	214773	214799	206896
CCFE-300 600X120X2	600	24"	120	4 3/4"	2	214748	214774	214800	206897
CCFE-300 150X150X2	150	6"	150	6"	2	214749	214775	214801	206898
CCFE-300 200X150X2	200	8"	150	6"	2	214750	214776	214802	206899
CCFE-300 300X150X2	300	12"	150	6"	2	214751	214777	214803	206900
CCFE-300 400X150X2	400	16"	150	6"	2	214752	214778	214804	206901
CCFE-300 500X150X2	500	20"	150	6"	2	214753	214779	214805	206902
CCFE-300 600X150X2	600	24"	150	6"	2	214754	214780	214806	206903

4x JUFÉ



H75-H120



H150



CCFE-600



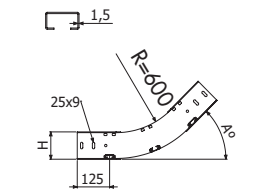
H75-H120



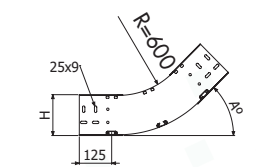
H150

	B		H		e	HDG			
	mm	inch	mm	inch		30°	45°	60°	90°
CCFE-600 100X75X2	100	4"	75	3"	2	215657	215683	215709	215735
CCFE-600 150X75X2	150	6"	75	3"	2	215658	215684	215710	215736
CCFE-600 200X75X2	200	8"	75	3"	2	215659	215685	215711	215737
CCFE-600 300X75X2	300	12"	75	3"	2	215660	215686	215712	215738
CCFE-600 400X75X2	400	16"	75	3"	2	215661	215687	215713	215739
CCFE-600 500X75X2	500	20"	75	3"	2	215662	215688	215714	215740
CCFE-600 600X75X2	600	24"	75	3"	2	215663	215689	215715	215741
CCFE-600 100X100X2	100	4"	100	4"	2	215664	215690	215716	215742
CCFE-600 150X100X2	150	6"	100	4"	2	215665	215691	215717	215743
CCFE-600 200X100X2	200	8"	100	4"	2	215666	215692	215718	215744
CCFE-600 300X100X2	300	12"	100	4"	2	215667	215693	215719	215745
CCFE-600 400X100X2	400	16"	100	4"	2	215668	215694	215720	215746
CCFE-600 500X100X2	500	20"	100	4"	2	215669	215695	215721	215747
CCFE-600 600X100X2	600	24"	100	4"	2	215670	215696	215722	215748
CCFE-600 150X120X2	150	6"	120	4 3/4"	2	215671	215697	215723	215749
CCFE-600 200X120X2	200	8"	120	4 3/4"	2	215672	215698	215724	215750
CCFE-600 300X120X2	300	12"	120	4 3/4"	2	215673	215699	215725	207037
CCFE-600 400X120X2	400	16"	120	4 3/4"	2	215674	215700	215726	215751
CCFE-600 500X120X2	500	20"	120	4 3/4"	2	215675	215701	215727	215752
CCFE-600 600X120X2	600	24"	120	4 3/4"	2	215676	215702	215728	207036
CCFE-600 150X150X2	150	6"	150	6"	2	215677	215703	215729	215753
CCFE-600 200X150X2	200	8"	150	6"	2	215678	215704	215730	215754
CCFE-600 300X150X2	300	12"	150	6"	2	215679	215705	215731	215755
CCFE-600 400X150X2	400	16"	150	6"	2	215680	215706	215732	215756
CCFE-600 500X150X2	500	20"	150	6"	2	215681	215707	215733	215757
CCFE-600 600X150X2	600	24"	150	6"	2	215682	215708	215734	215758

4x JUFÉ



H75-H120



H150



CXFE-300



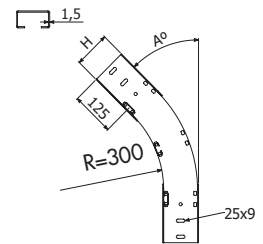
H75-H120



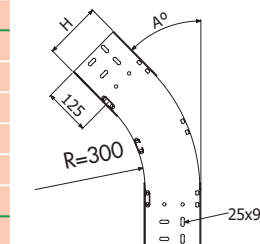
H150

	B		H		e	HDG			
	mm	inch	mm	inch		30°	45°	60°	90°
CXFE-300 100X75X2	100	4"	75	3"	2	214807	214834	214860	200909
CXFE-300 150X75X2	150	6"	75	3"	2	214808	214835	214861	200910
CXFE-300 200X75X2	200	8"	75	3"	2	214810	214836	214862	200911
CXFE-300 300X75X2	300	12"	75	3"	2	214811	214837	214863	200912
CXFE-300 400X75X2	400	16"	75	3"	2	214812	214838	214864	200913
CXFE-300 500X75X2	500	20"	75	3"	2	214813	214839	214865	200914
CXFE-300 600X75X2	600	24"	75	3"	2	214814	214840	214866	200915
CXFE-300 100X100X2	100	4"	100	4"	2	214815	214841	214867	200916
CXFE-300 150X100X2	150	6"	100	4"	2	214816	214842	214868	200917
CXFE-300 200X100X2	200	8"	100	4"	2	214817	214843	214869	200918
CXFE-300 300X100X2	300	12"	100	4"	2	214818	214844	214870	200919
CXFE-300 400X100X2	400	16"	100	4"	2	214819	214845	214871	200920
CXFE-300 500X100X2	500	20"	100	4"	2	214820	214846	214872	200921
CXFE-300 600X100X2	600	24"	100	4"	2	214821	214847	214873	200922
CXFE-300 150X120X2	150	6"	120	4 3/4"	2	214822	214848	214874	206904
CXFE-300 200X120X2	200	8"	120	4 3/4"	2	214823	214849	214875	206905
CXFE-300 300X120X2	300	12"	120	4 3/4"	2	214824	214850	214876	206906
CXFE-300 400X120X2	400	16"	120	4 3/4"	2	214825	214851	214877	206907
CXFE-300 500X120X2	500	20"	120	4 3/4"	2	214826	214852	214878	206908
CXFE-300 600X120X2	600	24"	120	4 3/4"	2	214827	214853	214879	206909
CXFE-300 150X150X2	150	6"	150	6"	2	214828	214854	214880	206910
CXFE-300 200X150X2	200	8"	150	6"	2	214829	214855	214881	206911
CXFE-300 300X150X2	300	12"	150	6"	2	214830	214856	214882	206912
CXFE-300 400X150X2	400	16"	150	6"	2	214831	214857	214883	206913
CXFE-300 500X150X2	500	20"	150	6"	2	214832	214858	214884	206914
CXFE-300 600X150X2	600	24"	150	6"	2	214833	214859	214885	206915

4x JUFE



H75-H120



H150

CXFE-600



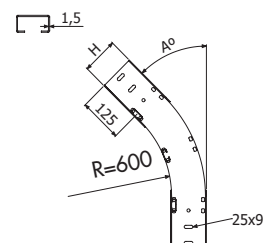
H75-H120



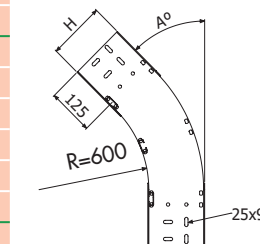
H150

	B		H		e	HDG			
	mm	inch	mm	inch		30°	45°	60°	90°
CXFE-600 100X75X2	100	4"	75	3"	2	215759	215785	215811	215837
CXFE-600 150X75X2	150	6"	75	3"	2	215760	215786	215812	215838
CXFE-600 200X75X2	200	8"	75	3"	2	215761	215787	215813	215839
CXFE-600 300X75X2	300	12"	75	3"	2	215762	215788	215814	215840
CXFE-600 400X75X2	400	16"	75	3"	2	215763	215789	215815	215841
CXFE-600 500X75X2	500	20"	75	3"	2	215764	215790	215816	215842
CXFE-600 600X75X2	600	24"	75	3"	2	215765	215791	215817	215843
CXFE-600 100X100X2	100	4"	100	4"	2	215766	215792	215818	215844
CXFE-600 150X100X2	150	6"	100	4"	2	215767	215793	215819	215845
CXFE-600 200X100X2	200	8"	100	4"	2	215768	215794	215820	215846
CXFE-600 300X100X2	300	12"	100	4"	2	215769	215795	215821	215847
CXFE-600 400X100X2	400	16"	100	4"	2	215770	215796	215822	215848
CXFE-600 500X100X2	500	20"	100	4"	2	215771	215797	215823	215849
CXFE-600 600X100X2	600	24"	100	4"	2	215772	215798	215824	215850
CXFE-600 150X120X2	150	6"	120	4 3/4"	2	215773	215799	215825	215851
CXFE-600 200X120X2	200	8"	120	4 3/4"	2	215774	215800	215826	215852
CXFE-600 300X120X2	300	12"	120	4 3/4"	2	215775	215801	215827	207039
CXFE-600 400X120X2	400	16"	120	4 3/4"	2	215776	215802	215828	215853
CXFE-600 500X120X2	500	20"	120	4 3/4"	2	215777	215803	215829	215854
CXFE-600 600X120X2	600	24"	120	4 3/4"	2	215778	215804	215830	207038
CXFE-600 150X150X2	150	6"	150	6"	2	215779	215805	215831	215855
CXFE-600 200X150X2	200	8"	150	6"	2	215780	215806	215832	215856
CXFE-600 300X150X2	300	12"	150	6"	2	215781	215807	215833	215857
CXFE-600 400X150X2	400	16"	150	6"	2	215782	215808	215834	215858
CXFE-600 500X150X2	500	20"	150	6"	2	215783	215809	215835	215859
CXFE-600 600X150X2	600	24"	150	6"	2	215784	215810	215836	215860

4x JUFE




H75-H120



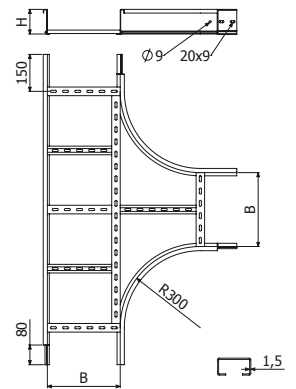
H150

TEFE-300

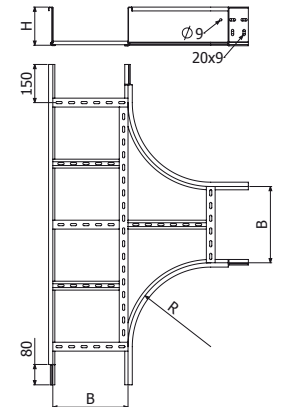


	R		B		H		e	HDG	REF
	mm	inch	mm	inch	mm	inch			
TEFE-300 100X75X2	300	12"	100	4"	75	3"	2	200930	
TEFE-300 150X75X2	300	12"	150	6"	75	3"	2	200931	
TEFE-300 200X75X2	300	12"	200	8"	75	3"	2	200932	
TEFE-300 300X75X2	300	12"	300	12"	75	3"	2	200933	
TEFE-300 400X75X2	300	12"	400	16"	75	3"	2	200934	
TEFE-300 500X75X2	300	12"	500	20"	75	3"	2	200935	
TEFE-300 600X75X2	300	12"	600	24"	75	3"	2	200936	
TEFE-300 100X100X2	300	12"	100	4"	100	4"	2	200937	
TEFE-300 150X100X2	300	12"	150	6"	100	4"	2	200938	
TEFE-300 200X100X2	300	12"	200	8"	100	4"	2	200939	
TEFE-300 300X100X2	300	12"	300	12"	100	4"	2	200940	
TEFE-300 400X100X2	300	12"	400	16"	100	4"	2	200941	
TEFE-300 500X100X2	300	12"	500	20"	100	4"	2	200942	
TEFE-300 600X100X2	300	12"	600	24"	100	4"	2	200943	
TEFE-300 150X120X2	300	12"	150	6"	120	4 3/4"	2	206916	
TEFE-300 200X120X2	300	12"	200	8"	120	4 3/4"	2	206917	
TEFE-300 300X120X2	300	12"	300	12"	120	4 3/4"	2	206918	
TEFE-300 400X120X2	300	12"	400	16"	120	4 3/4"	2	206919	
TEFE-300 500X120X2	300	12"	500	20"	120	4 3/4"	2	206920	
TEFE-300 600X120X2	300	12"	600	24"	120	4 3/4"	2	206921	
TEFE-300 150X150X2	300	12"	150	6"	150	6"	2	206922	
TEFE-300 200X150X2	300	12"	200	8"	150	6"	2	206923	
TEFE-300 300X150X2	300	12"	300	12"	150	6"	2	206924	
TEFE-300 400X150X2	300	12"	400	16"	150	6"	2	206925	
TEFE-300 500X150X2	300	12"	500	20"	150	6"	2	206926	
TEFE-300 600X150X2	300	12"	600	24"	150	6"	2	206927	

4/100 x B2 (206792 - HDG) (8/100 x B2 150)




TEFE H75/100/120



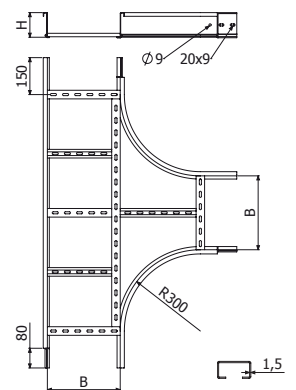
TEFE H150

TEFE-600

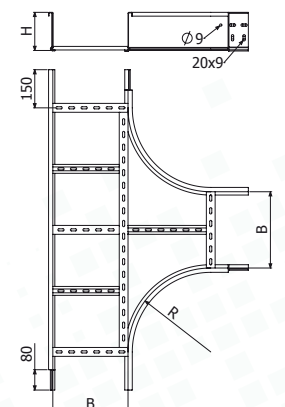


	R		B		H		e	HDG	REF
	mm	inch	mm	inch	mm	inch			
TEFE-600 100X75X2	600	24"	100	4"	75	3"	2	215861	
TEFE-600 150X75X2	600	24"	150	6"	75	3"	2	215862	
TEFE-600 200X75X2	600	24"	200	8"	75	3"	2	215863	
TEFE-600 300X75X2	600	24"	300	12"	75	3"	2	215864	
TEFE-600 400X75X2	600	24"	400	16"	75	3"	2	215865	
TEFE-600 500X75X2	600	24"	500	20"	75	3"	2	215866	
TEFE-600 600X75X2	600	24"	600	24"	75	3"	2	215867	
TEFE-600 100X100X2	600	24"	100	4"	100	4"	2	215868	
TEFE-600 150X100X2	600	24"	150	6"	100	4"	2	215869	
TEFE-600 200X100X2	600	24"	200	8"	100	4"	2	215870	
TEFE-600 300X100X2	600	24"	300	12"	100	4"	2	215871	
TEFE-600 400X100X2	600	24"	400	16"	100	4"	2	215872	
TEFE-600 500X100X2	600	24"	500	20"	100	4"	2	215873	
TEFE-600 600X100X2	600	24"	600	24"	100	4"	2	215874	
TEFE-600 150X120X2	600	24"	150	6"	120	4 3/4"	2	215875	
TEFE-600 200X120X2	600	24"	200	8"	120	4 3/4"	2	215876	
TEFE-600 300X120X2	600	24"	300	12"	120	4 3/4"	2	215877	
TEFE-600 400X120X2	600	24"	400	16"	120	4 3/4"	2	215878	
TEFE-600 500X120X2	600	24"	500	20"	120	4 3/4"	2	215879	
TEFE-600 600X120X2	600	24"	600	24"	120	4 3/4"	2	215880	
TEFE-600 150X150X2	600	24"	150	6"	150	6"	2	215881	
TEFE-600 200X150X2	600	24"	200	8"	150	6"	2	215882	
TEFE-600 300X150X2	600	24"	300	12"	150	6"	2	215883	
TEFE-600 400X150X2	600	24"	400	16"	150	6"	2	215884	
TEFE-600 500X150X2	600	24"	500	20"	150	6"	2	215885	
TEFE-600 600X150X2	600	24"	600	24"	150	6"	2	215886	

4/100 x B2 (206792 - HDG) (8/100 x B2 150)



TEFE H75/100/120

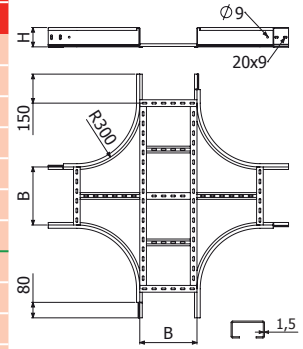


TEFE H150

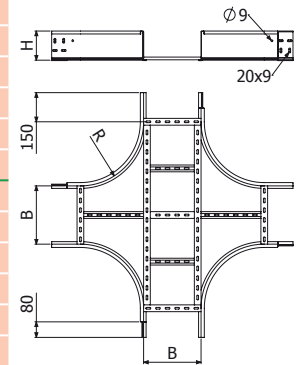
CRFE-300



	R		B		H		e	HDG	REF
	mm	inch	mm	inch	mm	inch			
CRFE-300 100X75X2	300	12"	100	4"	75	3"	2	200951	
CRFE-300 150X75X2	300	12"	150	6"	75	3"	2	200952	
CRFE-300 200X75X2	300	12"	200	8"	75	3"	2	200953	
CRFE-300 300X75X2	300	12"	300	12"	75	3"	2	200954	
CRFE-300 400X75X2	300	12"	400	16"	75	3"	2	200955	
CRFE-300 500X75X2	300	12"	500	20"	75	3"	2	200956	
CRFE-300 600X75X2	300	12"	600	24"	75	3"	2	200957	
CRFE-300 100X100X2	300	12"	100	4"	100	4"	2	200958	
CRFE-300 150X100X2	300	12"	150	6"	100	4"	2	200959	
CRFE-300 200X100X2	300	12"	200	8"	100	4"	2	200960	
CRFE-300 300X100X2	300	12"	300	12"	100	4"	2	200961	
CRFE-300 400X100X2	300	12"	400	16"	100	4"	2	200962	
CRFE-300 500X100X2	300	12"	500	20"	100	4"	2	200963	
CRFE-300 600X100X2	300	12"	600	24"	100	4"	2	200964	
CRFE-300 150X120X2	300	12"	150	6"	120	4 3/4"	2	206928	
CRFE-300 200X120X2	300	12"	200	8"	120	4 3/4"	2	206929	
CRFE-300 300X120X2	300	12"	300	12"	120	4 3/4"	2	206930	
CRFE-300 400X120X2	300	12"	400	16"	120	4 3/4"	2	206931	
CRFE-300 500X120X2	300	12"	500	20"	120	4 3/4"	2	206932	
CRFE-300 600X120X2	300	12"	600	24"	120	4 3/4"	2	206933	
CRFE-300 150X150X2	300	12"	150	6"	150	6"	2	206934	
CRFE-300 200X150X2	300	12"	200	8"	150	6"	2	206935	
CRFE-300 300X150X2	300	12"	300	12"	150	6"	2	206936	
CRFE-300 400X150X2	300	12"	400	16"	150	6"	2	206937	
CRFE-300 500X150X2	300	12"	500	20"	150	6"	2	206938	
CRFE-300 600X150X2	300	12"	600	24"	150	6"	2	206939	




CRFE H75/100/120



CRFE H150

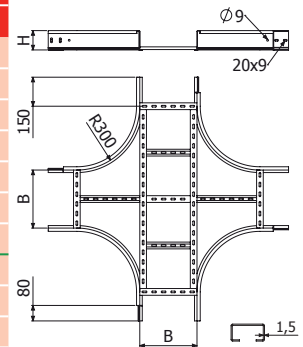
4/100 x B2 (206792 - HDG) (8/100 x B2 150)



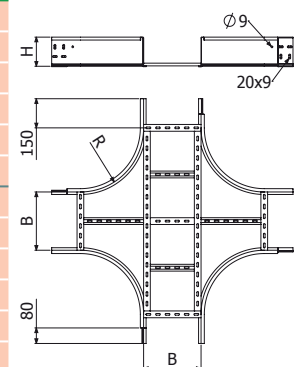
CRFE-600



	R		B		H		e	HDG	REF
	mm	inch	mm	inch	mm	inch			
CRFE-600 100X75X2	600	24"	100	4"	75	3"	2	215887	
CRFE-600 150X75X2	600	24"	150	6"	75	3"	2	215888	
CRFE-600 200X75X2	600	24"	200	8"	75	3"	2	215889	
CRFE-600 300X75X2	600	24"	300	12"	75	3"	2	215890	
CRFE-600 400X75X2	600	24"	400	16"	75	3"	2	215891	
CRFE-600 500X75X2	600	24"	500	20"	75	3"	2	215892	
CRFE-600 600X75X2	600	24"	600	24"	75	3"	2	215893	
CRFE-600 100X100X2	600	24"	100	4"	100	4"	2	215894	
CRFE-600 150X100X2	600	24"	150	6"	100	4"	2	215895	
CRFE-600 200X100X2	600	24"	200	8"	100	4"	2	215896	
CRFE-600 300X100X2	600	24"	300	12"	100	4"	2	215897	
CRFE-600 400X100X2	600	24"	400	16"	100	4"	2	215898	
CRFE-600 500X100X2	600	24"	500	20"	100	4"	2	215899	
CRFE-600 600X100X2	600	24"	600	24"	100	4"	2	215900	
CRFE-600 150X120X2	600	24"	150	6"	120	4 3/4"	2	215901	
CRFE-600 200X120X2	600	24"	200	8"	120	4 3/4"	2	215902	
CRFE-600 300X120X2	600	24"	300	12"	120	4 3/4"	2	215903	
CRFE-600 400X120X2	600	24"	400	16"	120	4 3/4"	2	215904	
CRFE-600 500X120X2	600	24"	500	20"	120	4 3/4"	2	215905	
CRFE-600 600X120X2	600	24"	600	24"	120	4 3/4"	2	215906	
CRFE-600 150X150X2	600	24"	150	6"	150	6"	2	215907	
CRFE-600 200X150X2	600	24"	200	8"	150	6"	2	215908	
CRFE-600 300X150X2	600	24"	300	12"	150	6"	2	215909	
CRFE-600 400X150X2	600	24"	400	16"	150	6"	2	215910	
CRFE-600 500X150X2	600	24"	500	20"	150	6"	2	215911	
CRFE-600 600X150X2	600	24"	600	24"	150	6"	2	215912	



CRFE H75/100/120



CRFE H150

4/100 x B2 (206792 - HDG) (8/100 x B2 150)



CPF2E-300



H75-H120



H150



CPF2E-600



H75-H120



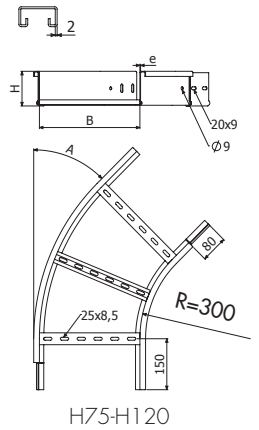
H150



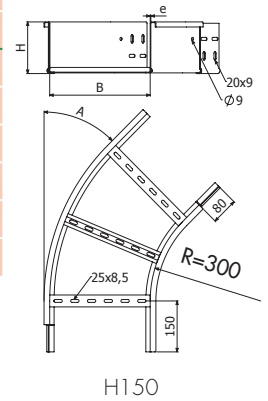
	B		H		e	HDG			
	mm	inch	mm	inch		30°	45°	60°	90°
CPF2E-300 100X100X2	100	4"	100	4"	2	215920	215946	215972	215998
CPF2E-300 150X100X2	150	6"	100	4"	2	215921	215947	215973	215999
CPF2E-300 200X100X2	200	8"	100	4"	2	215922	215948	215974	216000
CPF2E-300 300X100X2	300	12"	100	4"	2	215923	215949	215975	216001
CPF2E-300 400X100X2	400	16"	100	4"	2	215924	215950	215976	216002
CPF2E-300 500X100X2	500	20"	100	4"	2	215925	215951	215977	216003
CPF2E-300 600X100X2	600	24"	100	4"	2	215926	215952	215978	216004
CPF2E-300 150X120X2	150	6"	120	4 3/4"	2	215927	215953	215979	216005
CPF2E-300 200X120X2	200	8"	120	4 3/4"	2	215928	215954	215980	216006
CPF2E-300 300X120X2	300	12"	120	4 3/4"	2	215929	215955	215981	216007
CPF2E-300 400X120X2	400	16"	120	4 3/4"	2	215930	215956	215982	216008
CPF2E-300 500X120X2	500	20"	120	4 3/4"	2	215931	215957	215983	216009
CPF2E-300 600X120X2	600	24"	120	4 3/4"	2	215932	215958	215984	216010
CPF2E-300 150X150X2	150	6"	150	6"	2	215933	215959	215985	216011
CPF2E-300 200X150X2	200	8"	150	6"	2	215934	215960	215986	216012
CPF2E-300 300X150X2	300	12"	150	6"	2	215935	215961	215987	216013
CPF2E-300 400X150X2	400	16"	150	6"	2	215936	215962	215988	216014
CPF2E-300 500X150X2	500	20"	150	6"	2	215937	215963	215989	216015
CPF2E-300 600X150X2	600	24"	150	6"	2	215938	215964	215990	216016



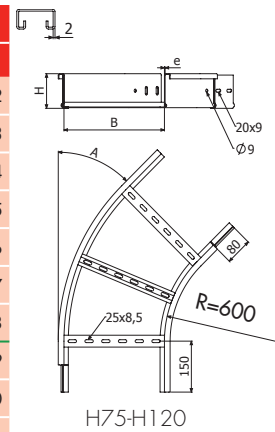
4/100 x B2 (206792 - HDG) (8/100 x B2 150)



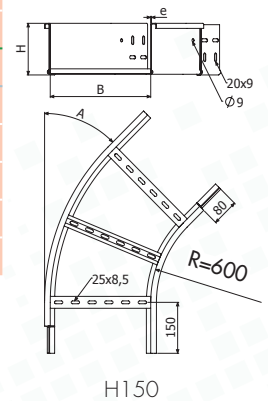
H75-H120



H150



H75-H120




H150



4/100 x B2 (206792 - HDG) (8/100 x B2 150)



CCF2E-300



H75-H120

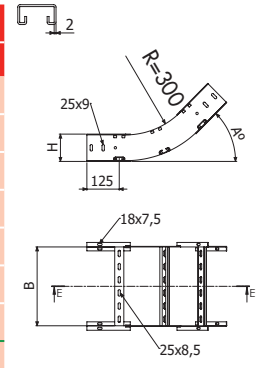


H150

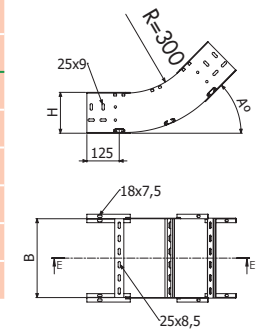


	B		H		e	HDG			
	mm	inch	mm	inch		30°	45°	60°	90°
CCF2E-300 100X100X2	100	4"	100	4"	2	216024	216050	216076	216102
CCF2E-300 150X100X2	150	6"	100	4"	2	216025	216051	216077	216103
CCF2E-300 200X100X2	200	8"	100	4"	2	216026	216052	216078	216104
CCF2E-300 300X100X2	300	12"	100	4"	2	216027	216053	216079	216105
CCF2E-300 400X100X2	400	16"	100	4"	2	216028	216054	216080	216106
CCF2E-300 500X100X2	500	20"	100	4"	2	216029	216055	216081	216107
CCF2E-300 600X100X2	600	24"	100	4"	2	216030	216056	216082	216108
CCF2E-300 150X120X2	150	6"	120	4 3/4"	2	216031	216057	216083	216109
CCF2E-300 200X120X2	200	8"	120	4 3/4"	2	216032	216058	216084	216110
CCF2E-300 300X120X2	300	12"	120	4 3/4"	2	216033	216059	216085	216111
CCF2E-300 400X120X2	400	16"	120	4 3/4"	2	216034	216060	216086	216112
CCF2E-300 500X120X2	500	20"	120	4 3/4"	2	216035	216061	216087	216113
CCF2E-300 600X120X2	600	24"	120	4 3/4"	2	216036	216062	216088	216114
CCF2E-300 150X150X2	150	6"	150	6"	2	216037	216063	216089	216115
CCF2E-300 200X150X2	200	8"	150	6"	2	216038	216064	216090	216116
CCF2E-300 300X150X2	300	12"	150	6"	2	216039	216065	216091	216117
CCF2E-300 400X150X2	400	16"	150	6"	2	216040	216066	216092	216118
CCF2E-300 500X150X2	500	20"	150	6"	2	216041	216067	216093	216119
CCF2E-300 600X150X2	600	24"	150	6"	2	216042	216068	216094	216120

4x JUFE




H75-H120



H150

CCF2E-600



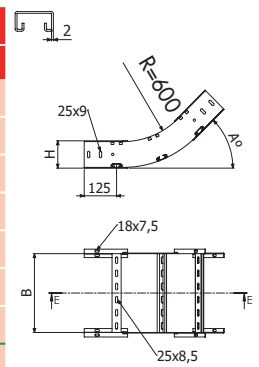
H75-H120



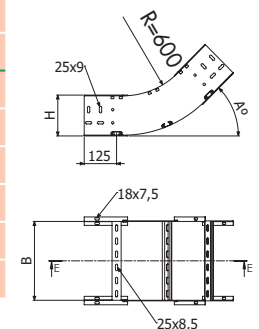
H150

	B		H		e	HDG			
	mm	inch	mm	inch		30°	45°	60°	90°
CCF2E-600 100X100X2	100	4"	100	4"	2	216388	216414	216440	216466
CCF2E-600 150X100X2	150	6"	100	4"	2	216389	216415	216441	216467
CCF2E-600 200X100X2	200	8"	100	4"	2	216390	216416	216442	216468
CCF2E-600 300X100X2	300	12"	100	4"	2	216391	216417	216443	216469
CCF2E-600 400X100X2	400	16"	100	4"	2	216392	216418	216444	216470
CCF2E-600 500X100X2	500	20"	100	4"	2	216393	216419	216445	216471
CCF2E-600 600X100X2	600	24"	100	4"	2	216394	216420	216446	216472
CCF2E-600 150X120X2	150	6"	120	4 3/4"	2	216395	216421	216447	216473
CCF2E-600 200X120X2	200	8"	120	4 3/4"	2	216396	216422	216448	216474
CCF2E-600 300X120X2	300	12"	120	4 3/4"	2	216397	216423	216449	216475
CCF2E-600 400X120X2	400	16"	120	4 3/4"	2	216398	216424	216450	216476
CCF2E-600 500X120X2	500	20"	120	4 3/4"	2	216399	216425	216451	216477
CCF2E-600 600X120X2	600	24"	120	4 3/4"	2	216400	216426	216452	216478
CCF2E-600 150X150X2	150	6"	150	6"	2	216401	216427	216453	216479
CCF2E-600 200X150X2	200	8"	150	6"	2	216402	216428	216454	216480
CCF2E-600 300X150X2	300	12"	150	6"	2	216403	216429	216455	216481
CCF2E-600 400X150X2	400	16"	150	6"	2	216404	216430	216456	216482
CCF2E-600 500X150X2	500	20"	150	6"	2	216405	216431	216457	216483
CCF2E-600 600X150X2	600	24"	150	6"	2	216406	216432	216458	216484

4x JUFE



H75-H120



H150

CXF2E-300



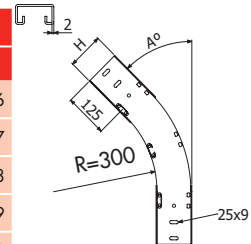
H75-H120



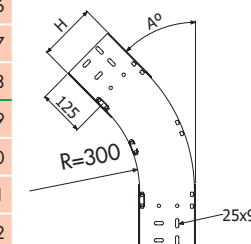
H150

	B		H		e	HDG			
	mm	inch	mm	inch		30°	45°	60°	90°
CXF2E-300 100X100X2	100	4"	100	4"	2	216128	216154	216180	216206
CXF2E-300 150X100X2	150	6"	100	4"	2	216129	216155	216181	216207
CXF2E-300 200X100X2	200	8"	100	4"	2	216130	216156	216182	216208
CXF2E-300 300X100X2	300	12"	100	4"	2	216131	216157	216183	216209
CXF2E-300 400X100X2	400	16"	100	4"	2	216132	216158	216184	216210
CXF2E-300 500X100X2	500	20"	100	4"	2	216133	216159	216185	216211
CXF2E-300 600X100X2	600	24"	100	4"	2	216134	216160	216186	216212
CXF2E-300 150X120X2	150	6"	120	4 3/4"	2	216135	216161	216187	216213
CXF2E-300 200X120X2	200	8"	120	4 3/4"	2	216136	216162	216188	216214
CXF2E-300 300X120X2	300	12"	120	4 3/4"	2	216137	216163	216189	216215
CXF2E-300 400X120X2	400	16"	120	4 3/4"	2	216138	216164	216190	216216
CXF2E-300 500X120X2	500	20"	120	4 3/4"	2	216139	216165	216191	216217
CXF2E-300 600X120X2	600	24"	120	4 3/4"	2	216140	216166	216192	216218
CXF2E-300 150X150X2	150	6"	150	6"	2	216141	216167	216193	216219
CXF2E-300 200X150X2	200	8"	150	6"	2	216142	216168	216194	216220
CXF2E-300 300X150X2	300	12"	150	6"	2	216143	216169	216195	216221
CXF2E-300 400X150X2	400	16"	150	6"	2	216144	216170	216196	216222
CXF2E-300 500X150X2	500	20"	150	6"	2	216145	216171	216197	216223
CXF2E-300 600X150X2	600	24"	150	6"	2	216146	216172	216198	216224

4x JUFE



H75-H120



H150

CXF2E-600



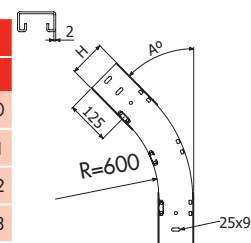
H75-H120



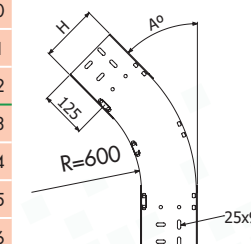
H150

	B		H		e	HDG			
	mm	inch	mm	inch		30°	45°	60°	90°
CXF2E-600 100X100X2	100	4"	100	4"	2	216492	216518	216544	216570
CXF2E-600 150X100X2	150	6"	100	4"	2	216493	216519	216545	216571
CXF2E-600 200X100X2	200	8"	100	4"	2	216494	216520	216546	216572
CXF2E-600 300X100X2	300	12"	100	4"	2	216495	216521	216547	216573
CXF2E-600 400X100X2	400	16"	100	4"	2	216496	216522	216548	216574
CXF2E-600 500X100X2	500	20"	100	4"	2	216497	216523	216549	216575
CXF2E-600 600X100X2	600	24"	100	4"	2	216498	216524	216550	216576
CXF2E-600 150X120X2	150	6"	120	4 3/4"	2	216499	216525	216551	216577
CXF2E-600 200X120X2	200	8"	120	4 3/4"	2	216500	216526	216552	216578
CXF2E-600 300X120X2	300	12"	120	4 3/4"	2	216501	216527	216553	216579
CXF2E-600 400X120X2	400	16"	120	4 3/4"	2	216502	216528	216554	216580
CXF2E-600 500X120X2	500	20"	120	4 3/4"	2	216503	216529	216555	216581
CXF2E-600 600X120X2	600	24"	120	4 3/4"	2	216504	216530	216556	216582
CXF2E-600 150X150X2	150	6"	150	6"	2	216505	216531	216557	216583
CXF2E-600 200X150X2	200	8"	150	6"	2	216506	216532	216558	216584
CXF2E-600 300X150X2	300	12"	150	6"	2	216507	216533	216559	216585
CXF2E-600 400X150X2	400	16"	150	6"	2	216508	216534	216560	216586
CXF2E-600 500X150X2	500	20"	150	6"	2	216509	216535	216561	216587
CXF2E-600 600X150X2	600	24"	150	6"	2	216510	216536	216562	216588

4x JUFE



H75-H120

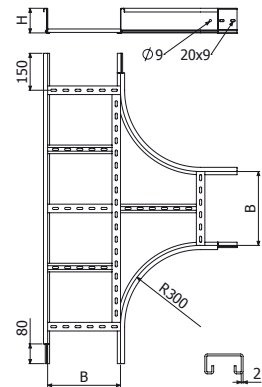


H150

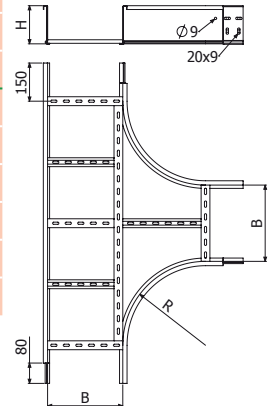
TEF2E-300



	R		B		H		e	HDG	REF
	mm	inch	mm	inch	mm	inch			
TEF2E-300 100X100X2	300	12"	100	4"	100	4"	2	216232	
TEF2E-300 150X100X2	300	12"	150	6"	100	4"	2	216233	
TEF2E-300 200X100X2	300	12"	200	8"	100	4"	2	216234	
TEF2E-300 300X100X2	300	12"	300	12"	100	4"	2	216235	
TEF2E-300 400X100X2	300	12"	400	16"	100	4"	2	216236	
TEF2E-300 500X100X2	300	12"	500	20"	100	4"	2	216237	
TEF2E-300 600X100X2	300	12"	600	24"	100	4"	2	216238	
TEF2E-300 150X120X2	300	12"	150	6"	120	4 3/4"	2	216239	
TEF2E-300 200X120X2	300	12"	200	8"	120	4 3/4"	2	216240	
TEF2E-300 300X120X2	300	12"	300	12"	120	4 3/4"	2	216241	
TEF2E-300 400X120X2	300	12"	400	16"	120	4 3/4"	2	216242	
TEF2E-300 500X120X2	300	12"	500	20"	120	4 3/4"	2	216243	
TEF2E-300 600X120X2	300	12"	600	24"	120	4 3/4"	2	216244	
TEF2E-300 150X150X2	300	12"	150	6"	150	6"	2	216245	
TEF2E-300 200X150X2	300	12"	200	8"	150	6"	2	216246	
TEF2E-300 300X150X2	300	12"	300	12"	150	6"	2	216247	
TEF2E-300 400X150X2	300	12"	400	16"	150	6"	2	216248	
TEF2E-300 500X150X2	300	12"	500	20"	150	6"	2	216249	
TEF2E-300 600X150X2	300	12"	600	24"	150	6"	2	216250	




TEF2E H75/100/120



TEF2E H150



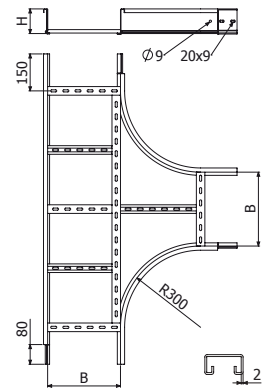
4/100 x B2 (206792 - HDG) (8/100 x B2 150)



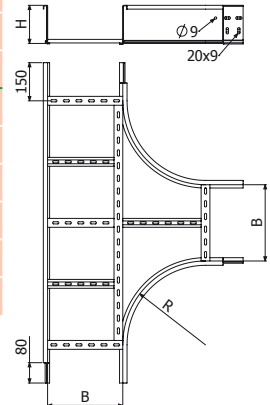
TEF2E-600



	R		B		H		e	HDG	REF
	mm	inch	mm	inch	mm	inch			
TEF2E-600 100X100X2	600	24"	100	4"	100	4"	2	216596	
TEF2E-600 150X100X2	600	24"	150	6"	100	4"	2	216597	
TEF2E-600 200X100X2	600	24"	200	8"	100	4"	2	216598	
TEF2E-600 300X100X2	600	24"	300	12"	100	4"	2	216599	
TEF2E-600 400X100X2	600	24"	400	16"	100	4"	2	216600	
TEF2E-600 500X100X2	600	24"	500	20"	100	4"	2	216601	
TEF2E-600 600X100X2	600	24"	600	24"	100	4"	2	216602	
TEF2E-600 150X120X2	600	24"	150	6"	120	4 3/4"	2	216603	
TEF2E-600 200X120X2	600	24"	200	8"	120	4 3/4"	2	216604	
TEF2E-600 300X120X2	600	24"	300	12"	120	4 3/4"	2	216605	
TEF2E-600 400X120X2	600	24"	400	16"	120	4 3/4"	2	216606	
TEF2E-600 500X120X2	600	24"	500	20"	120	4 3/4"	2	216607	
TEF2E-600 600X120X2	600	24"	600	24"	120	4 3/4"	2	216608	
TEF2E-600 150X150X2	600	24"	150	6"	150	6"	2	216609	
TEF2E-600 200X150X2	600	24"	200	8"	150	6"	2	216610	
TEF2E-600 300X150X2	600	24"	300	12"	150	6"	2	216611	
TEF2E-600 400X150X2	600	24"	400	16"	150	6"	2	216612	
TEF2E-600 500X150X2	600	24"	500	20"	150	6"	2	216613	
TEF2E-600 600X150X2	600	24"	600	24"	150	6"	2	216614	




TEF2E H75/100/120




TEF2E H150



4/100 x B2 (206792 - HDG) (8/100 x B2 150)



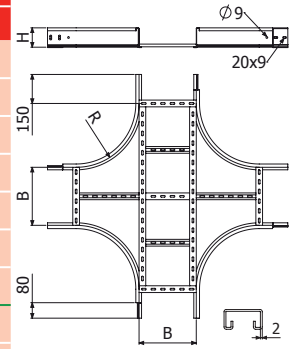
CRF2E-300



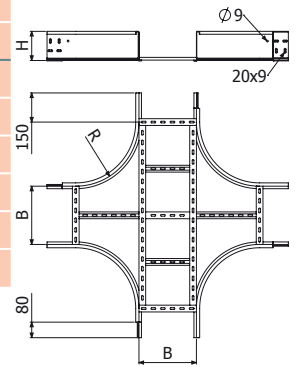
	R		B		H		e	HDG
	mm	inch	mm	inch	mm	inch	mm	REF
CRF2E-300 100X100X2	300	12"	100	4"	100	4"	2	216258
CRF2E-300 150X100X2	300	12"	150	6"	100	4"	2	216259
CRF2E-300 200X100X2	300	12"	200	8"	100	4"	2	216260
CRF2E-300 300X100X2	300	12"	300	12"	100	4"	2	216261
CRF2E-300 400X100X2	300	12"	400	16"	100	4"	2	216262
CRF2E-300 500X100X2	300	12"	500	20"	100	4"	2	216263
CRF2E-300 600X100X2	300	12"	600	24"	100	4"	2	216264
CRF2E-300 150X120X2	300	12"	150	6"	120	4 3/4"	2	216265
CRF2E-300 200X120X2	300	12"	200	8"	120	4 3/4"	2	216266
CRF2E-300 300X120X2	300	12"	300	12"	120	4 3/4"	2	216267
CRF2E-300 400X120X2	300	12"	400	16"	120	4 3/4"	2	216268
CRF2E-300 500X120X2	300	12"	500	20"	120	4 3/4"	2	216269
CRF2E-300 600X120X2	300	12"	600	24"	120	4 3/4"	2	216270
CRF2E-300 150X150X2	300	12"	150	6"	150	6"	2	216271
CRF2E-300 200X150X2	300	12"	200	8"	150	6"	2	216272
CRF2E-300 300X150X2	300	12"	300	12"	150	6"	2	216273
CRF2E-300 400X150X2	300	12"	400	16"	150	6"	2	216274
CRF2E-300 500X150X2	300	12"	500	20"	150	6"	2	216275
CRF2E-300 600X150X2	300	12"	600	24"	150	6"	2	216276



4/100 x B2 (206792 - HDG) (8/100 x B2 150)




CRF2E H75/100/120



CRF2E H150

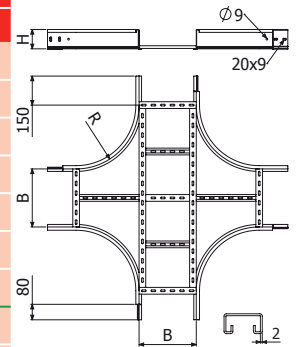
CRF2E-600



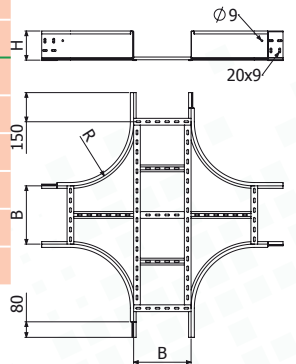
	R		B		H		e	HDG
	mm	inch	mm	inch	mm	inch	mm	REF
CRF2E-600 100X100X2	600	24"	100	4"	100	4"	2	216622
CRF2E-600 150X100X2	600	24"	150	6"	100	4"	2	216623
CRF2E-600 200X100X2	600	24"	200	8"	100	4"	2	216624
CRF2E-600 300X100X2	600	24"	300	12"	100	4"	2	216625
CRF2E-600 400X100X2	600	24"	400	16"	100	4"	2	216626
CRF2E-600 500X100X2	600	24"	500	20"	100	4"	2	216627
CRF2E-600 600X100X2	600	24"	600	24"	100	4"	2	216628
CRF2E-600 150X120X2	600	24"	150	6"	120	4 3/4"	2	216629
CRF2E-600 200X120X2	600	24"	200	8"	120	4 3/4"	2	216630
CRF2E-600 300X120X2	600	24"	300	12"	120	4 3/4"	2	216631
CRF2E-600 400X120X2	600	24"	400	16"	120	4 3/4"	2	216632
CRF2E-600 500X120X2	600	24"	500	20"	120	4 3/4"	2	216633
CRF2E-600 600X120X2	600	24"	600	24"	120	4 3/4"	2	216634
CRF2E-600 150X150X2	600	24"	150	6"	150	6"	2	216635
CRF2E-600 200X150X2	600	24"	200	8"	150	6"	2	216636
CRF2E-600 300X150X2	600	24"	300	12"	150	6"	2	216637
CRF2E-600 400X150X2	600	24"	400	16"	150	6"	2	216638
CRF2E-600 500X150X2	600	24"	500	20"	150	6"	2	216639
CRF2E-600 600X150X2	600	24"	600	24"	150	6"	2	216640



4/100 x B2 (206792 - HDG) (8/100 x B2 150)




CRF2E H75/100/120



CRF2E H150

TFE



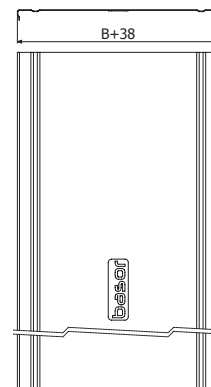
L = 3 m (10 ft)
400/500/600 - L=2 m (6,56 ft)




	B		e	HDG
	mm	inch	mm	REF
TFE 100x1,5 3M	100	4"	1,5	204937
TFE 150x1,5 3M	150	6"	1,5	204472
TFE 200x1,5 3M	200	8"	1,5	204473
TFE 300x1,5 3M	300	12"	1,5	203579
TFE 400x1,5 2M	400	16"	1,5	204430
TFE 500x1,5 2M	500	20"	1,5	204509
TFE 600x1,5 2M	600	24"	1,5	204494



4 x PTFE/PTFE-E60 -> 1 x TFE



TFEL



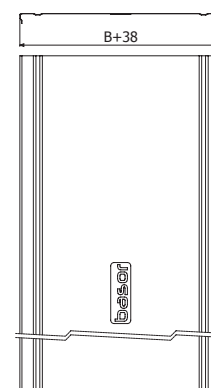
L = 3 m (10 ft)
400/500/600 - L=2 m (6,56 ft)




	B		e	HDG
	mm	inch	mm	REF
TFEL 100x0,8 3M	100	4"	0,8	210000
TFEL 150x0,8 3M	150	6"	0,8	210001
TFEL 200x0,8 3M	200	8"	0,8	210002
TFEL 300x0,8 3M	300	12"	0,8	210003
TFEL 400x1 2M	400	16"	1	210004
TFEL 500x1 2M	500	20"	1	210005
TFEL 600x1 2M	600	24"	1	210006



4 x PTFE/PTFE-E60 -> 1 x TFEL



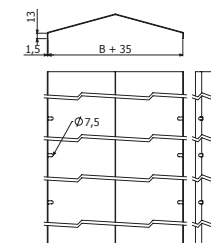
T2AFE




	B		HDG
	mm	inch	REF
T2AFE 100x1,5	100	4"	209778
T2AFE 150x1,5	150	6"	209779
T2AFE 200x1,5	200	8"	209780
T2AFE 300x1,5	300	12"	209781
T2AFE 400x1,5	400	16"	209782
T2AFE 500x1,5	500	20"	209783
T2AFE 600x1,5	600	24"	209784



4 x PTFE-2A (210008 - i304)



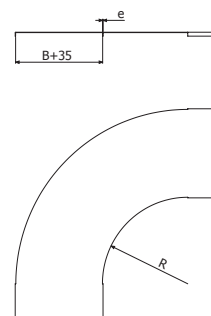
TCPFE-300




	R		B		e	HDG
	mm	inch	mm	imc	mm	REF
TCPFE-300 100x1,5	300	12"	100	4"	1,5	217213
TCPFE-300 150x1,5	300	12"	150	6"	1,5	217214
TCPFE-300 200x1,5	300	12"	200	8"	1,5	217215
TCPFE-300 300x1,5	300	12"	300	12"	1,5	217216
TCPFE-300 400x1,5	300	12"	400	16"	1,5	217217
TCPFE-300 500x1,5	300	12"	500	20"	1,5	217218
TCPFE-300 600x1,5	300	12"	600	24"	1,5	217219



4 x PTFE (207054 - i304)

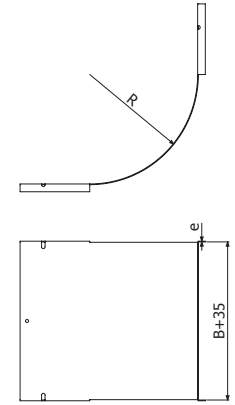


TCCFE-300



	R		B		e	HDG
	mm	inch	mm	imc	mm	REF
TCCFE-300 100x1,5	300	12"	100	4"	1,5	217220
TCCFE-300 150x1,5	300	12"	150	6"	1,5	217221
TCCFE-300 200x1,5	300	12"	200	8"	1,5	217222
TCCFE-300 300x1,5	300	12"	300	12"	1,5	217223
TCCFE-300 400x1,5	300	12"	400	16"	1,5	217224
TCCFE-300 500x1,5	300	12"	500	20"	1,5	217225
TCCFE-300 600x1,5	300	12"	600	24"	1,5	217226

4/100 x B1 (206826-HDG)

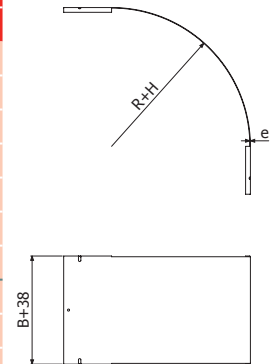


TCXFE-300



	R		B		H		e	HDG
	mm	inch	mm	imc	mm	inch	mm	REF
TCXFE-300 100X75x1,5	300	12"	100	4"	75	3"	1,5	217227
TCXFE-300 150X75x1,5	300	12"	150	6"	75	3"	1,5	217228
TCXFE-300 200X75x1,5	300	12"	200	8"	75	3"	1,5	217229
TCXFE-300 300X75x1,5	300	12"	300	12"	75	3"	1,5	217230
TCXFE-300 400X75x1,5	300	12"	400	16"	75	3"	1,5	217231
TCXFE-300 500X75x1,5	300	12"	500	20"	75	3"	1,5	217232
TCXFE-300 600X75x1,5	300	12"	600	24"	75	3"	1,5	217233
TCXFE-300 100X100x1,5	300	12"	100	4"	100	4"	1,5	217234
TCXFE-300 150X100x1,5	300	12"	150	6"	100	4"	1,5	217235
TCXFE-300 200X100x1,5	300	12"	200	8"	100	4"	1,5	217236
TCXFE-300 300X100x1,5	300	12"	300	12"	100	4"	1,5	217237
TCXFE-300 400X100x1,5	300	12"	400	16"	100	4"	1,5	217238
TCXFE-300 500X100x1,5	300	12"	500	20"	100	4"	1,5	217239
TCXFE-300 600X100x1,5	300	12"	600	24"	100	4"	1,5	217240
TCXFE-300 150X120x1,5	300	12"	150	6"	120	4 3/4"	1,5	217241
TCXFE-300 200X120x1,5	300	12"	200	8"	120	4 3/4"	1,5	217242
TCXFE-300 300X120x1,5	300	12"	300	12"	120	4 3/4"	1,5	217243
TCXFE-300 400X120x1,5	300	12"	400	16"	120	4 3/4"	1,5	217244
TCXFE-300 500X120x1,5	300	12"	500	20"	120	4 3/4"	1,5	217245
TCXFE-300 600X120x1,5	300	12"	600	24"	120	4 3/4"	1,5	217246
TCXFE-300 150X150x1,5	300	12"	150	6"	150	6"	1,5	217247
TCXFE-300 200X150x1,5	300	12"	200	8"	150	6"	1,5	217248
TCXFE-300 300X150x1,5	300	12"	300	12"	150	6"	1,5	217249
TCXFE-300 400X150x1,5	300	12"	400	16"	150	6"	1,5	217250
TCXFE-300 500X150x1,5	300	12"	500	20"	150	6"	1,5	217251
TCXFE-300 600X150x1,5	300	12"	600	24"	150	6"	1,5	217252

4/100 x B1 (206826-HDG)

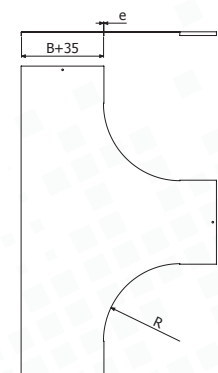


TTEFE-300




	R		B		e	HDG
	mm	inch	mm	imc	mm	REF
TTEFE-300 100x1,5	300	12"	100	4"	1,5	217253
TTEFE-300 150x1,5	300	12"	150	6"	1,5	217254
TTEFE-300 200x1,5	300	12"	200	8"	1,5	217255
TTEFE-300 300x1,5	300	12"	300	12"	1,5	217256
TTEFE-300 400x1,5	300	12"	400	16"	1,5	217257
TTEFE-300 500x1,5	300	12"	500	20"	1,5	217258
TTEFE-300 600x1,5	300	12"	600	24"	1,5	217259

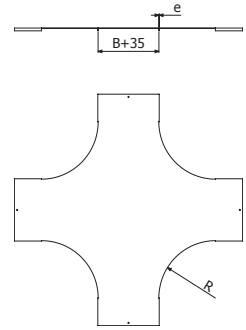
4 x PTFE (207054 - i304)



TCRFE-300



	R		B		e	HDG
	mm	inch	mm	imc	mm	REF
TCRFE-300 100x1,5	300	12"	100	4"	1,5	217260
TCRFE-300 150x1,5	300	12"	150	6"	1,5	217261
TCRFE-300 200x1,5	300	12"	200	8"	1,5	217262
TCRFE-300 300x1,5	300	12"	300	12"	1,5	217263
TCRFE-300 400x1,5	300	12"	400	16"	1,5	217264
TCRFE-300 500x1,5	300	12"	500	20"	1,5	217265
TCRFE-300 600x1,5	300	12"	600	24"	1,5	217266




4 x PTFE (207054 - i304)

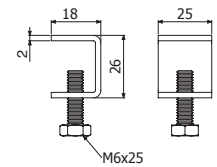
PTFE



PTFE	Pap	e	i304	i316
	N-m	mm	REF	REF
	6	2	207054	218568



10
4 x PTFE => 1 x TFE/TFEL

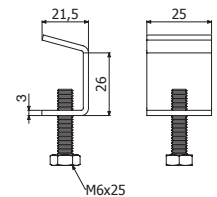


PT2AFE



PT2AFE	Pap	e	i304	i316
	N-m	mm	REF	REF
	6	2	210008	218569

10
4 x PT2AFE => 1 x T2AFE


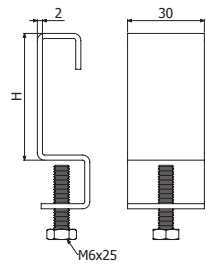


PTFE-E60



PTFE-E60	Pap	H		i304	i316
	N-m	mm	inch	REF	REF
	6	60	2 3/8"	209787	218570

10
PTFE-E60 + PTFE (207054-i304 / 218568-i304)
4 x PTFE-E60 --> 1 x TFE

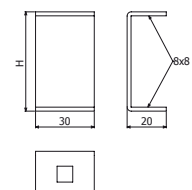


PVTFE-E60



PVTFE-E60	Pap	H		i304	i316
	N-m	mm	inch	REF	REF
	6	60	2 3/8"	209788	218571

10
4 x PVTFE-E60 --> 1 x TCCFE / TCXFE
PVTFE-E60 + 2/100 x B1 (204925) -->



PT2AFE-E60

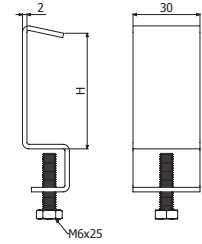


Pap	H		i304	i316
	N-m	mm	inch	REF
PT2AFE-E60	6	60	2 3/8"	209785 218572




PT2AFE-E60 + 1/100 x B1 (204925)

4 x PT2AFE-E60 --> 1 x TFE



PVT2FE-E60

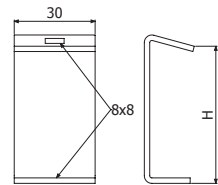


Pap	H		i304	i316
	N-m	mm	inch	REF
PVT2AFE-E60	6	60	2 3/8"	209786 218573




4 x PVT2AFE-E60 --> 1 x TCCFE-300 / TCXFE-300

PVT2AFE-E60 + 2/100 x B1 (204925) -->

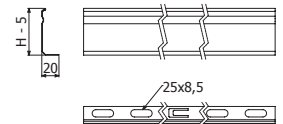


PS



L = 3 m (10 ft)


	H		HDG
	mm	inch	REF
PS 35	35	1 3/8"	203479
PS 60	60	2 3/8"	203480
PS 80	80	3 1/8"	203481
PS 100	100	4"	203482



FE H60-100: 3 x (ISO7380-2 M8x30 (100u-Pack: 225581-i304) + DIN9021 M8 (217543-i304) + DIN934 M8 (217603-i304)
FE H120-H150 & F2E: 3 x (ISO7380-2 M8x30 (100u-Pack: 225581-i304) + DIN9021 M10 (218715-i304) + DIN 934 M8 (217603-i304)

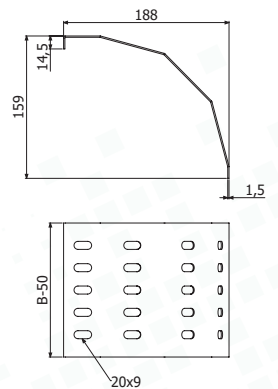
PS 35 FE H60, PS 60 FE H75, PS 80 FE H100, PS 100 FE H120/H150.

BJCFE



	B		e	HDG
	mm	inch	mm	REF
BJCFE 100x1,5	100	4"	1,5	210021
BJCFE 150x1,5	150	6"	1,5	210022
BJCFE 200x1,5	200	8"	1,5	210023
BJCFE 300x1,5	300	12"	1,5	210024
BJCFE 400x1,5	400	16"	1,5	210025
BJCFE 500x1,5	500	20"	1,5	210026
BJCFE 600x1,5	600	24"	1,5	210027


2/100 x B2 (206792 - HDG)

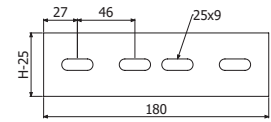


JUFE

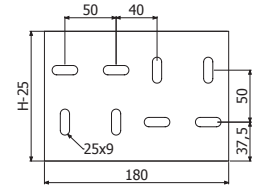


	H		e	HDG
	mm	inch		
JUFE 60/75	75	3"	2	200854
JUFE 100	100	4"	2	200856
JUFE 120	120	4 3/4"	2	206940
JUFE 150	150	6"	2	206941

 4/100 x B2 (206792 - HDG) / 8/100 x B2 150



JUFE 75/100/120




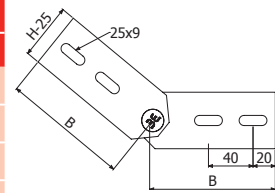
JUFE 150

JUFE-A

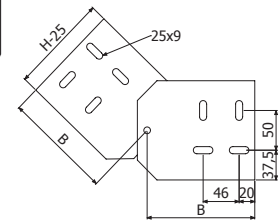


	H		e	HDG
	mm	inch		
JUFE-A 60/75	75	3"	2	200857
JUFE-A 100	100	4"	2	200859
JUFE-A 120	120	4 3/4"	2	206942
JUFE-A 150	150	6"	2	206943


 4/100 x B2 (206792 - HDG) / 8/100 x B2 150




JUFE-A 75/100/120




JUFE-A 150



JUFE-B




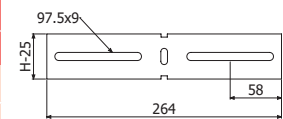
JUFE-B 75-120



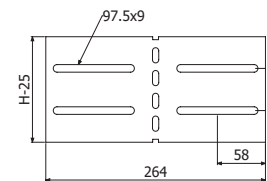
JUFE-B 150

	H		e	HDG
	mm	inch		
JUFE-B 60/75	75	3"	2	200860
JUFE-B 100	100	4"	2	200862
JUFE-B 120	120	4 3/4"	2	206944
JUFE-B 150	150	6"	2	206945

 4/100 x B2 (206792 - HDG) / 8/100 x B2 150




JUFE-B 75/100/120




JUFE-B 150

REFE

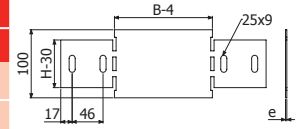


REFE H75/100/120

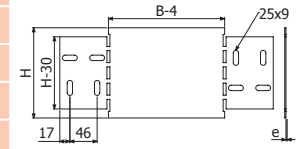


REFE H150

	B		H		e	HDG
	mm	inch	mm	inch		
REFE 50x75x2	50	2"	75	3"	2	206803
REFE 100x75x2	100	4"	75	3"	2	206804
REFE 150x75x2	150	6"	75	3"	2	206805
REFE 200x75x2	200	8"	75	3"	2	206806
REFE 50x100x2	50	2"	100	4"	2	206807
REFE 100x100x2	100	4"	100	4"	2	206808
REFE 150x100x2	150	6"	100	4"	2	206809
REFE 200x100x2	200	8"	100	4"	2	206810
REFE 50x120x2	50	2"	120	4 3/4"	2	206954
REFE 100x120x2	100	4"	120	4 3/4"	2	206955
REFE 150x120x2	150	6"	120	4 3/4"	2	206956
REFE 200x120x2	200	8"	120	4 3/4"	2	206957
REFE 50x150x2	50	2"	150	6"	2	206958
REFE 100x150x2	100	4"	150	6"	2	206959
REFE 150x150x2	150	6"	150	6"	2	206960
REFE 200x150x2	200	8"	150	6"	2	206961




REFE H75/100/120



REFE H150

4/100 x B2 (206792 - HDG) / 8/100 x B2 150

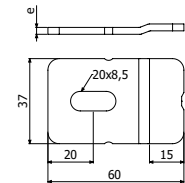
BFE



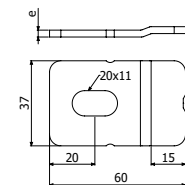
	e	HDG	e	i304	i316
	mm	REF	mm	REF	REF
BFE 6/8	3	200863	1,5	203293	-
BFE 10	3	200864	1,5	218531	218532

BFE 6/8 --> SHL/SHR --> BFE 6/8 + B2 (206792 - HDG)


SP4/SP4D --> BFE 10 + DIN933 10X30 (217547- i304) + TM41 M10 (217584 - HDG) + DIN125 M10 (217542-i304)



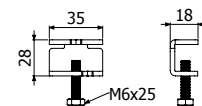
BFE 6/8



BEV



	HDG	i304	i316
	REF	REF	REF
BEV	211805	214473	218574



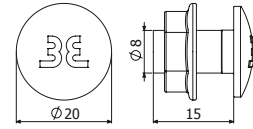
B2



B2 Pack 100u

13

Pap	HDG	i304
N-m	REF	REF
15	206792	205392



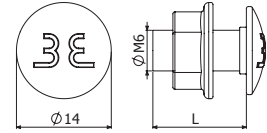
B1

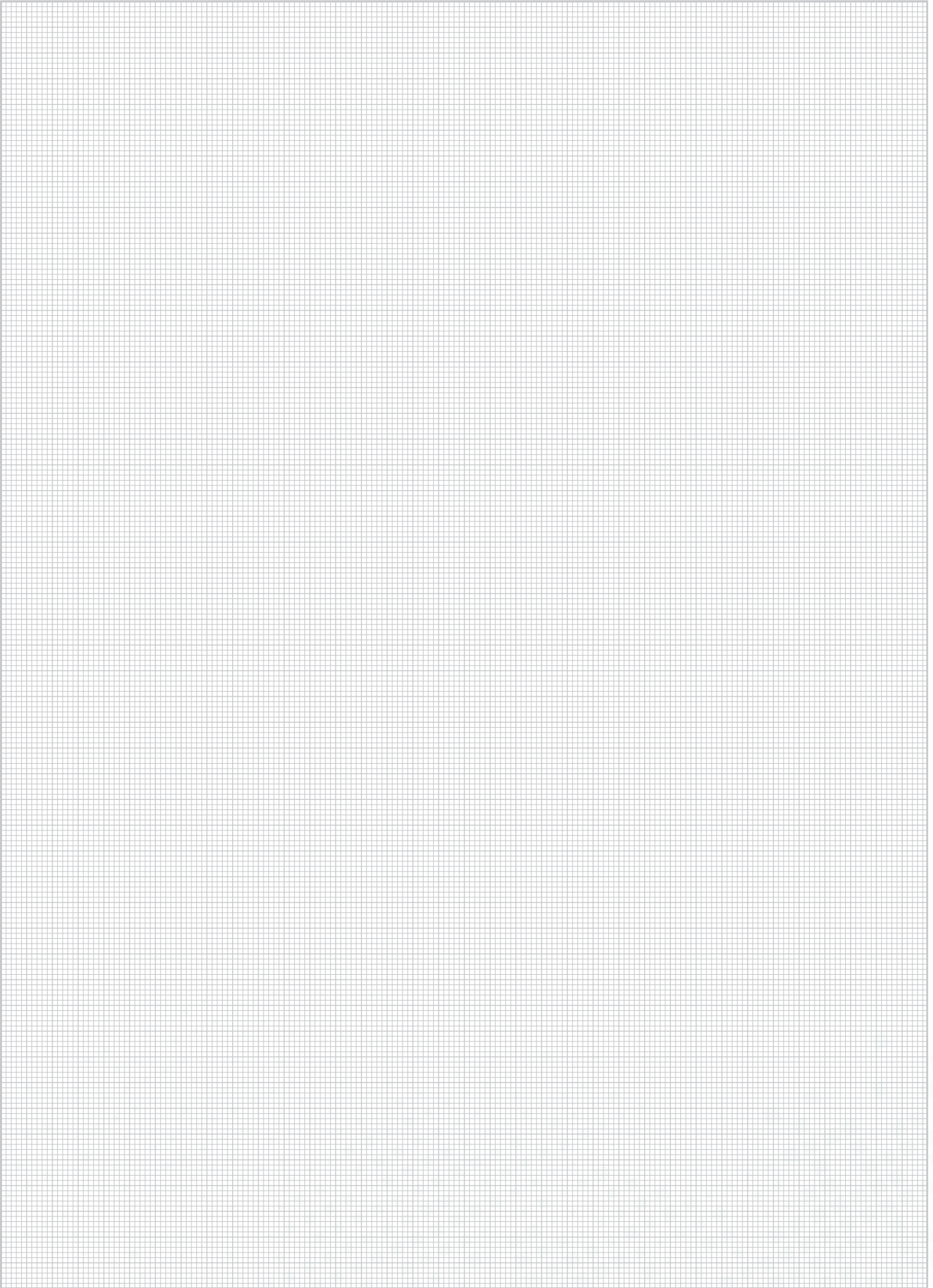






B1 Pack 100u

10

L	Pap	HDG	i304
mm	N-m	REF	REF
14	6	206826	-
B1 Pack 100u	20	6	-
			204925







H75 (3")						
B		Filling Area		Max. Filling*		
mm	inch	cm ²	in ²	2m	2,5m	3m
100	4	40	6	100%	100%	100%
150	6	60	9	100%	100%	100%
300	12	120	18	100%	100%	100%
450	18	160	24	100%	100%	100%
600	24	240	37	100%	100%	100%
750	30	300	46	100%	100%	100%
900	36	360	55	100%	100%	100%


H100 (4")								
B		Filling Area		Max. Filling*				
mm	inch	cm ²	in ²	2m	2,5m	3m	4m	5m
150	6	98	15	100%	100%	100%	100%	100%
300	12	195	30	100%	100%	100%	100%	100%
450	18	293	45	100%	100%	100%	100%	100%
600	24	390	60	100%	100%	100%	100%	84%
750	30	488	76	100%	100%	100%	100%	67%
900	36	585	91	100%	100%	100%	87%	56%

H125 (5")								
B		Filling Area		Max. Filling*				
mm	inch	cm ²	in ²	2,5m	3m	4m	5m	6m
150	6	135	21	100%	100%	100%	100%	100%
300	12	270	42	100%	100%	100%	100%	100%
450	18	405	63	100%	100%	100%	100%	98%
600	24	540	84	100%	100%	100%	100%	73%
750	30	675	105	100%	100%	100%	84%	59%
900	36	810	126	100%	100%	100%	70%	49%

H150 (6")							
B		Filling Area		Max. Filling*			
mm	inch	cm ²	in ²	3m	4m	5m	6m
150	6	173	31,2	100%	100%	100%	100%
300	12	336	41,5	100%	100%	100%	100%
450	18	504	62,3	100%	100%	100%	100%
600	24	672	83,1	100%	100%	100%	76%
750	30	840	103,9	100%	100%	88%	61%
900	35	1008	124,6	100%	100%	73%	51%

*Maximum filling depending on support span (m) considering a cable load of 0,23 kg/(m·cm²)

BSL H75

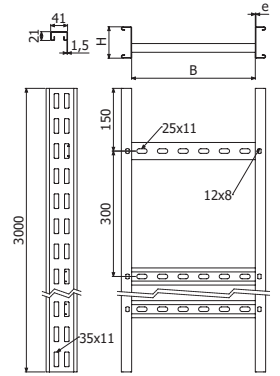


L = 3 m (10 ft)


	B		H		e	HDG	i304	i316
	mm	inch	mm	inch	mm	REF	REF	REF
BSL 100X75X1,5-300 3M	100	4"	75	3"	1,5	215136	210285	215159
BSL 150X75X1,5-300 3M	150	6"	75	3"	1,5	215137	210286	215160
BSL 300X75X1,5-300 3M	300	12"	75	3"	1,5	215138	210287	215161
BSL 450X75X1,5-300 3M	450	18"	75	3"	1,5	215139	210288	215162
BSL 600X75X1,5-300 3M	600	24"	75	3"	1,5	215140	210289	215163
BSL 750X75X1,5-300 3M	750	30"	75	3"	1,5	215141	210290	215164
BSL 900X75X1,5-300 3M	900	36"	75	3"	1,5	215142	210291	215165

Rung 41x21x1,5

🔧 2 x JUBSL 50 (215424-HDG // 218509-i304 // 215433-i316)



BSL H100

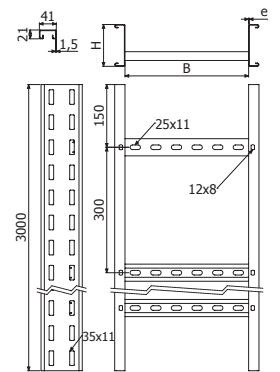


L = 3 m (10 ft)


	B		H		e	HDG	i304	i316
	mm	inch	mm	inch	mm	REF	REF	REF
BSL 150X100X1,5-300 3M	150	6"	100	4"	1,5	215143	214615	215166
BSL 300X100X1,5-300 3M	300	12"	100	4"	1,5	215144	214617	215167
BSL 450X100X1,5-300 3M	450	18"	100	4"	1,5	215145	214619	215168
BSL 600X100X1,5-300 3M	600	24"	100	4"	1,5	215146	214621	215169
BSL 750X100X1,5-300 3M	750	30"	100	4"	1,5	215147	214622	215170
BSL 900X100X1,5-300 3M	900	36"	100	4"	1,5	215148	214623	215171

Rung 41x21x1,5

🔧 2 x JUBSL 100 (215425-HDG // 215065-i304 // 215434-i316)



BSL H125

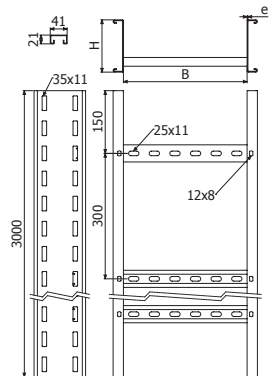


L = 3 m (10 ft)


	B		H		e	HDG	i304	i316
	mm	inch	mm	inch	mm	REF	REF	REF
BSL 150X125X2-300 3M	150	6"	125	5"	2	215149	214624	215172
BSL 300X125X2-300 3M	300	12"	125	5"	2	215150	214626	215173
BSL 450X125X2-300 3M	450	18"	125	5"	2	215151	214628	215174
BSL 600X125X2-300 3M	600	24"	125	5"	2	215152	214630	215175
BSL 750X125X2-300 3M	750	30"	125	5"	2	215153	214631	215176
BSL 900X125X2-300 3M	900	36"	125	5"	2	215154	214632	215177

Width ≤ 600 - Rung 41x21x1,5
Width > 600 - Rung 41x21x2

🔧 2 x JUBSL 125 (215426-HDG // 215476-i304 // 215435-i316)



BSL H150

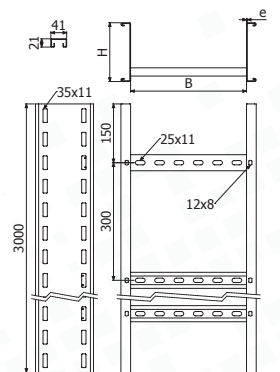


L = 3 m (10 ft)


	B		H		e	HDG	i304	i316
	mm	inch	mm	inch	mm	REF	REF	REF
BSL 150X150X2-300 3M	150	6"	150	6"	2	215155	214633	215178
BSL 300X150X2-300 3M	300	12"	150	6"	2	206437	214635	215179
BSL 450X150X2-300 3M	450	18"	150	6"	2	215156	214637	215180
BSL 600X150X2-300 3M	600	24"	150	6"	2	206439	214639	215181
BSL 750X150X2-300 3M	750	30"	150	6"	2	215157	214640	215182
BSL 900X150X2-300 3M	900	36"	150	6"	2	215158	214641	215183

Width ≤ 600 - Rung 41x21x1,5
Width > 600 - Rung 41x21x2

🔧 2 x JUBSL 150 (206445-HDG // 215539-i304 // 215436-i316)



BSL H150 6M



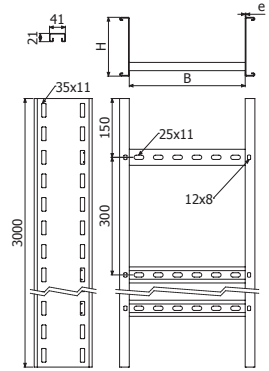
L = 6 m (20 ft)

BSL 150X150X2-300 6M
BSL 300X150X2-300 6M
BSL 450X150X2-300 6M
BSL 600X150X2-300 6M
BSL 750X150X2-300 6M
BSL 900X150X2-300 6M

B		H		e	HDG
mm	inch	mm	inch	mm	REF
150	6"	150	6"	2	209970
300	12"	150	6"	2	209971
450	18"	150	6"	2	209972
600	24"	150	6"	2	209973
750	30"	150	6"	2	209974
900	36"	150	6"	2	209975

Rung 41x21x1,5
Rung 41x21x2

🔧 2 x JUBSL 150 (206445-HDG // 215539-i304 // 215436-i316)



TBSL

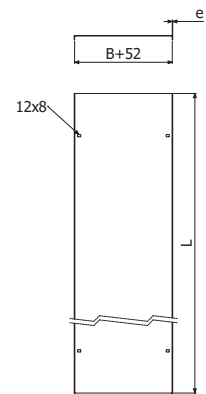


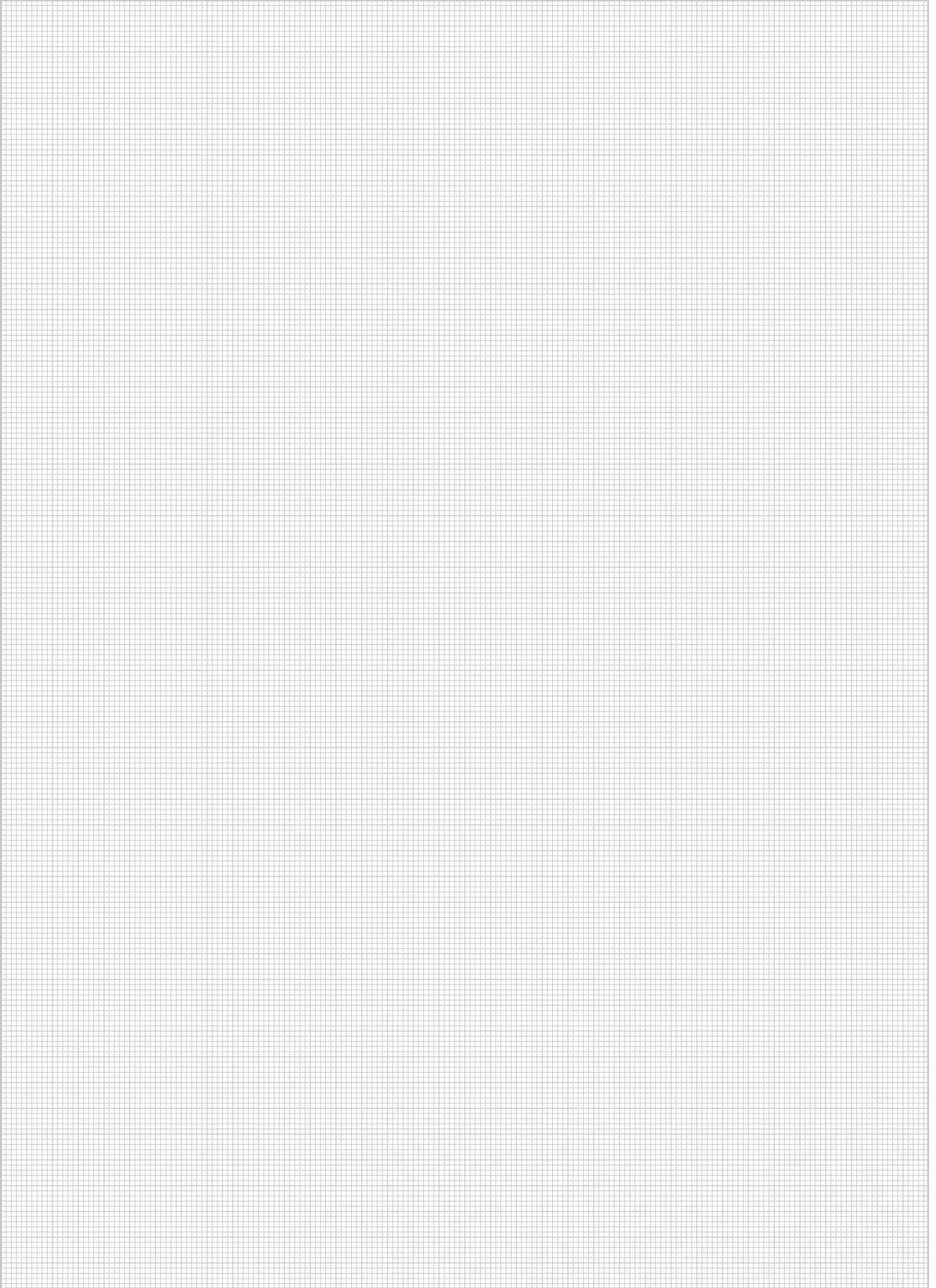
L = 3 m (10 ft)





TBSL 100X1,5
TBSL 150X1,5
TBSL 300X1,5
TBSL 450X1,5
TBSL 600X1,5
TBSL 750X1,5
TBSL 900X1,5

B		L	e	HDG	i304	i316
mm	inch	mm	mm	REF	REF	REF
100	4"	3000	1,5	209598	209605	209612
150	6"	3000	1,5	209599	209606	209613
300	12"	3000	1,5	209600	209607	209614
450	18"	3000	1,5	209601	209608	209615
600	24"	3000	1,5	209602	209609	209616
750	30"	3000	1,5	209603	209610	209617
900	36"	3000	1,5	209604	209611	208295

🔧 8/100 x B1 (206826-HDG // 204925-i304 // 218388-i316)








H125 (5")							
B		Filling Area		Max. Filling*			
mm	inch	cm ²	in ²	4,3m	4,9m	5,5m	6m
300	12	270	41,8	100%	100%	100%	100%
450	18	405	62,8	100%	100%	100%	100%
600	24	540	83,7	100%	100%	100%	91%

H150 (6")							
B		Filling Area		Max. Filling*			
mm	inch	cm ²	in ²	4,3m	4,9m	5,5m	6m
300	12	345	53,5	100%	100%	100%	100%
450	18	518	80,3	100%	100%	100%	100%
600	24	690	107	100%	100%	100%	95%

*Maximum filling depending on support span (m) considering a cable load of 0,23 kg/(m·cm²)

BSLR H125

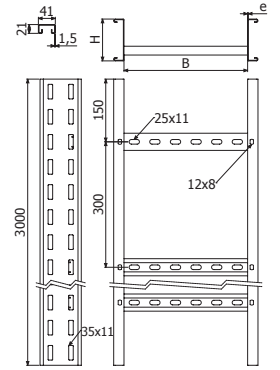


L = 6 m (20 ft)


- BSLR 300x125x2-300 6M
- BSLR 450x125x2-300 6M
- BSLR 600x125x2-300 6M

2 x JUBSL 125 (215426)

B		H		e	HDG
mm	inch	mm	inch	mm	REF
300	12	125	5	2	212097
450	18	125	5	2	212098
600	24	125	5	2	212099



BSLR H150

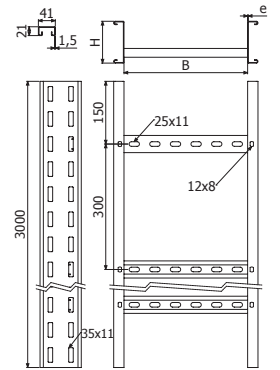


L = 6 m (20 ft)


- BSLR 300x150x2-300 6M
- BSLR 450x150x2-300 6M
- BSLR 600x150x2-300 6M

2 x JUBSL 150 (206445)

B		H		e	HDG
mm	inch	mm	inch	mm	REF
300	12	150	6	2	210270
450	18	150	6	2	210272
600	24	150	6	2	210273



TBSLR

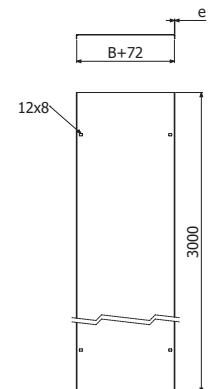


L = 3 m (10 ft)




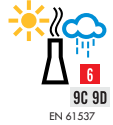


- TBSLR 300X1,5 3M
- TBSLR 450X1,5 3M
- TBSLR 600X1,5 3M

8/100 x B1 (206826-HDG)

B		e	HDG
mm	inch	mm	REF
300	12	1,5	210275
450	18	1,5	210277
600	24	1,5	210278







CPBSL



CPBSL45



CCBSL



CXBSL



TEBSL




CRBSL



JUBSL



JUBSL-A



JUBSL-B



BBSL



PVTBSL-E60



BBSLR



B1



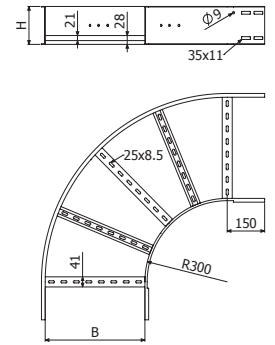
B3

CPBSL-300



	B		H		e	HDG	i304	i316
	mm	inch	mm	inch	mm	REF	REF	REF
CPBSL-300 100X75X1,5	100	4"	75	3"	1,5	215184	216641	215207
CPBSL-300 150X75X1,5	150	6"	75	3"	1,5	215185	216642	215208
CPBSL-300 300X75X1,5	300	12"	75	3"	1,5	215186	216643	215209
CPBSL-300 450X75X1,5	450	18"	75	3"	1,5	215187	216644	215210
CPBSL-300 600X75X1,5	600	24"	75	3"	1,5	215188	216645	215211
CPBSL-300 750X75X1,5	750	30"	75	3"	1,5	215189	216646	215212
CPBSL-300 900X75X1,5	900	36"	75	3"	1,5	215190	216647	215213
CPBSL-300 150X100X1,5	150	6"	100	4"	1,5	215191	216648	215214
CPBSL-300 300X100X1,5	300	12"	100	4"	1,5	215192	216649	215215
CPBSL-300 450X100X1,5	450	18"	100	4"	1,5	215193	216650	215216
CPBSL-300 600X100X1,5	600	24"	100	4"	1,5	215194	216651	215217
CPBSL-300 750X100X1,5	750	30"	100	4"	1,5	215195	216652	215218
CPBSL-300 900X100X1,5	900	36"	100	4"	1,5	215196	216653	215219
CPBSL-300 150X125X2	150	6"	125	5"	2	215197	216654	215220
CPBSL-300 300X125X2	300	12"	125	5"	2	215198	216655	215221
CPBSL-300 450X125X2	450	18"	125	5"	2	215199	216656	215222
CPBSL-300 600X125X2	600	24"	125	5"	2	215200	216657	215223
CPBSL-300 750X125X2	750	30"	125	5"	2	215201	216658	215224
CPBSL-300 900X125X2	900	36"	125	5"	2	215202	216659	215225
CPBSL-300 150X150X2	150	6"	150	6"	2	215203	216660	215226
CPBSL-300 300X150X2	300	12"	150	6"	2	206962	216661	215227
CPBSL-300 450X150X2	450	18"	150	6"	2	215204	216662	215228
CPBSL-300 600X150X2	600	24"	150	6"	2	206964	216663	215229
CPBSL-300 750X150X2	750	30"	150	6"	2	215205	216664	215230
CPBSL-300 900X150X2	900	36"	150	6"	2	215206	216665	215231

2 x JUBSL

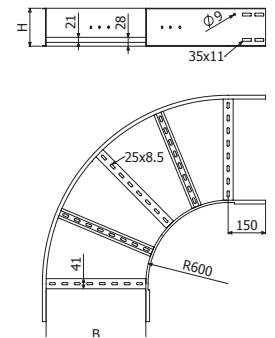


CPBSL-600



	B		H		e	HDG	i304	i316
	mm	inch	mm	inch	mm	REF	REF	REF
CPBSL-600 100X75X1,5	100	4"	75	3"	1,5	216766	216891	217016
CPBSL-600 150X75X1,5	150	6"	75	3"	1,5	216767	216892	217017
CPBSL-600 300X75X1,5	300	12"	75	3"	1,5	216768	216893	217018
CPBSL-600 450X75X1,5	450	18"	75	3"	1,5	216769	216894	217019
CPBSL-600 600X75X1,5	600	24"	75	3"	1,5	216770	216895	217020
CPBSL-600 750X75X1,5	750	30"	75	3"	1,5	216771	216896	217021
CPBSL-600 900X75X1,5	900	36"	75	3"	1,5	216772	216897	217022
CPBSL-600 150X100X1,5	150	6"	100	4"	1,5	216773	216898	217023
CPBSL-600 300X100X1,5	300	12"	100	4"	1,5	216774	216899	217024
CPBSL-600 450X100X1,5	450	18"	100	4"	1,5	216775	216900	217025
CPBSL-600 600X100X1,5	600	24"	100	4"	1,5	216776	216901	217026
CPBSL-600 750X100X1,5	750	30"	100	4"	1,5	216777	216902	217027
CPBSL-600 900X100X1,5	900	36"	100	4"	1,5	216778	216903	217028
CPBSL-600 150X125X2	150	6"	125	5"	2	216779	216904	217029
CPBSL-600 300X125X2	300	12"	125	5"	2	216780	216905	217030
CPBSL-600 450X125X2	450	18"	125	5"	2	216781	216906	217031
CPBSL-600 600X125X2	600	24"	125	5"	2	216782	216907	217032
CPBSL-600 750X125X2	750	30"	125	5"	2	216783	216908	217033
CPBSL-600 900X125X2	900	36"	125	5"	2	216784	216909	217034
CPBSL-600 150X150X2	150	6"	150	6"	2	216785	216910	217035
CPBSL-600 300X150X2	300	12"	150	6"	2	216786	216911	217036
CPBSL-600 450X150X2	450	18"	150	6"	2	216787	216912	217037
CPBSL-600 600X150X2	600	24"	150	6"	2	216788	216913	217038
CPBSL-600 750X150X2	750	30"	150	6"	2	216789	216914	217039
CPBSL-600 900X150X2	900	36"	150	6"	2	216790	216915	217040


2 x JUBSL

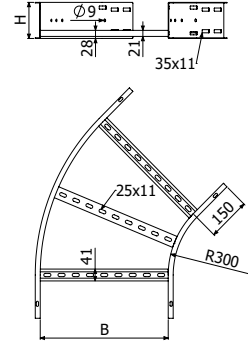


CPBSL45-300



	B		H		e	HDG	REF
	mm	inch	mm	inch			
CPBSL45-300 100X75X1.5	100	4"	100	4"	1,5		227080
CPBSL45-300 150X75X1.5	150	6"	100	4"	1,5		227081
CPBSL45-300 300X75X1.5	300	12"	100	4"	1,5		227082
CPBSL45-300 450X75X1.5	450	18"	100	4"	1,5		227083
CPBSL45-300 600X75X1.5	600	24"	100	4"	1,5		227084
CPBSL45-300 750X75X1.5	750	30"	100	4"	1,5		227085
CPBSL45-300 900X75X1.5	900	36"	100	4"	1,5		227086
CPBSL45-300 150X100X1.5	150	6"	100	4"	1,5		227087
CPBSL45-300 300X100X1.5	300	12"	100	4"	1,5		227088
CPBSL45-300 450X100X1.5	450	18"	100	4"	1,5		227089
CPBSL45-300 600X100X1.5	600	24"	100	4"	1,5		227090
CPBSL45-300 750X100X1.5	750	30"	100	4"	1,5		227091
CPBSL45-300 900X100X1.5	900	36"	100	4"	1,5		227092
CPBSL45-300 150X125X2	150	6"	125	5"	2		227093
CPBSL45-300 300X125X2	300	12"	125	5"	2		227094
CPBSL45-300 450X125X2	450	18"	125	5"	2		227095
CPBSL45-300 600X125X2	600	24"	125	5"	2		227096
CPBSL45-300 750X125X2	750	30"	125	5"	2		227097
CPBSL45-300 900X125X2	900	36"	125	5"	2		227098
CPBSL45-300 150X150X2	150	6"	125	5"	2		227099
CPBSL45-300 300X150X2	300	12"	125	5"	2		219887
CPBSL45-300 450X150X2	450	18"	125	5"	2		219888
CPBSL45-300 600X150X2	600	24"	125	5"	2		219889
CPBSL45-300 750X150X2	750	30"	125	5"	2		227100
CPBSL45-300 900X150X2	900	36"	125	5"	2		227101

 2 x JUBSL

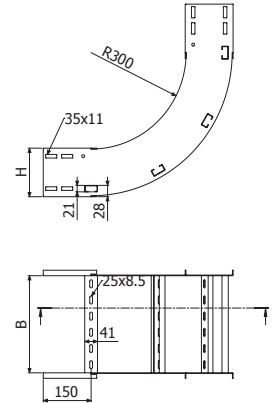


CCBSL-300



	B		H		e	HDG	i304	i316
	mm	inch	mm	inch	mm	REF	REF	REF
CCBSL-300 100X75X1,5	100	4"	75	3"	1,5	215232	216666	215255
CCBSL-300 150X75X1,5	150	6"	75	3"	1,5	215233	216667	215256
CCBSL-300 300X75X1,5	300	12"	75	3"	1,5	215234	216668	215257
CCBSL-300 450X75X1,5	450	18"	75	3"	1,5	215235	216669	215258
CCBSL-300 600X75X1,5	600	24"	75	3"	1,5	215236	216670	215259
CCBSL-300 750X75X1,5	750	30"	75	3"	1,5	215237	216671	215260
CCBSL-300 900X75X1,5	900	36"	75	3"	1,5	215238	216672	215261
CCBSL-300 150X100X1,5	150	6"	100	4"	1,5	215239	216673	215262
CCBSL-300 300X100X1,5	300	12"	100	4"	1,5	215240	216674	215263
CCBSL-300 450X100X1,5	450	18"	100	4"	1,5	215241	216675	215264
CCBSL-300 600X100X1,5	600	24"	100	4"	1,5	215242	216676	215265
CCBSL-300 750X100X1,5	750	30"	100	4"	1,5	215243	216677	215266
CCBSL-300 900X100X1,5	900	36"	100	4"	1,5	215244	216678	215267
CCBSL-300 150X125X2	150	6"	125	5"	2	215245	216679	215268
CCBSL-300 300X125X2	300	12"	125	5"	2	215246	216680	215269
CCBSL-300 450X125X2	450	18"	125	5"	2	215247	216681	215270
CCBSL-300 600X125X2	600	24"	125	5"	2	215248	216682	215271
CCBSL-300 750X125X2	750	30"	125	5"	2	215249	216683	215272
CCBSL-300 900X125X2	900	36"	125	5"	2	215250	216684	215273
CCBSL-300 150X150X2	150	6"	150	6"	2	215251	216685	215274
CCBSL-300 300X150X2	300	12"	150	6"	2	206968	216686	215275
CCBSL-300 450X150X2	450	18"	150	6"	2	215252	216687	215276
CCBSL-300 600X150X2	600	24"	150	6"	2	206970	216688	215277
CCBSL-300 750X150X2	750	30"	150	6"	2	215253	216689	215278
CCBSL-300 900X150X2	900	36"	150	6"	2	215254	216690	215279

2 x JUBSL

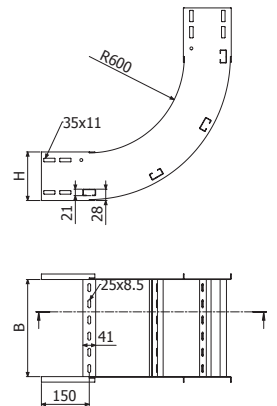


CCBSL-600



	B		H		e	HDG	i304	i316
	mm	inch	mm	inch	mm	REF	REF	REF
CCBSL-600 100X75X1,5	100	4"	75	3"	1,5	216791	216916	217041
CCBSL-600 150X75X1,5	150	6"	75	3"	1,5	216792	216917	217042
CCBSL-600 300X75X1,5	300	12"	75	3"	1,5	216793	216918	217043
CCBSL-600 450X75X1,5	450	18"	75	3"	1,5	216794	216919	217044
CCBSL-600 600X75X1,5	600	24"	75	3"	1,5	216795	216920	217045
CCBSL-600 750X75X1,5	750	30"	75	3"	1,5	216796	216921	217046
CCBSL-600 900X75X1,5	900	36"	75	3"	1,5	216797	216922	217047
CCBSL-600 150X100X1,5	150	6"	100	4"	1,5	216798	216923	217048
CCBSL-600 300X100X1,5	300	12"	100	4"	1,5	216799	216924	217049
CCBSL-600 450X100X1,5	450	18"	100	4"	1,5	216800	216925	217050
CCBSL-600 600X100X1,5	600	24"	100	4"	1,5	216801	216926	217051
CCBSL-600 750X100X1,5	750	30"	100	4"	1,5	216802	216927	217052
CCBSL-600 900X100X1,5	900	36"	100	4"	1,5	216803	216928	217053
CCBSL-600 150X125X2	150	6"	125	5"	2	216804	216929	217054
CCBSL-600 300X125X2	300	12"	125	5"	2	216805	216930	217055
CCBSL-600 450X125X2	450	18"	125	5"	2	216806	216931	217056
CCBSL-600 600X125X2	600	24"	125	5"	2	216807	216932	217057
CCBSL-600 750X125X2	750	30"	125	5"	2	216808	216933	217058
CCBSL-600 900X125X2	900	36"	125	5"	2	216809	216934	217059
CCBSL-600 150X150X2	150	6"	150	6"	2	216810	216935	217060
CCBSL-600 300X150X2	300	12"	150	6"	2	216811	216936	217061
CCBSL-600 450X150X2	450	18"	150	6"	2	216812	216937	217062
CCBSL-600 600X150X2	600	24"	150	6"	2	216813	216938	217063
CCBSL-600 750X150X2	750	30"	150	6"	2	216814	216939	217064
CCBSL-600 900X150X2	900	36"	150	6"	2	216815	216940	217065

2 x JUBSL

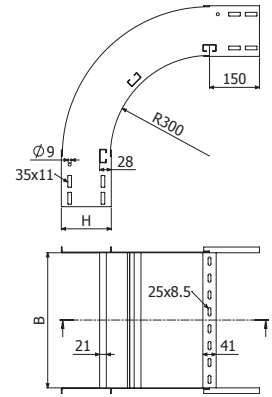


CXBSL-300



	B		H		e	HDG	i304	i316
	mm	inch	mm	inch	mm	REF	REF	REF
CXBSL-300 100X75X1,5	100	4"	75	3"	1,5	215280	216691	215303
CXBSL-300 150X75X1,5	150	6"	75	3"	1,5	215281	216692	215304
CXBSL-300 300X75X1,5	300	12"	75	3"	1,5	215282	216693	215305
CXBSL-300 450X75X1,5	450	18"	75	3"	1,5	215283	216694	215306
CXBSL-300 600X75X1,5	600	24"	75	3"	1,5	215284	216695	215307
CXBSL-300 750X75X1,5	750	30"	75	3"	1,5	215285	216696	215308
CXBSL-300 900X75X1,5	900	36"	75	3"	1,5	215286	216697	215309
CXBSL-300 150X100X1,5	150	6"	100	4"	1,5	215287	216698	215310
CXBSL-300 300X100X1,5	300	12"	100	4"	1,5	215288	216699	215311
CXBSL-300 450X100X1,5	450	18"	100	4"	1,5	215289	216700	215312
CXBSL-300 600X100X1,5	600	24"	100	4"	1,5	215290	216701	215313
CXBSL-300 750X100X1,5	750	30"	100	4"	1,5	215291	216702	215314
CXBSL-300 900X100X1,5	900	36"	100	4"	1,5	215292	216703	215315
CXBSL-300 150X125X2	150	6"	125	5"	2	215293	216704	215316
CXBSL-300 300X125X2	300	12"	125	5"	2	215294	216705	215317
CXBSL-300 450X125X2	450	18"	125	5"	2	215295	216706	215318
CXBSL-300 600X125X2	600	24"	125	5"	2	215296	216707	215319
CXBSL-300 750X125X2	750	30"	125	5"	2	215297	216708	215320
CXBSL-300 900X125X2	900	36"	125	5"	2	215298	216709	215321
CXBSL-300 150X150X2	150	6"	150	6"	2	215299	216710	215322
CXBSL-300 300X150X2	300	12"	150	6"	2	206974	216711	215323
CXBSL-300 450X150X2	450	18"	150	6"	2	215300	216712	215324
CXBSL-300 600X150X2	600	24"	150	6"	2	206976	216713	215325
CXBSL-300 750X150X2	750	30"	150	6"	2	215301	216714	215326
CXBSL-300 900X150X2	900	36"	150	6"	2	215302	216715	215327

2 x JUBSL

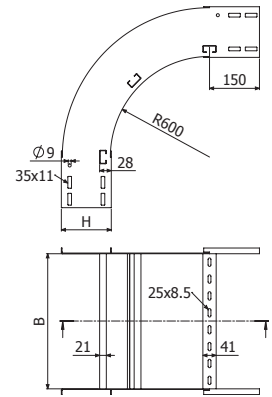


CXBSL-600




	B		H		e	HDG	i304	i316
	mm	inch	mm	inch	mm	REF	REF	REF
CXBSL-600 100X75X1,5	100	4"	75	3"	1,5	216816	216941	217066
CXBSL-600 150X75X1,5	150	6"	75	3"	1,5	216817	216942	217067
CXBSL-600 300X75X1,5	300	12"	75	3"	1,5	216818	216943	217068
CXBSL-600 450X75X1,5	450	18"	75	3"	1,5	216819	216944	217069
CXBSL-600 600X75X1,5	600	24"	75	3"	1,5	216820	216945	217070
CXBSL-600 750X75X1,5	750	30"	75	3"	1,5	216821	216946	217071
CXBSL-600 900X75X1,5	900	36"	75	3"	1,5	216822	216947	217072
CXBSL-600 150X100X1,5	150	6"	100	4"	1,5	216823	216948	217073
CXBSL-600 300X100X1,5	300	12"	100	4"	1,5	216824	216949	217074
CXBSL-600 450X100X1,5	450	18"	100	4"	1,5	216825	216950	217075
CXBSL-600 600X100X1,5	600	24"	100	4"	1,5	216826	216951	217076
CXBSL-600 750X100X1,5	750	30"	100	4"	1,5	216827	216952	217077
CXBSL-600 900X100X1,5	900	36"	100	4"	1,5	216828	216953	217078
CXBSL-600 150X125X2	150	6"	125	5"	2	216829	216954	217079
CXBSL-600 300X125X2	300	12"	125	5"	2	216830	216955	217080
CXBSL-600 450X125X2	450	18"	125	5"	2	216831	216956	217081
CXBSL-600 600X125X2	600	24"	125	5"	2	216832	216957	217082
CXBSL-600 750X125X2	750	30"	125	5"	2	216833	216958	217083
CXBSL-600 900X125X2	900	36"	125	5"	2	216834	216959	217084
CXBSL-600 150X150X2	150	6"	150	6"	2	216835	216960	217085
CXBSL-600 300X150X2	300	12"	150	6"	2	216836	216961	217086
CXBSL-600 450X150X2	450	18"	150	6"	2	216837	216962	217087
CXBSL-600 600X150X2	600	24"	150	6"	2	216838	216963	217088
CXBSL-600 750X150X2	750	30"	150	6"	2	216839	216964	217089
CXBSL-600 900X150X2	900	36"	150	6"	2	216840	216965	217090


2 x JUBSL

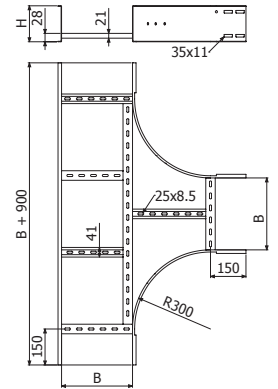


TEBSL-300




	B		H		e	HDG	i304	i316
	mm	inch	mm	inch	mm	REF	REF	REF
TEBSL-300 100X75X1,5	100	4"	75	3"	1,5	215328	216716	215351
TEBSL-300 150X75X1,5	150	6"	75	3"	1,5	215329	216717	215352
TEBSL-300 300X75X1,5	300	12"	75	3"	1,5	215330	216718	215353
TEBSL-300 450X75X1,5	450	18"	75	3"	1,5	215331	216719	215354
TEBSL-300 600X75X1,5	600	24"	75	3"	1,5	215332	216720	215355
TEBSL-300 750X75X1,5	750	30"	75	3"	1,5	215333	216721	215356
TEBSL-300 900X75X1,5	900	36"	75	3"	1,5	215334	216722	215357
TEBSL-300 150X100X1,5	150	6"	100	4"	1,5	215335	216723	215358
TEBSL-300 300X100X1,5	300	12"	100	4"	1,5	215336	216724	215359
TEBSL-300 450X100X1,5	450	18"	100	4"	1,5	215337	216725	215360
TEBSL-300 600X100X1,5	600	24"	100	4"	1,5	215338	216726	215361
TEBSL-300 750X100X1,5	750	30"	100	4"	1,5	215339	216727	215362
TEBSL-300 900X100X1,5	900	36"	100	4"	1,5	215340	216728	215363
TEBSL-300 150X125X2	150	6"	125	5"	2	215341	216729	215364
TEBSL-300 300X125X2	300	12"	125	5"	2	215342	216730	215365
TEBSL-300 450X125X2	450	18"	125	5"	2	215343	216731	215366
TEBSL-300 600X125X2	600	24"	125	5"	2	215344	216732	215367
TEBSL-300 750X125X2	750	30"	125	5"	2	215345	216733	215368
TEBSL-300 900X125X2	900	36"	125	5"	2	215346	216734	215369
TEBSL-300 150X150X2	150	6"	150	6"	2	215347	216735	215370
TEBSL-300 300X150X2	300	12"	150	6"	2	206980	216736	215371
TEBSL-300 450X150X2	450	18"	150	6"	2	215348	216737	215372
TEBSL-300 600X150X2	600	24"	150	6"	2	206982	216738	215373
TEBSL-300 750X150X2	750	30"	150	6"	2	215349	216739	215374
TEBSL-300 900X150X2	900	36"	150	6"	2	215350	216740	215375


 2 x JUBSL

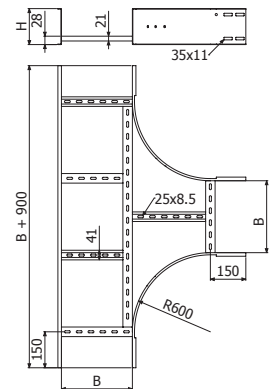


TEBSL-600




	B		H		e	HDG	i304	i316
	mm	inch	mm	inch	mm	REF	REF	REF
TEBSL-600 100X75X1,5	100	4"	75	3"	1,5	216841	216966	217091
TEBSL-600 150X75X1,5	150	6"	75	3"	1,5	216842	216967	217092
TEBSL-600 300X75X1,5	300	12"	75	3"	1,5	216843	216968	217093
TEBSL-600 450X75X1,5	450	18"	75	3"	1,5	216844	216969	217094
TEBSL-600 600X75X1,5	600	24"	75	3"	1,5	216845	216970	217095
TEBSL-600 750X75X1,5	750	30"	75	3"	1,5	216846	216971	217096
TEBSL-600 900X75X1,5	900	36"	75	3"	1,5	216847	216972	217097
TEBSL-600 150X100X1,5	150	6"	100	4"	1,5	216848	216973	217098
TEBSL-600 300X100X1,5	300	12"	100	4"	1,5	216849	216974	217099
TEBSL-600 450X100X1,5	450	18"	100	4"	1,5	216850	216975	217100
TEBSL-600 600X100X1,5	600	24"	100	4"	1,5	216851	216976	217101
TEBSL-600 750X100X1,5	750	30"	100	4"	1,5	216852	216977	217102
TEBSL-600 900X100X1,5	900	36"	100	4"	1,5	216853	216978	217103
TEBSL-600 150X125X2	150	6"	125	5"	2	216854	216979	217104
TEBSL-600 300X125X2	300	12"	125	5"	2	216855	216980	217105
TEBSL-600 450X125X2	450	18"	125	5"	2	216856	216981	217106
TEBSL-600 600X125X2	600	24"	125	5"	2	216857	216982	217107
TEBSL-600 750X125X2	750	30"	125	5"	2	216858	216983	217108
TEBSL-600 900X125X2	900	36"	125	5"	2	216859	216984	217109
TEBSL-600 150X150X2	150	6"	150	6"	2	216860	216985	217110
TEBSL-600 300X150X2	300	12"	150	6"	2	216861	216986	217111
TEBSL-600 450X150X2	450	18"	150	6"	2	216862	216987	217112
TEBSL-600 600X150X2	600	24"	150	6"	2	216863	216988	217113
TEBSL-600 750X150X2	750	30"	150	6"	2	216864	216989	217114
TEBSL-600 900X150X2	900	36"	150	6"	2	216865	216990	217115

 2 x JUBSL

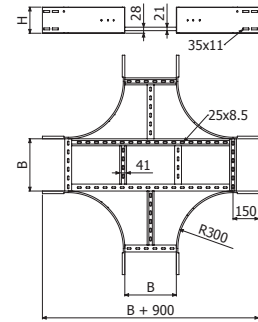


CRBSL-300



	B		H		e	HDG	i304	i316
	mm	inch	mm	inch	mm	REF	REF	REF
CRBSL-300 100X75X1,5	100	4"	75	3"	1,5	215376	216741	215399
CRBSL-300 150X75X1,5	150	6"	75	3"	1,5	215377	216742	215400
CRBSL-300 300X75X1,5	300	12"	75	3"	1,5	215378	216743	215401
CRBSL-300 450X75X1,5	450	18"	75	3"	1,5	215379	216744	215402
CRBSL-300 600X75X1,5	600	24"	75	3"	1,5	215380	216745	215403
CRBSL-300 750X75X1,5	750	30"	75	3"	1,5	215381	216746	215404
CRBSL-300 900X75X1,5	900	36"	75	3"	1,5	215382	216747	215405
CRBSL-300 150X100X1,5	150	6"	100	4"	1,5	215383	216748	215406
CRBSL-300 300X100X1,5	300	12"	100	4"	1,5	215384	216749	215407
CRBSL-300 450X100X1,5	450	18"	100	4"	1,5	215385	216750	215408
CRBSL-300 600X100X1,5	600	24"	100	4"	1,5	215386	216751	215409
CRBSL-300 750X100X1,5	750	30"	100	4"	1,5	215387	216752	215410
CRBSL-300 900X100X1,5	900	36"	100	4"	1,5	215388	216753	215411
CRBSL-300 150X125X2	150	6"	125	5"	2	215389	216754	215412
CRBSL-300 300X125X2	300	12"	125	5"	2	215390	216755	215413
CRBSL-300 450X125X2	450	18"	125	5"	2	215391	216756	215414
CRBSL-300 600X125X2	600	24"	125	5"	2	215392	216757	215415
CRBSL-300 750X125X2	750	30"	125	5"	2	215393	216758	215416
CRBSL-300 900X125X2	900	36"	125	5"	2	215394	216759	215417
CRBSL-300 150X150X2	150	6"	150	6"	2	215395	216760	215418
CRBSL-300 300X150X2	300	12"	150	6"	2	206986	216761	215419
CRBSL-300 450X150X2	450	18"	150	6"	2	215396	216762	215420
CRBSL-300 600X150X2	600	24"	150	6"	2	206988	216763	215421
CRBSL-300 750X150X2	750	30"	150	6"	2	215397	216764	215422
CRBSL-300 900X150X2	900	36"	150	6"	2	215398	216765	215423

2 x JUBSL

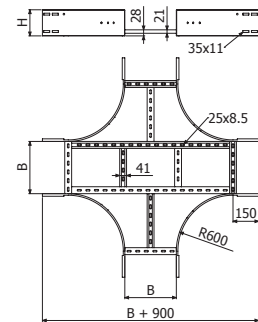


CRBSL-600




	B		H		e	HDG	i304	i316
	mm	inch	mm	inch	mm	REF	REF	REF
CRBSL-600 100X75X1,5	100	4"	75	3"	1,5	216866	216991	217116
CRBSL-600 150X75X1,5	150	6"	75	3"	1,5	216867	216992	217117
CRBSL-600 300X75X1,5	300	12"	75	3"	1,5	216868	216993	217118
CRBSL-600 450X75X1,5	450	18"	75	3"	1,5	216869	216994	217119
CRBSL-600 600X75X1,5	600	24"	75	3"	1,5	216870	216995	217120
CRBSL-600 750X75X1,5	750	30"	75	3"	1,5	216871	216996	217121
CRBSL-600 900X75X1,5	900	36"	75	3"	1,5	216872	216997	217122
CRBSL-600 150X100X1,5	150	6"	100	4"	1,5	216873	216998	217123
CRBSL-600 300X100X1,5	300	12"	100	4"	1,5	216874	216999	217124
CRBSL-600 450X100X1,5	450	18"	100	4"	1,5	216875	217000	217125
CRBSL-600 600X100X1,5	600	24"	100	4"	1,5	216876	217001	217126
CRBSL-600 750X100X1,5	750	30"	100	4"	1,5	216877	217002	217127
CRBSL-600 900X100X1,5	900	36"	100	4"	1,5	216878	217003	217128
CRBSL-600 150X125X2	150	6"	125	5"	2	216879	217004	217129
CRBSL-600 300X125X2	300	12"	125	5"	2	216880	217005	217130
CRBSL-600 450X125X2	450	18"	125	5"	2	216881	217006	217131
CRBSL-600 600X125X2	600	24"	125	5"	2	216882	217007	217132
CRBSL-600 750X125X2	750	30"	125	5"	2	216883	217008	217133
CRBSL-600 900X125X2	900	36"	125	5"	2	216884	217009	217134
CRBSL-600 150X150X2	150	6"	150	6"	2	216885	217010	217135
CRBSL-600 300X150X2	300	12"	150	6"	2	216886	217011	217136
CRBSL-600 450X150X2	450	18"	150	6"	2	216887	217012	217137
CRBSL-600 600X150X2	600	24"	150	6"	2	216888	217013	217138
CRBSL-600 750X150X2	750	30"	150	6"	2	216889	217014	217139
CRBSL-600 900X150X2	900	36"	150	6"	2	216890	217015	217140

2 x JUBSL

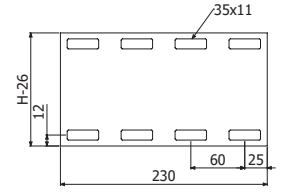


JUBSL



	e	HDG	i304	i316
	mm	REF	REF	REF
JUBSL 75	2	215424	218509	215433
JUBSL 100	2	215425	215065	215434
JUBSL 125	2	215426	215476	215435
JUBSL 150	2	206445	215539	215436

 8/100 x B3 (208827 - HDG // 212096-i304 // 215575-i316)

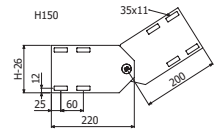
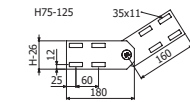


JUBSL-A




	e	HDG	i304	i316
	mm	REF	REF	REF
JUBSL-A 75	2	215427	218510	215437
JUBSL-A 100	2	215428	215540	215438
JUBSL-A 125	2	215429	215541	215439
JUBSL-A 150	2	206447	215542	215440

 8/100 x B3 (208827 - HDG // 212096-i304 // 215575-i316)

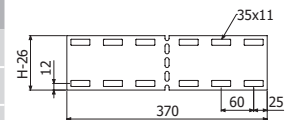


JUBSL-B




	e	HDG	i304	i316
	mm	REF	REF	REF
JUBSL-B 75	2	215430	218511	215441
JUBSL-B 100	2	215431	215543	215442
JUBSL-B 125	2	215432	215550	215443
JUBSL-B 150	2	206449	215551	215444

 8/100 x B3 (208827 - HDG // 212096-i304 // 215575-i316)

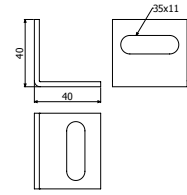


BBSL



BBSL 10	HDG	i304	i316
	REF	REF	REF
	200855	218591	211311

SP4/SP4D --> DIN933 M10X30 (217547-i304 // 217600-i316) + TM41 M10 (217584 - HDG // 218525-i304 // 217612-i316) + DIN125 M10 (217542-i304) + B3 (208827-HDG // 212096-i304 // 215575-i316)

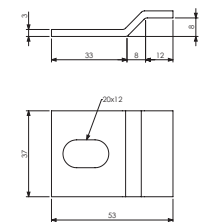


BBSLR



BBSLR 12	HDG	i304	i316
	REF	REF	REF
	210267	218575	218592

SP4/SP4D --> DIN933 M10X30 (217547-i304 // 217600-i316) + TM41 M10 (217584-HDG // 218525-i304 // 217612-i316)

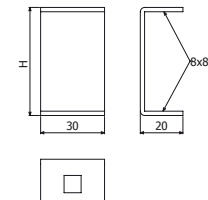


PVTBSL-E60



PVTBSL-E60	H		i304
	mm	inch	REF
	60	2 3/8"	218533

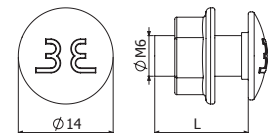
PVTBSL-E60 + 2/100 x B1 (204925-i304 // 218388-i316)



B1



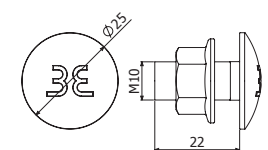
B1 Pack 100u	L	Pap	HDG	i304
	mm	N·m	REF	REF
B1 Pack 100u	14	6	206826	-
B1 Pack 100u	20	6	-	204925

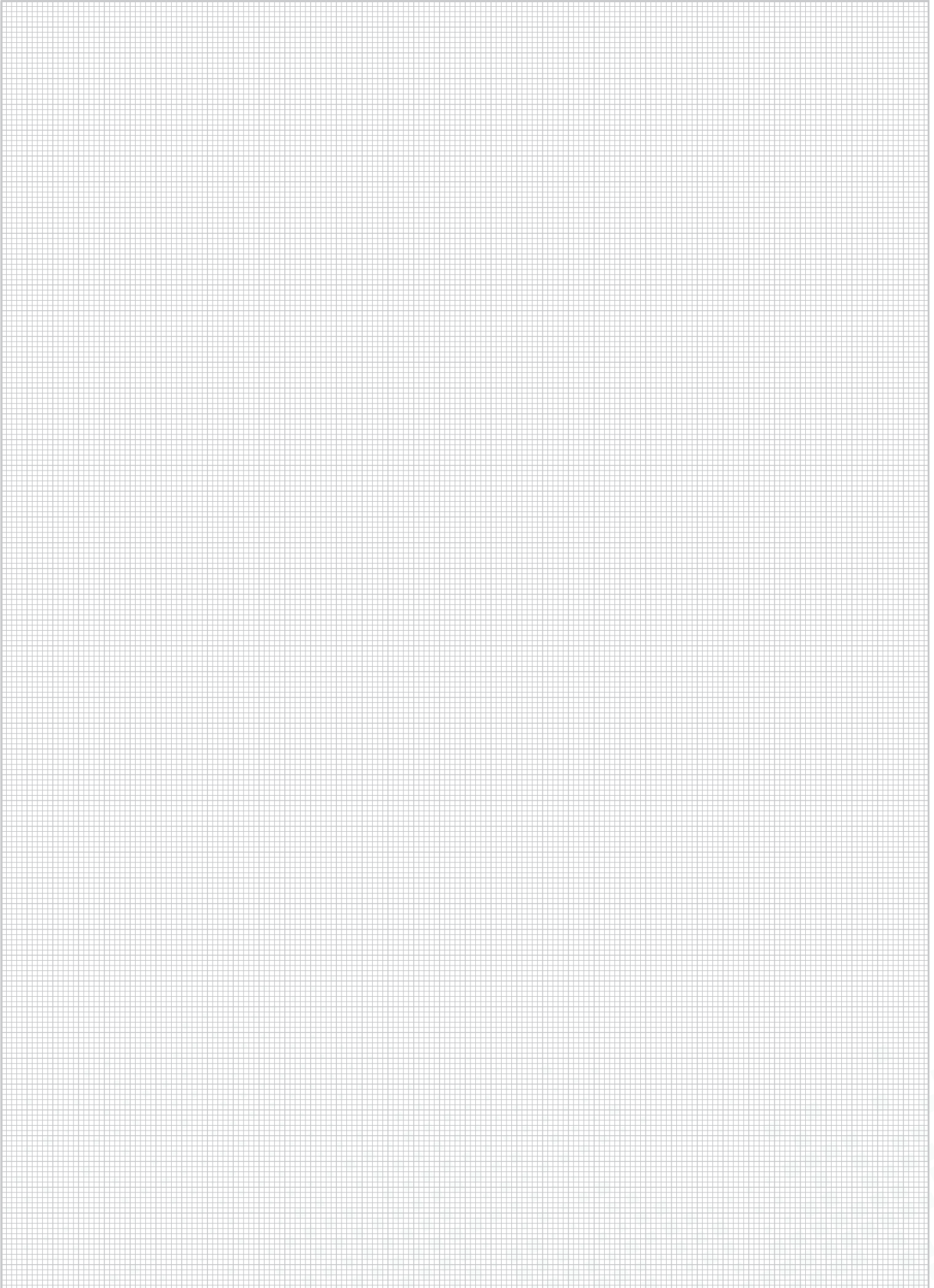


B3



B3-50 Pack 50u	Pap	HDG	i304	i316
	N·m	REF	REF	REF
B3-50 Pack 50u	35	208827	212096	215575






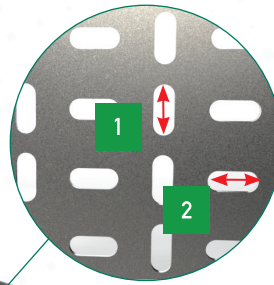





Heavy Industry



2 mm



CPU




CCU




CXU



TEU



CRU



TU



JUE



KUC



PTU



B1

U H15

B		Filling Area		Max. Filling		
mm	inch	cm ²	in ²	1m	1,5m	2m
50	2"	6,0	0,9	100%	100%	100%
100	4"	12,5	1,9	100%	100%	100%
150	6"	19,0	2,9	100%	100%	100%
200	8"	25,5	3,9	100%	100%	100%
300	12"	38,5	6,0	100%	100%	100%

U H30

B		Filling Area		Max. Filling				
mm	inch	cm ²	in ²	1m	1,5m	2m	2,5m	3m
50	2"	13	2,0	100%	100%	100%	100%	100%
100	4"	27	4,2	100%	100%	100%	100%	100%
150	6"	41	6,3	100%	100%	100%	100%	100%
200	8"	55	8,5	100%	100%	100%	100%	100%
300	12"	83	12,9	100%	100%	100%	100%	100%
400	16"	111	17,2	100%	100%	100%	86%	71%
500	20"	139	21,5	100%	100%	100%	69%	56%
600	24"	167	25,9	100%	100%	100%	57%	47%

U H50

B		Filling Area		Max. Filling				
mm	inch	cm ²	in ²	1m	1,5m	2m	2,5m	3m
50	2"	22	3,4	100%	100%	100%	100%	100%
100	4"	46	7,1	100%	100%	100%	100%	100%
150	6"	70	10,8	100%	100%	100%	100%	100%
200	8"	94	14,6	100%	100%	100%	100%	100%
300	12"	142	22,0	100%	100%	100%	100%	100%
400	16"	190	29,4	100%	100%	100%	100%	100%
500	20"	238	36,9	100%	100%	100%	100%	97%
600	24"	286	44,3	100%	100%	100%	100%	81%

U H60

B		Filling Area		Max. Filling				
mm	inch	cm ²	in ²	1m	1,5m	2m	2,5m	3m
-	-	-	-	-	-	-	-	-
100	4"	56	8,6	100%	100%	100%	100%	100%
150	6"	85	13,1	100%	100%	100%	100%	100%
200	8"	114	17,6	100%	100%	100%	100%	100%
300	12"	172	26,6	100%	100%	100%	100%	100%
400	16"	230	35,6	100%	100%	100%	100%	100%
500	20"	288	44,6	100%	100%	100%	100%	79%
600	24"	346	53,6	100%	100%	100%	94%	65%

*Maximum filling depending on support span (m) considering a cable load of 0,23 kg/(m·cm²)



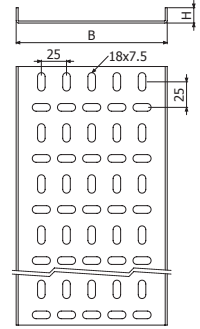
U H15



L = 2 m (6,56 ft)

	B		H		e	HDG	REF
	mm	inch	mm	inch			
U 50x15x2 2M	50	2"	15	5/8"	2		200569
U 50x15x2,5 2M	50	2"	15	5/8"	2,5		200659
U 100x15x2 2M	100	4"	15	5/8"	2		200570
U 150x15x2 2M	150	6"	15	5/8"	2		200571
U 200x15x2 2M	200	8"	15	5/8"	2		200572
U 300x15x2 2M	300	12"	15	5/8"	2		200573

🔧 2 x JUE 12 (203186 - HDG)
U 50x15x2 -> 1 x JUE 12 (203186 - HDG)



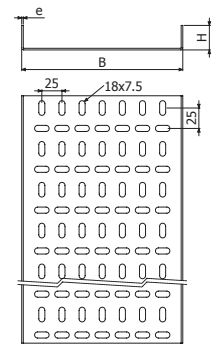
U H30




L = 3 m (10 ft)

	B		H		e	HDG	REF
	mm	inch	mm	inch			
U 50x30x2 3M	50	2"	30	1 1/8"	2		200577
U 100x30x2 3M	100	4"	30	1 1/8"	2		200578
U 150x30x2 3M	150	6"	30	1 1/8"	2		200579
U 200x30x2 3M	200	8"	30	1 1/8"	2		200580
U 300x30x2 3M	300	12"	30	1 1/8"	2		200581
U 400x30x2 3M	400	16"	30	1 1/8"	2		200582
U 500x30x2 3M	500	20"	30	1 1/8"	2		200583
U 600x30x2 3M	600	24"	30	1 1/8"	2		200584

🔧 2 x JUE 25 (203187 - HDG)
U 50x30x2 -> 1 x JUE 25 (203187 - HDG)



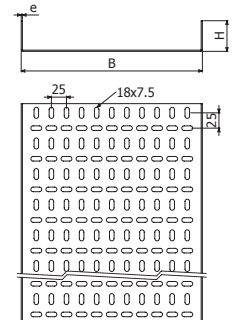
U H50




L = 3 m (10 ft)

	B		H		e	HDG	REF
	mm	inch	mm	inch			
U 50x50x2 3M	50	2"	50	2"	2		200585
U 100x50x2 3M	100	4"	50	2"	2		200586
U 150x50x2 3M	150	6"	50	2"	2		200587
U 200x50x2 3M	200	8"	50	2"	2		200588
U 300x50x2 3M	300	12"	50	2"	2		200589
U 400x50x2 3M	400	16"	50	2"	2		200590
U 500x50x2 3M	500	20"	50	2"	2		200591
U 600x50x2 3M	600	24"	50	2"	2		200592

🔧 2 x JUE 45 (203655 - HDG)
U 50x50x2 -> 1 x JUE 45 (203655 - HDG)



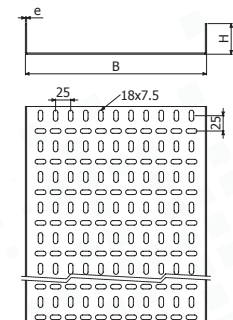
U H60




L = 3 m (10 ft)

	B		H		e	HDG	REF
	mm	inch	mm	inch			
U 100x60x2 3M	100	4"	60	2 3/8"	2		200593
U 150x60x2 3M	150	6"	60	2 3/8"	2		200594
U 200x60x2 3M	200	8"	60	2 3/8"	2		200595
U 300x60x2 3M	300	12"	60	2 3/8"	2		200596
U 400x60x2 3M	400	16"	60	2 3/8"	2		200597
U 500x60x2 3M	500	20"	60	2 3/8"	2		200598
U 600x60x2 3M	600	24"	60	2 3/8"	2		200599

🔧 2 x JUE 45 (203655 - HDG)



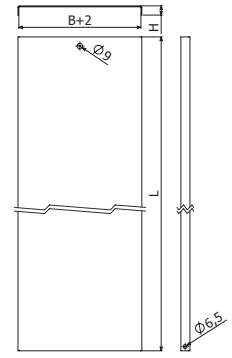
TU




L = 3 m (10 ft)
TU 50 -> L = 2m (6.56 ft)

	L		B		H		e	HDG
	m	ft	mm	inch	mm	inch	mm	REF
TU 50x1,5 2M	2	6,67	50	2"	15	5/8"	1,5	203554
TU 100x1,5 3M	3	10	100	4"	15	5/8"	1,5	203553
TU 150x1,5 3M	3	10	150	6"	15	5/8"	1,5	204659
TU 200x1,5 3M	3	10	200	8"	15	5/8"	1,5	204894
TU 300x1,5 3M	3	10	300	12"	15	5/8"	1,5	204839
TU 400x1,5 3M	3	10	400	16"	15	5/8"	1,5	205791
TU 600x1,5 3M	3	10	600	24"	15	5/8"	1,5	204840

2 x JUE 45 (203655 - HDG)

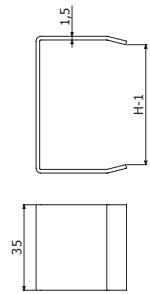


PTU




	H		i304
	mm	inch	REF
PTU 30	30	1 1/8"	204626
PTU 50	50	2"	203465
PTU 60	60	2 3/8"	203642

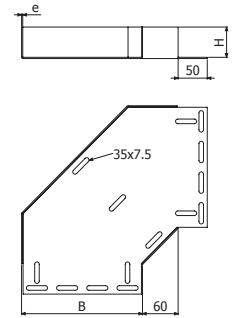
4 x PTU => 1 x TU/TOME



CPU



	B		H		HDG
	e=2mm				REF.
	mm	inch	mm	inch	
CPU 50x15xe	50	2"	15	5/8"	202069
CPU 100x15xe	100	4"	15	5/8"	202070
CPU 150x15xe	150	6"	15	5/8"	202071
CPU 200x15xe	200	8"	15	5/8"	202072
CPU 300x15xe	300	12"	15	5/8"	202073
CPU 50x30xe	50	2"	30	1 1/8"	202077
CPU 100x30xe	100	4"	30	1 1/8"	202078
CPU 150x30xe	150	6"	30	1 1/8"	202079
CPU 200x30xe	200	8"	30	1 1/8"	202080
CPU 300x30xe	300	12"	30	1 1/8"	202081
CPU 400x30xe	400	16"	30	1 1/8"	202082
CPU 500x30xe	500	20"	30	1 1/8"	202083
CPU 600x30xe	600	24"	30	1 1/8"	202084
CPU 50x50xe	50	2"	50	2"	202085
CPU 100x50xe	100	4"	50	2"	202086
CPU 150x50xe	150	6"	50	2"	202087
CPU 200x50xe	200	8"	50	2"	202088
CPU 300x50xe	300	12"	50	2"	202089
CPU 400x50xe	400	16"	50	2"	202090
CPU 500x50xe	500	20"	50	2"	202091
CPU 600x50xe	600	24"	50	2"	202092

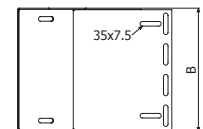
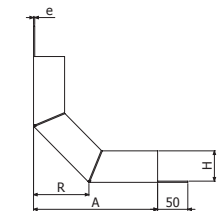


4/100 x B1 (206826 - HDG)


CCU



	B		H		HDG
	e=2mm				REF.
	mm	inch	mm	inch	
CCU 50x15xe	50	2"	15	5/8"	202249
CCU 100x15xe	100	4"	15	5/8"	202250
CCU 150x15xe	150	6"	15	5/8"	202251
CCU 200x15xe	200	8"	15	5/8"	202252
CCU 300x15xe	300	12"	15	5/8"	202253
CCU 50x30xe	50	2"	30	1 1/8"	202257
CCU 100x30xe	100	4"	30	1 1/8"	202258
CCU 150x30xe	150	6"	30	1 1/8"	202259
CCU 200x30xe	200	8"	30	1 1/8"	202260
CCU 300x30xe	300	12"	30	1 1/8"	202261
CCU 400x30xe	400	16"	30	1 1/8"	202262
CCU 500x30xe	500	20"	30	1 1/8"	202263
CCU 600x30xe	600	24"	30	1 1/8"	202264
CCU 50x50xe	50	2"	50	2"	202265
CCU 100x50xe	100	4"	50	2"	202266
CCU 150x50xe	150	6"	50	2"	202267
CCU 200x50xe	200	8"	50	2"	202268
CCU 300x50xe	300	12"	50	2"	202269
CCU 400x50xe	400	16"	50	2"	202270
CCU 500x50xe	500	20"	50	2"	202271
CCU 600x50xe	600	24"	50	2"	202272





4/100 x B1 (206826 - HDG)



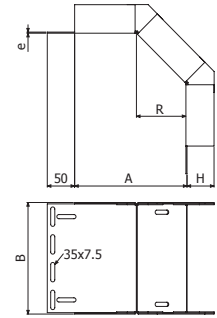


CXU




	B		H		HDG
	mm	inch	mm	inch	e=2mm
					REF.
CXU 50x15xe	50	2"	15	5/8"	202429
CXU 100x15xe	100	4"	15	5/8"	202430
CXU 150x15xe	150	6"	15	5/8"	202431
CXU 200x15xe	200	8"	15	5/8"	202432
CXU 300x15xe	300	12"	15	5/8"	202433
CXU 50x30xe	50	2"	30	1 1/8"	202437
CXU 100x30xe	100	4"	30	1 1/8"	202438
CXU 150x30xe	150	6"	30	1 1/8"	202439
CXU 200x30xe	200	8"	30	1 1/8"	202440
CXU 300x30xe	300	12"	30	1 1/8"	202441
CXU 400x30xe	400	16"	30	1 1/8"	202442
CXU 500x30xe	500	20"	30	1 1/8"	202443
CXU 600x30xe	600	24"	30	1 1/8"	202444
CXU 50x50xe	50	2"	50	2"	202445
CXU 100x50xe	100	4"	50	2"	202446
CXU 150x50xe	150	6"	50	2"	202447
CXU 200x50xe	200	8"	50	2"	202448
CXU 300x50xe	300	12"	50	2"	202449
CXU 400x50xe	400	16"	50	2"	202450
CXU 500x50xe	500	20"	50	2"	202451
CXU 600x50xe	600	24"	50	2"	202452

4/100 x B1 (206826 - HDG)

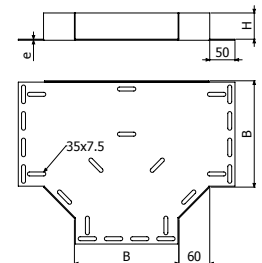


TEU





	B		H		HDG
	mm	inch	mm	inch	e=2mm
					REF.
TEU 50x15xe	50	2"	15	5/8"	202789
TEU 100x15xe	100	4"	15	5/8"	202790
TEU 150x15xe	150	6"	15	5/8"	202791
TEU 200x15xe	200	8"	15	5/8"	202792
TEU 300x15xe	300	12"	15	5/8"	202793
TEU 50x30xe	50	2"	30	1 1/8"	202797
TEU 100x30xe	100	4"	30	1 1/8"	202798
TEU 150x30xe	150	6"	30	1 1/8"	202799
TEU 200x30xe	200	8"	30	1 1/8"	202800
TEU 300x30xe	300	12"	30	1 1/8"	202801
TEU 400x30xe	400	16"	30	1 1/8"	202802
TEU 500x30xe	500	20"	30	1 1/8"	202803
TEU 600x30xe	600	24"	30	1 1/8"	202804
TEU 50x50xe	50	2"	50	2"	202805
TEU 100x50xe	100	4"	50	2"	202806
TEU 150x50xe	150	6"	50	2"	202807
TEU 200x50xe	200	8"	50	2"	202808
TEU 300x50xe	300	12"	50	2"	202809
TEU 400x50xe	400	16"	50	2"	202810
TEU 500x50xe	500	20"	50	2"	202811
TEU 600x50xe	600	24"	50	2"	202812

4/100 x B1 (206826 - HDG)

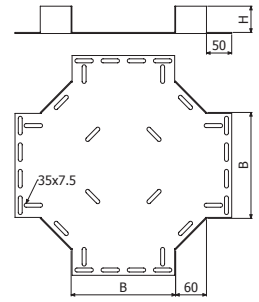


CRU





	B		H		HDG
	mm	inch	mm	inch	e=2mm
					REF.
CRU 50x15xe	50	2"	15	5/8"	202609
CRU 100x15xe	100	4"	15	5/8"	202610
CRU 150x15xe	150	6"	15	5/8"	202611
CRU 200x15xe	200	8"	15	5/8"	202612
CRU 300x15xe	300	12"	15	5/8"	202613
CRU 50x30xe	50	2"	30	1 1/8"	202617
CRU 100x30xe	100	4"	30	1 1/8"	202618
CRU 150x30xe	150	6"	30	1 1/8"	202619
CRU 200x30xe	200	8"	30	1 1/8"	202620
CRU 300x30xe	300	12"	30	1 1/8"	202621
CRU 400x30xe	400	16"	30	1 1/8"	202622
CRU 500x30xe	500	20"	30	1 1/8"	202623
CRU 600x30xe	600	24"	30	1 1/8"	202624
CRU 50x50xe	50	2"	50	2"	202625
CRU 100x50xe	100	4"	50	2"	202626
CRU 150x50xe	150	6"	50	2"	202627
CRU 200x50xe	200	8"	50	2"	202628
CRU 300x50xe	300	12"	50	2"	202629
CRU 400x50xe	400	16"	50	2"	202630
CRU 500x50xe	500	20"	50	2"	202631
CRU 600x50xe	600	24"	50	2"	202632

4/100 x B1 (206826 - HDG)

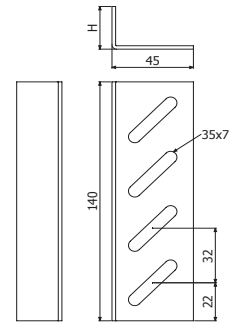


JUE

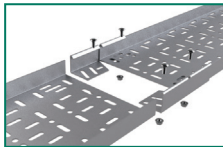


	H		e		HDG	HDG85
	mm	inch	mm	Ga	REF	REF
JUE 12	12	1/2"	1,5	16	203186	
JUE 25	25	1"	1,5	16	203187	214941
JUE 45	45	1 3/4"	1,5	16	203655	217586

JUE HDG --> 2/100 X B1 (206826 - HDG)
JUE HDG85 --> 2/100 X B1 (204925 - i304)



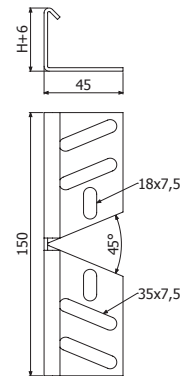
KUC



	H		e	HDG
	mm	inch	mm	REF
KUC 30	30	1 1/8"	2	205644
KUC 60	60	2 3/8"	2	205645

2 x JU + 4/100 x B1 (206826-HDG)

0 --> 45°

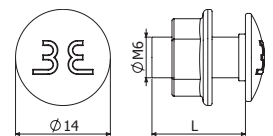



B1







	L	Pap	HDG	i304
	inch	N.m	REF	REF.
B1-100	14	6	206826	-
B1-100	20	6	-	204925


10







CPEB



JUEB

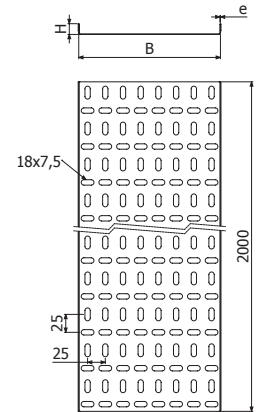
Filling Area

B		H10 (3/8")		H15 (5/8")		H30 (1 1/8")	
mm	inch	cm ²	in ²	cm ²	in ²	cm ²	in ²
50	2"	45,2	7,0	-	-	-	-
80	3"	73,1	11,3	-	-	-	-
100	4"	-	-	141	21,9	-	-
150	6"	-	-	212,5	32,9	-	-
200	8"	-	-	284	44	-	-
250	10"	-	-	-	-	725,3	112,4
300	12"	-	-	-	-	871,3	135,1
400	16"	-	-	-	-	1163,3	180,3
500	20"	-	-	-	-	1444,2	223,9
600	24"	-	-	-	-	1734,2	268,8

EB




	B		H		e	PG	i304
	mm	inch	mm	inch	mm	REF	REF
EB 50X10	50	2"	10	3/8"	0,7	217173	217183
EB 80X10	80	3"	10	3/8"	0,7	217174	217184
EB 100X15	100	4"	15	5/8"	0,7	217175	217185
EB 150X15	150	6"	15	5/8"	0,7	217176	217186
EB 200X15	200	8"	15	5/8"	0,7	217177	217187
EB 250X30	250	10"	30	1 1/8"	0,8	217178	217188
EB 300X30	300	12"	30	1 1/8"	0,8	217179	217189
EB 400X30	400	16"	30	1 1/8"	0,8	217180	217190
EB 500X30	500	20"	30	1 1/8"	1	217181	217191
EB 600X30	600	24"	30	1 1/8"	1	217182	217192

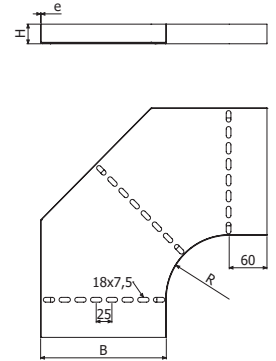


2 x JUEB
EB 50x10 -> 1 x JUEB 10-15 (217269-PG / 217271-I304)

CPEB




	B		H		R		e	PG	i304
	mm	inch	mm	inch	mm	inch	mm	REF	REF
CPEB 50X10	50	2"	10	3/8"	100	4"	0,7	217193	217203
CPEB 80X10	80	3"	10	3/8"	100	4"	0,7	217194	217204
CPEB 100X15	100	4"	15	5/8"	100	4"	0,7	217195	217205
CPEB 150X15	150	6"	15	5/8"	100	4"	0,7	217196	217206
CPEB 200X15	200	8"	15	5/8"	100	4"	0,7	217197	217207
CPEB 250X30	250	10"	30	1 1/8"	100	4"	0,8	217198	217208
CPEB 300X30	300	12"	30	1 1/8"	100	4"	0,8	217199	217209
CPEB 400X30	400	16"	30	1 1/8"	100	4"	0,8	217200	217210
CPEB 500X30	500	20"	30	1 1/8"	100	4"	1	217201	217211
CPEB 600X30	600	24"	30	1 1/8"	100	4"	1	217202	217212

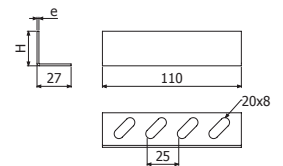


2 x JUEB
CPEB 50x10 -> 1 x JUEB 10-15 (217269-PG / 217271-I304)

JUEB



	H		e	PG	i304
	mm	inch	mm	REF	REF
JUEB 10-15	10	3/8"	1	217269	217271
JUEB 30	27	1"	1,5	217270	217272

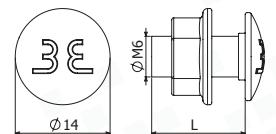


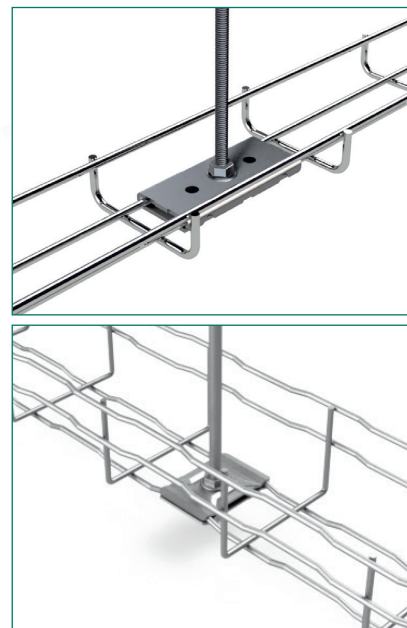

2/100 x B1 (204356 - EZ // 204925 - i304)

B1



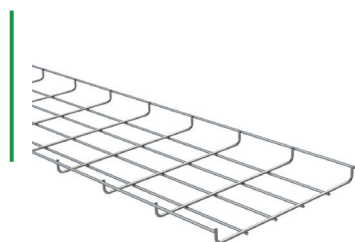
	L	Pap	EZ	i304
	inch	N.m	REF	REF.
B1-100	14	6	204356	-
B1-100	20	6	-	204925





RoHS
OK

BF-EB

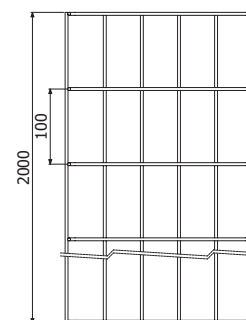
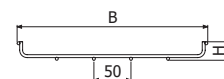


L = 2 m (6,56 ft)

	B		H		HDG70
	mm	inch	mm	inch	REF
BF-EB 70X25 2M	70	3"	25	1"	218805
BF-EB 100X25 2M	100	4"	25	1"	218806
BF-EB 150X25 2M	150	6"	25	1"	218807
BF-EB 200X25 2M	200	8"	25	1"	218808
BF-EB 250X25 2M	250	10"	25	1"	218809
BF-EB 300X25 2M	300	12"	25	1"	218810

70X25 1 x CGBF (204360-HDG)

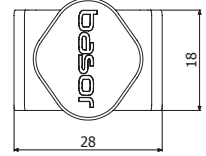
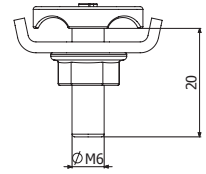
100-300x25 2 x CGBF (204360-HDG)



CGBF




	Pap	HDG	i304
	N.m	REF	REF
CGBF	6	204360	204915

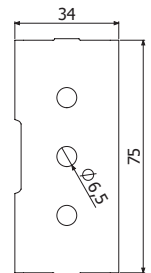
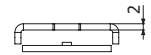


SSC 70X25




	HDG	i304
	REF	REF
SSC 70x25	218825	218821


 BF-EB 70x25 2M (218805)
SSC 70x25 -> M6




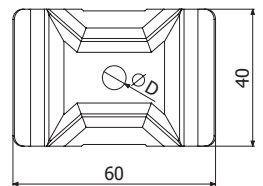
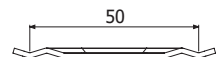
SSC





	D	HDG	i304
	mm	REF	REF
SSC 6	7	218760	-
SSC 8/10	10,5	200363	200373

 SSC 6 -> M6
SSC 8/10 -> M8/M10

 BF-EB 70x25





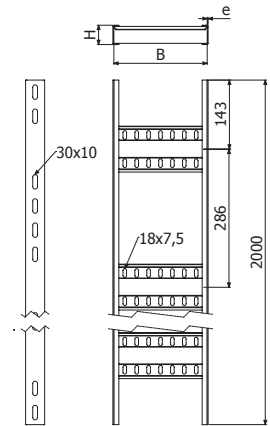
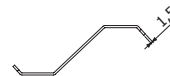
EML




L = 2 m (6,55 ft)

	B		H		e	HDG
	mm	inch	mm	inch		REF
EML 100X40X2 2M	100	4"	40	1 1/2"	2	211265
EML 200X40X2 2M	200	8"	40	1 1/2"	2	211266
EML 300X40X2 2M	300	12"	40	1 1/2"	2	211267
EML 400X40X2 2M	400	16"	40	1 1/2"	2	211268
EML 500X40X2 2M	500	20"	40	1 1/2"	2	211269
EML 600X40X2 2M	600	24"	40	1 1/2"	2	211270

2 x JU EML (210179 - PG)

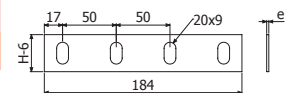


JU EML



	H		e	PG	HDG
	mm	inch		REF	REF
JU EML	40	1 1/2"	2	210179	210304

4 x B2 (206792- HDG)

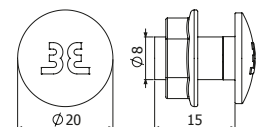



B2




	Pap	HDG	i304
	N-m	REF	REF
B2-100	15	206792	205392

13





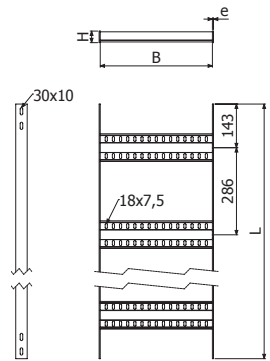
EMS




L = 2 m (6,55 ft)

	B		H		e	HDG
	mm	inch	mm	inch	mm	REF
EMS 100X50X4 2M	100	4"	50	2"	4	217273
EMS 200X50X4 2M	200	8"	50	2"	4	217274
EMS 300X50X4 2M	300	12"	50	2"	4	217275
EMS 400X50X4 2M	400	16"	50	2"	4	217276
EMS 500X50X4 2M	500	20"	50	2"	4	217277
EMS 600X50X4 2M	600	24"	50	2"	4	217278

2 x JUEMS (217279 - HDG)

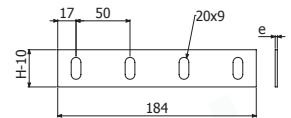


JUEMS



JUEMS	H		e	HDG
	mm	inch	mm	REF
JUEMS	50	2"	3	217279

4 x B2 (206792- HDG)

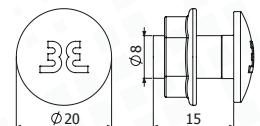




B2




B2-100	Pop	HDG	i304
	N.m	REF	REF
B2-100	15	206792	205392

13





RoHS
OK




MGRN



CRC



CRL




BQM



BQ



BC`P




BFT



ABC

Filling Area				
Ø	SSM		SSS	
	cm ²	in ²	cm ²	in ²
1/2"	8,14	1,26	7,8	1,21
3/4"	14,79	2,29	14,07	2,18
1"	23,41	3,63	22,8	3,53
1 1/4"	40,72	6,31	39,1	6,06
1 1/2"	55,15	8,55	52,66	8,16
2"	88,58	13,73	86,52	13,41
2 1/2"	165,13	25,6	144,41	22,38
3"	205,61	31,87	190,74	29,57
4"	348,34	53,99	328,52	50,92

CONDUIT SSM EN10255 SM

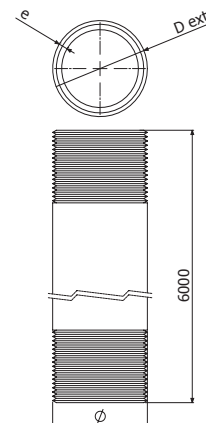


L = 6 m (20ft)


	ø	D ext	e	HDG
	inch	mm	mm	REF
SSM 1/2"	1/2"	21,3	2,6	207338
SSM 3/4"	3/4"	26,9	2,6	207339
SSM 1"	1"	33,7	3,2	207340
SSM 1 1/4"	1 1/4"	42,4	3,2	204474
SSM 1 1/2"	1 1/2"	48,3	3,2	207341
SSM 2"	2"	60,3	3,6	207342
SSM 3"	3"	88,9	4	207343
SSM 4"	4"	114,3	4,5	207344



1 x MGRN + 1 x BQ



CONDUIT SSS ANSI C80.1

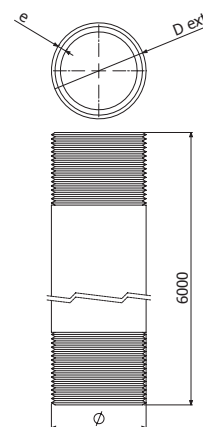


L = 6 m (20ft)


	ø	D ext	e	HDG
	inch	mm	mm	REF
SSS 1/2"	1/2"	21,3	2,8	208198
SSS 3/4"	3/4"	26,9	2,9	208199
SSS 1"	1"	33,7	3,4	208200
SSS 1 1/4"	1 1/4"	42,4	3,6	208201
SSS 1 1/2"	1 1/2"	48,3	3,7	208202
SSS 2"	2"	60,3	3,9	208203
SSS 2 1/2"	2 1/2"	73	5,2	208204
SSS 3"	3"	88,9	5,5	208205
SSS 4"	4"	114,3	6	208206




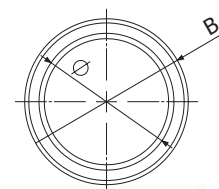
1 x MGRN + 1 x BQ



MGRN



	ø	A	B	EZ
	inch	mm	mm	REF
MGRN 1/2"	1/2"	30	26	207345
MGRN 3/4"	3/4"	40	32	207346
MGRN 1"	1"	50	39	207347
MGRN 1.1/4"	1 1/4"	52	48	205206
MGRN 1.1/2"	1 1/2"	52	55	207348
MGRN 2"	2"	54	67	207349
MGRN 2.1/2"	2 1/2"	79	83	207531
MGRN 3"	3"	82	98	207350
MGRN 4"	4"	89	124	207351

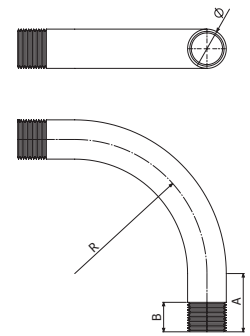


CRC



	ø	A	B	R	EZ
	inch	mm	mm	mm	REF
CRC 1/2"	1/2"	40	20	100	207472
CRC 3/4"	3/4"	40	20	115	207473
CRC 1"	1"	50	20	145	207474
CRC 1.1/4"	1 1/4"	50	25	185	208192
CRC 1.1/2"	1 1/2"	50	25	210	207475
CRC 2"	2"	50	25	240	207476
CRC 2.1/2"	2 1/2"	110	30	265	208193
CRC 3"	3"	135	30	330	207477
CRC 4"	4"	145	35	410	207478

1 x MGRN

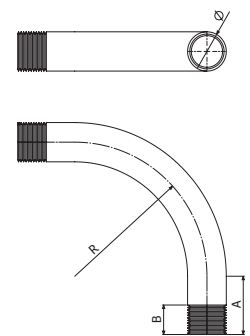


CRL




	ø	A	B	R	EZ
	inch	mm	mm	mm	REF
CRL 1/2"	1/2"	40	20	170	207479
CRL 3/4"	3/4"	40	20	200	207480
CRL 1"	1"	50	20	250	207481
CRL 1.1/4"	1 1/4"	50	25	300	208194
CRL 1.1/2"	1 1/2"	50	25	340	207482
CRL 2"	2"	50	25	420	207483
CRL 2.1/2"	2 1/2"	110	30	530	208195
CRL 3"	3"	135	30	630	207484
CRL 4"	4"	145	35	800	207485

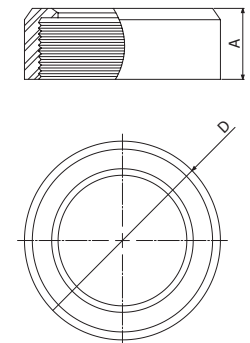
1 x MGRN



BQM



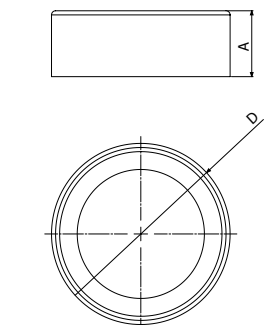
	ø	D	A	EZ
	inch	mm	mm	REF
BQM 1/2"	1/2"	30	15	208216
BQM 3/4"	3/4"	35	15	208217
BQM 1"	1"	40	18	208218
BQM 1.1/4"	1 1/4"	50	20	208219
BQM 1.1/2"	1 1/2"	55	25	208220
BQM 2"	2"	70	30	208221
BQM 2.1/2"	2 1/2"	85	35	208222
BQM 3"	3"	100	40	208223
BQM 4"	4"	130	45	208224




BQ



	ø	D	A	PE
	inch	mm	mm	REF
BQ 1/2"	1/2"	24	15	207379
BQ 3/4"	3/4"	30	17	207380
BQ 1"	1"	38	18	207381
BQ 1.1/4"	1 1/4"	42	20	204902
BQ 1.1/2"	1 1/2"	53	21	207382
BQ 2"	2"	66	24	207383
BQ 2.1/2"	2 1/2"	76	26	207532
BQ 3"	3"	94	28	207384
BQ 4"	4"	120	32	207385

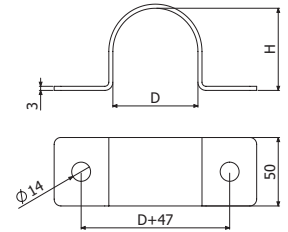


BCP




	D	H	HDG
	mm	mm	REF
BCP 1/2"	24	21	209478
BCP 3/4"	30	26,5	209479
BCP 1"	36	33,5	209480
BCP 1 1/4"	45	42	209481
BCP 1 1/2"	51	48	209482
BCP 2"	63	60	209483
BCP 2 1/2"	76	72,7	217608
BCP 3"	93	88,5	209484
BCP 4"	117	114	209485

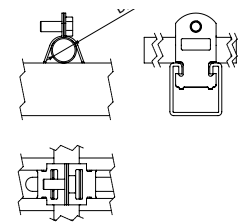
🔧 2 x DIN933 M10x30 i304 (217547) + 2 x TM41 M10 HDG (217584)




BFT



	Dn	e	HDG
	mm	mm	REF
BFT 1/2"	20,5-21,4	1,5	214642
BFT 3/4"	25,4-26,9	1,5	214643
BFT 1"	32,8-33,4	1,5	214644
BFT 1.1/4"	41,3-42,4	2	214645
BFT 1.1/2"	47,6-50	2	214646
BFT 2"	59,5-62,2	2,5	214647
BFT 2.1/2"	69,9-73,0	2,5	214648
BFT 3"	84,0-88,9	2,5	214649
BFT 4"	111,1-115,3	2,5	214650

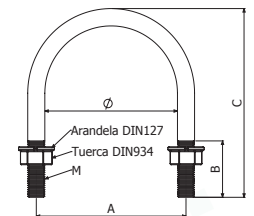



ABC



	ø	A	B	C	M	EZ
	inch	mm	mm	mm		REF
ABC 1/2"	1/2"	30	17	42	M6	207458
ABC 3/4"	3/4"	35	19	50	M6	207459
ABC 1"	1"	42	24	62	M6	207460
ABC 1.1/4"	1 1/4"	51	24	71	M6	208190
ABC 1.1/2"	1 1/2"	59	26	80	M8	207461
ABC 2"	2"	71	26	91	M8	207462
ABC 2.1/2"	2 1/2"	85	35	117	M10	208191
ABC 3"	3"	101	35	130	M10	207463
ABC 4"	4"	127	35	155	M10	207464

	ø	A	B	C	M	HDG
	inch	mm	mm	mm		REF
ABC 1/2"	1/2"	32	17	42	M8	208207
ABC 3/4"	3/4"	37	19	50	M8	208208
ABC 1"	1"	44	24	62	M8	208209
ABC 1.1/4"	1 1/4"	53	24	71	M8	208210
ABC 1.1/2"	1 1/2"	59	26	80	M8	208211
ABC 2"	2"	71	26	91	M8	208212
ABC 2.1/2"	2 1/2"	85	35	117	M10	208213
ABC 3"	3"	101	35	130	M10	208214
ABC 4"	4"	127	35	155	M10	208215





IEC 61537



IEC 61537



IEC 61537
UL 94
NF 16101



OK




IEC 61537



RoHS
OK

HALOGEN
FREE
EN 50642




CPEFV



CCEFV




CXEFV




CREFV




TEEFV



RIEFV



RCEFV




RDEFV



PSEFV



JUEFV




JUEFV-A



JUEFV-B



BEFV



TEFV




PTEFV



B3

		Filling Area <input type="checkbox"/>							
B		H3"		H4"		H6"		H8"	
mm	inch	cm ²	in ²	cm ²	in ²	cm ²	in ²	cm ²	in ²
6	150	10,44	66,3	16,2	102,9	27,02	171,6	39,5	250,8
9	225	15,66	99,45	24,31	154,35	40,54	257,4	59,24	376,2
12	300	20,88	132,6	32,41	205,8	54,05	343,2	78,99	501,6
18	450	31,32	198,9	48,61	308,7	81,07	514,8	118,49	752,4
24	600	41,76	265,2	64,82	411,6	108,09	686,4	157,98	1003,2
30	750	52,2	331,5	81,02	514,5	135,12	858	197,48	1254
36	900	62,65	397,8	97,23	617,4	162,14	1029,6	236,98	1504,8

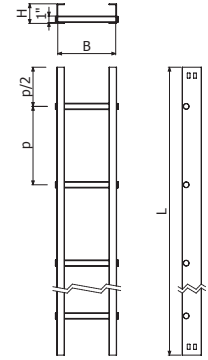
EFVS H3




L = 6 m (20 ft)

	B		H		PRFV		
					ρ=6" (150 mm)	ρ=9" (230 mm)	ρ=12" (300mm)
	inch	mm	inch	mm	REF	REF	REF
EFVS 6X3-p 6M	6	150	3	75	211239	211279	211319
EFVS 9X3-p 6M	9	225	3	75	211240	211280	211320
EFVS 12X3-p 6M	12	300	3	75	211241	211281	211321
EFVS 18X3-p 6M	18	450	3	75	211242	211282	211322
EFVS 24X3-p 6M	24	600	3	75	211243	211283	211323

2 x JUEFV 3 (212068)



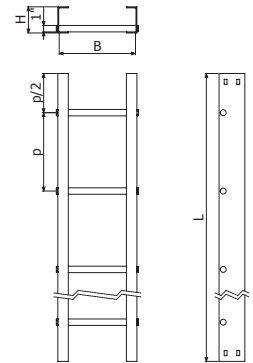
EFVS H4



L = 6 m (20 ft)

	B		H		PRFV		
					ρ=6" (150 mm)	ρ=9" (230 mm)	ρ=12" (300mm)
	inch	mm	inch	mm	REF	REF	REF
EFVS 6X4-p 6M	6	150	4	100	211244	211284	211324
EFVS 9X4-p 6M	9	225	4	100	211245	211285	211325
EFVS 12X4-p 6M	12	300	4	100	211246	211286	211326
EFVS 18X4-p 6M	18	450	4	100	211247	211287	211327
EFVS 24X4-p 6M	24	600	4	100	211248	211288	211328
EFVS 30X4-p 6M	30	750	4	100	211249	211289	211329
EFVS 36X4-p 6M	36	900	4	100	211250	211290	211330

2 x JUEFV 4 (212069)



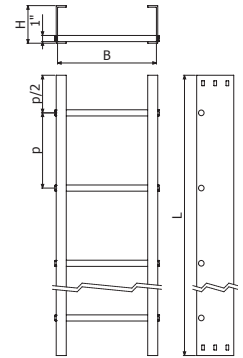
EFVL H6




L = 6 m (20 ft)

	B		H		PRFV		
					ρ=6" (150 mm)	ρ=9" (230 mm)	ρ=12" (300mm)
	inch	mm	inch	mm	REF	REF	REF
EFVL 6X6-p 6M	6	150	6	150	211251	211291	211331
EFVL 9X6-p 6M	9	225	6	150	211252	211292	211332
EFVL 12X6-p 6M	12	300	6	150	211253	211293	211333
EFVL 18X6-p 6M	18	450	6	150	211254	211294	211334
EFVL 24X6-p 6M	24	600	6	150	211255	211295	211335
EFVL 30X6-p 6M	30	750	6	150	211256	211296	211336
EFVL 36X6-p 6M	36	900	6	150	211257	211297	211337

2 x JUEFV 6 (212070)



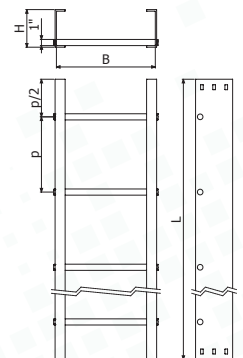
EFVS H6




L = 6 m (20 ft)

	B		H		PRFV		
					ρ=6" (150 mm)	ρ=9" (230 mm)	ρ=12" (300mm)
	inch	mm	inch	mm	REF	REF	REF
EFVS 6X6-p 6M	6	150	6	150	211258	211298	211338
EFVS 9X6-p 6M	9	225	6	150	211259	211299	211339
EFVS 12X6-p 6M	12	300	6	150	211260	211300	211340
EFVS 18X6-p 6M	18	450	6	150	211261	211301	211341
EFVS 24X6-p 6M	24	600	6	150	211262	211302	211342
EFVS 30X6-p 6M	30	750	6	150	211263	211303	211343
EFVS 36X6-p 6M	36	900	6	150	211264	211304	211344

2 x JUEFV 6 (212070)



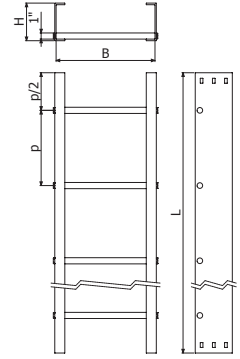
EFVR H6




L = 6 m (20 ft)

	B		H		PRFV		
					ρ=6" (150 mm)	ρ=9" (230 mm)	ρ=12" (300mm)
	inch	mm	inch	mm	REF	REF	REF
EFVR 6X6-p 6M	6	150	6	150	217286	217293	217300
EFVR 9X6-p 6M	9	225	6	150	217287	217294	217301
EFVR 12X6-p 6M	12	300	6	150	217288	217295	217302
EFVR 18X6-p 6M	18	450	6	150	217289	217296	217303
EFVR 24X6-p 6M	24	600	6	150	217290	217297	217304
EFVR 30X6-p 6M	30	750	6	150	217291	217298	217305
EFVR 36X6-p 6M	36	900	6	150	217292	217299	217306

 2 x JUEFV 6 (212070)



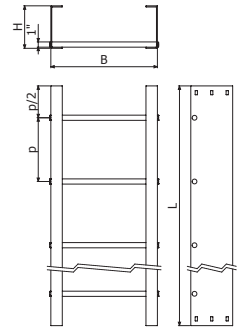
EFVS H8




L = 6 m (20 ft)

	B		H		PRFV		
					ρ=6" (150 mm)	ρ=9" (230 mm)	ρ=12" (300mm)
	inch	mm	inch	mm	REF	REF	REF
EFVS 6X8-p 6M	6	150	8	200	211272	211312	211352
EFVS 9X8-p 6M	9	225	8	200	211273	211313	211353
EFVS 12X8-p 6M	12	300	8	200	211274	211314	211354
EFVS 18X8-p 6M	18	450	8	200	211275	211315	211355
EFVS 24X8-p 6M	24	600	8	200	211276	211316	211356
EFVS 30X8-p 6M	30	750	8	200	211277	211317	211357
EFVS 36X8-p 6M	36	900	8	200	211278	211318	211358

 2 x JUEFV 8 (212071)

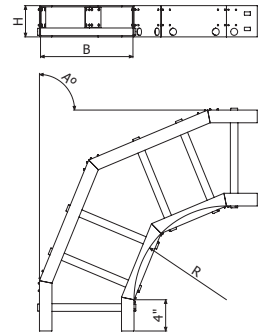


CPEFV H3



	A(°)	R		B		H		PRFV
		inch	mm	inch	mm	inch	mm	REF
CPEFV45-12 6X3	45	12	300	6	150	3	75	211359
CPEFV45-12 9X3	45	12	300	9	230	3	75	211360
CPEFV45-12 12X3	45	12	300	12	300	3	75	211361
CPEFV45-12 18X3	45	12	300	18	450	3	75	211362
CPEFV45-12 24X3	45	12	300	24	600	3	75	211363
CPEFV-12 6X3	90	12	300	6	150	3	75	211364
CPEFV-12 9X3	90	12	300	9	230	3	75	211365
CPEFV-12 12X3	90	12	300	12	300	3	75	211366
CPEFV-12 18X3	90	12	300	18	450	3	75	211367
CPEFV-12 24X3	90	12	300	24	600	3	75	211368

2 x JUEFV 3 (212068)

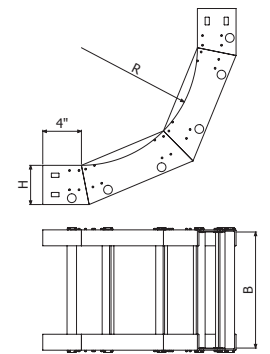


CCEFV H3



	A(°)	R		B		H		PRFV
		inch	mm	inch	mm	inch	mm	REF
CCEFV45-12 6X3	45	12	300	6	150	3	75	211495
CCEFV45-12 9X3	45	12	300	9	230	3	75	211496
CCEFV45-12 12X3	45	12	300	12	300	3	75	211497
CCEFV45-12 18X3	45	12	300	18	450	3	75	211498
CCEFV45-12 24X3	45	12	300	24	600	3	75	211499
CCEFV-12 6X3	90	12	300	6	150	3	75	211500
CCEFV-12 9X3	90	12	300	9	230	3	75	211501
CCEFV-12 12X3	90	12	300	12	300	3	75	211502
CCEFV-12 18X3	90	12	300	18	450	3	75	211503
CCEFV-12 24X3	90	12	300	24	600	3	75	211504

2 x JUEFV 3 (212068)

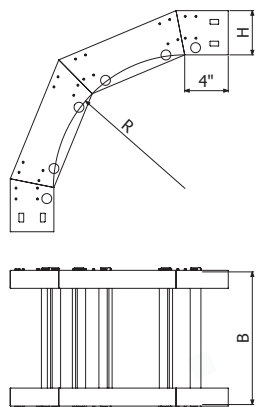


CXEFV H3




	A(°)	R		B		H		PRFV
		inch	mm	inch	mm	inch	mm	REF
CXEFV45-12 6X3	45	12	300	6	150	3	75	211631
CXEFV45-12 9X3	45	12	300	9	230	3	75	211632
CXEFV45-12 12X3	45	12	300	12	300	3	75	211633
CXEFV45-12 18X3	45	12	300	18	450	3	75	211634
CXEFV45-12 24X3	45	12	300	24	600	3	75	211635
CXEFV-12 6X3	90	12	300	6	150	3	75	211636
CXEFV-12 9X3	90	12	300	9	230	3	75	211637
CXEFV-12 12X3	90	12	300	12	300	3	75	211638
CXEFV-12 18X3	90	12	300	18	450	3	75	211639
CXEFV-12 24X3	90	12	300	24	600	3	75	211640

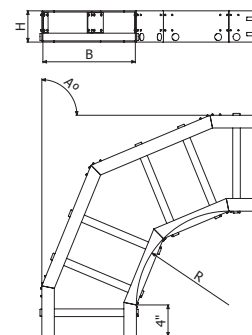
2 x JUEFV 3 (212068)



CPEFV H4



	A(°)	R		B		H		PRFV
		inch	mm	inch	mm	inch	mm	REF
CPEFV45-12 6X4	45	12	300	6	150	4	100	211369
CPEFV45-12 9X4	45	12	300	9	225	4	100	211370
CPEFV45-12 12X4	45	12	300	12	300	4	100	211371
CPEFV45-12 18X4	45	12	300	18	450	4	100	211372
CPEFV45-12 24X4	45	12	300	24	600	4	100	211373
CPEFV45-12 30X4	45	12	300	30	750	4	100	211374
CPEFV45-12 36X4	45	12	300	36	900	4	100	211375
CPEFV-12 6X4	90	12	300	6	150	4	100	211376
CPEFV-12 9X4	90	12	300	9	225	4	100	211377
CPEFV-12 12X4	90	12	300	12	300	4	100	211378
CPEFV-12 18X4	90	12	300	18	450	4	100	211379
CPEFV-12 24X4	90	12	300	24	600	4	100	211380
CPEFV-12 30X4	90	12	300	30	750	4	100	211381
CPEFV-12 36X4	90	12	300	36	900	4	100	211382
CPEFV45-24 6X4	45	24	600	6	150	4	100	211383
CPEFV45-24 9X4	45	24	600	9	225	4	100	211384
CPEFV45-24 12X4	45	24	600	12	300	4	100	211385
CPEFV45-24 18X4	45	24	600	18	450	4	100	211386
CPEFV45-24 24X4	45	24	600	24	600	4	100	211387
CPEFV45-24 30X4	45	24	600	30	750	4	100	211388
CPEFV45-24 36X4	45	24	600	36	900	4	100	211389
CPEFV-24 6X4	90	24	600	6	150	4	100	211390
CPEFV-24 9X4	90	24	600	9	225	4	100	211391
CPEFV-24 12X4	90	24	600	12	300	4	100	211392
CPEFV-24 18X4	90	24	600	18	450	4	100	211393
CPEFV-24 24X4	90	24	600	24	600	4	100	211394
CPEFV-24 30X4	90	24	600	30	750	4	100	211395
CPEFV-24 36X4	90	24	600	36	900	4	100	211396
CPEFV45-36 6X4	45	36	900	6	150	4	100	211397
CPEFV45-36 9X4	45	36	900	9	225	4	100	211398
CPEFV45-36 12X4	45	36	900	12	300	4	100	211399
CPEFV45-36 18X4	45	36	900	18	450	4	100	211400
CPEFV45-36 24X4	45	36	900	24	600	4	100	211401
CPEFV45-36 30X4	45	36	900	30	750	4	100	211402
CPEFV45-36 36X4	45	36	900	36	900	4	100	211403
CPEFV-36 6X4	90	36	900	6	150	4	100	211404
CPEFV-36 9X4	90	36	900	9	225	4	100	211405
CPEFV-36 12X4	90	36	900	12	300	4	100	211406
CPEFV-36 18X4	90	36	900	18	450	4	100	211407
CPEFV-36 24X4	90	36	900	24	600	4	100	211408
CPEFV-36 30X4	90	36	900	30	750	4	100	211409
CPEFV-36 36X4	90	36	900	36	900	4	100	211410

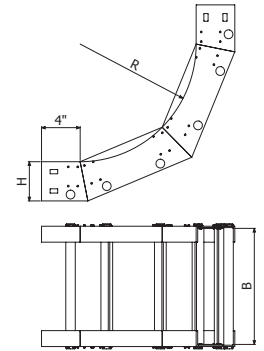


 2 x JUEFV 4 (212069)

CCEFV H4



	A(°)	R		B		H		PRFV
		inch	mm	inch	mm	inch	mm	REF
CCEFV45-12 6X4	45	12	300	6	150	4	100	211505
CCEFV45-12 9X4	45	12	300	9	225	4	100	211506
CCEFV45-12 12X4	45	12	300	12	300	4	100	211507
CCEFV45-12 18X4	45	12	300	18	450	4	100	211508
CCEFV45-12 24X4	45	12	300	24	600	4	100	211509
CCEFV45-12 30X4	45	12	300	30	750	4	100	211510
CCEFV45-12 36X4	45	12	300	36	900	4	100	211511
CCEFV-12 6X4	90	12	300	6	150	4	100	211512
CCEFV-12 9X4	90	12	300	9	225	4	100	211513
CCEFV-12 12X4	90	12	300	12	300	4	100	211514
CCEFV-12 18X4	90	12	300	18	450	4	100	211515
CCEFV-12 24X4	90	12	300	24	600	4	100	211516
CCEFV-12 30X4	90	12	300	30	750	4	100	211517
CCEFV-12 36X4	90	12	300	36	900	4	100	211518
CCEFV45-24 6X4	45	24	600	6	150	4	100	211519
CCEFV45-24 9X4	45	24	600	9	225	4	100	211520
CCEFV45-24 12X4	45	24	600	12	300	4	100	211521
CCEFV45-24 18X4	45	24	600	18	450	4	100	211522
CCEFV45-24 24X4	45	24	600	24	600	4	100	211523
CCEFV45-24 30X4	45	24	600	30	750	4	100	211524
CCEFV45-24 36X4	45	24	600	36	900	4	100	211525
CCEFV-24 6X4	90	24	600	6	150	4	100	211526
CCEFV-24 9X4	90	24	600	9	225	4	100	211527
CCEFV-24 12X4	90	24	600	12	300	4	100	211528
CCEFV-24 18X4	90	24	600	18	450	4	100	211529
CCEFV-24 24X4	90	24	600	24	600	4	100	211530
CCEFV-24 30X4	90	24	600	30	750	4	100	211531
CCEFV-24 36X4	90	24	600	36	900	4	100	211532
CCEFV45-36 6X4	45	36	900	6	150	4	100	211533
CCEFV45-36 9X4	45	36	900	9	225	4	100	211534
CCEFV45-36 12X4	45	36	900	12	300	4	100	211535
CCEFV45-36 18X4	45	36	900	18	450	4	100	211536
CCEFV45-36 24X4	45	36	900	24	600	4	100	211537
CCEFV45-36 30X4	45	36	900	30	750	4	100	211538
CCEFV45-36 36X4	45	36	900	36	900	4	100	211539
CCEFV-36 6X4	90	36	900	6	150	4	100	211540
CCEFV-36 9X4	90	36	900	9	225	4	100	211541
CCEFV-36 12X4	90	36	900	12	300	4	100	211542
CCEFV-36 18X4	90	36	900	18	450	4	100	211543
CCEFV-36 24X4	90	36	900	24	600	4	100	211544
CCEFV-36 30X4	90	36	900	30	750	4	100	211545
CCEFV-36 36X4	90	36	900	36	900	4	100	211546

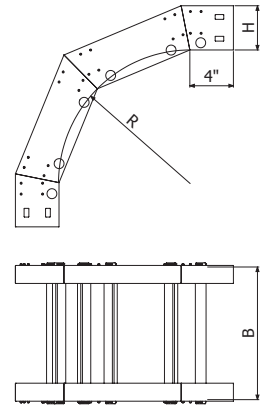


 2 x JUEFV 4 (212069)

CXEFV H4




	A(°)	R		B		H		PRFV
		inch	mm	inch	mm	inch	mm	REF
CXEFV45-12 6X4	45	12	300	6	150	4	100	211641
CXEFV45-12 9X4	45	12	300	9	225	4	100	211642
CXEFV45-12 12X4	45	12	300	12	300	4	100	211643
CXEFV45-12 18X4	45	12	300	18	450	4	100	211644
CXEFV45-12 24X4	45	12	300	24	600	4	100	211645
CXEFV45-12 30X4	45	12	300	30	750	4	100	211646
CXEFV45-12 36X4	45	12	300	36	900	4	100	211647
CXEFV-12 6X4	90	12	300	6	150	4	100	211648
CXEFV-12 9X4	90	12	300	9	225	4	100	211649
CXEFV-12 12X4	90	12	300	12	300	4	100	211650
CXEFV-12 18X4	90	12	300	18	450	4	100	211651
CXEFV-12 24X4	90	12	300	24	600	4	100	211652
CXEFV-12 30X4	90	12	300	30	750	4	100	211653
CXEFV-12 36X4	90	12	300	36	900	4	100	211654
CXEFV45-24 6X4	45	24	600	6	150	4	100	211655
CXEFV45-24 9X4	45	24	600	9	225	4	100	211656
CXEFV45-24 12X4	45	24	600	12	300	4	100	211657
CXEFV45-24 18X4	45	24	600	18	450	4	100	211658
CXEFV45-24 24X4	45	24	600	24	600	4	100	211659
CXEFV45-24 30X4	45	24	600	30	750	4	100	211660
CXEFV45-24 36X4	45	24	600	36	900	4	100	211661
CXEFV-24 6X4	90	24	600	6	150	4	100	211662
CXEFV-24 9X4	90	24	600	9	225	4	100	211663
CXEFV-24 12X4	90	24	600	12	300	4	100	211664
CXEFV-24 18X4	90	24	600	18	450	4	100	211665
CXEFV-24 24X4	90	24	600	24	600	4	100	211666
CXEFV-24 30X4	90	24	600	30	750	4	100	211667
CXEFV-24 36X4	90	24	600	36	900	4	100	211668
CXEFV45-36 6X4	45	36	900	6	150	4	100	211669
CXEFV45-36 9X4	45	36	900	9	225	4	100	211670
CXEFV45-36 12X4	45	36	900	12	300	4	100	211671
CXEFV45-36 18X4	45	36	900	18	450	4	100	211672
CXEFV45-36 24X4	45	36	900	24	600	4	100	211673
CXEFV45-36 30X4	45	36	900	30	750	4	100	211674
CXEFV45-36 36X4	45	36	900	36	900	4	100	211675
CXEFV-36 6X4	90	36	900	6	150	4	100	211676
CXEFV-36 9X4	90	36	900	9	225	4	100	211677
CXEFV-36 12X4	90	36	900	12	300	4	100	211678
CXEFV-36 18X4	90	36	900	18	450	4	100	211679
CXEFV-36 24X4	90	36	900	24	600	4	100	211680
CXEFV-36 30X4	90	36	900	30	750	4	100	211681
CXEFV-36 36X4	90	36	900	36	900	4	100	211682

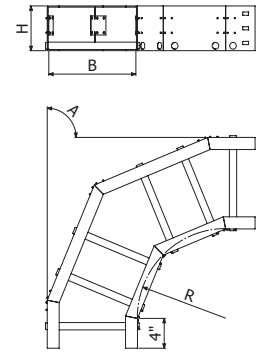


 2 x JUEFV 4 (212069)

CPEFV H6



	A(°)	R		B		H		PRFV
		inch	mm	inch	mm	inch	mm	REF
CPEFV45-12 6X6	45	12	300	6	150	6	150	211411
CPEFV45-12 9X6	45	12	300	9	225	6	150	211412
CPEFV45-12 12X6	45	12	300	12	300	6	150	211413
CPEFV45-12 18X6	45	12	300	18	450	6	150	211414
CPEFV45-12 24X6	45	12	300	24	600	6	150	211415
CPEFV45-12 30X6	45	12	300	30	750	6	150	211416
CPEFV45-12 36X6	45	12	300	36	900	6	150	211417
CPEFV-12 6X6	90	12	300	6	150	6	150	211418
CPEFV-12 9X6	90	12	300	9	225	6	150	211419
CPEFV-12 12X6	90	12	300	12	300	6	150	211420
CPEFV-12 18X6	90	12	300	18	450	6	150	211421
CPEFV-12 24X6	90	12	300	24	600	6	150	211422
CPEFV-12 30X6	90	12	300	30	750	6	150	211423
CPEFV-12 36X6	90	12	300	36	900	6	150	211424
CPEFV45-24 6X6	45	24	600	6	150	6	150	211425
CPEFV45-24 9X6	45	24	600	9	225	6	150	211426
CPEFV45-24 12X6	45	24	600	12	300	6	150	211427
CPEFV45-24 18X6	45	24	600	18	450	6	150	211428
CPEFV45-24 24X6	45	24	600	24	600	6	150	211429
CPEFV45-24 30X6	45	24	600	30	750	6	150	211430
CPEFV45-24 36X6	45	24	600	36	900	6	150	211431
CPEFV-24 6X6	90	24	600	6	150	6	150	211432
CPEFV-24 9X6	90	24	600	9	225	6	150	211433
CPEFV-24 12X6	90	24	600	12	300	6	150	211434
CPEFV-24 18X6	90	24	600	18	450	6	150	211435
CPEFV-24 24X6	90	24	600	24	600	6	150	211436
CPEFV-24 30X6	90	24	600	30	750	6	150	211437
CPEFV-24 36X6	90	24	600	36	900	6	150	211438
CPEFV45-36 6X6	45	36	900	6	150	6	150	211439
CPEFV45-36 9X6	45	36	900	9	225	6	150	211440
CPEFV45-36 12X6	45	36	900	12	300	6	150	211441
CPEFV45-36 18X6	45	36	900	18	450	6	150	211442
CPEFV45-36 24X6	45	36	900	24	600	6	150	211443
CPEFV45-36 30X6	45	36	900	30	750	6	150	211444
CPEFV45-36 36X6	45	36	900	36	900	6	150	211445
CPEFV-36 6X6	90	36	900	6	150	6	150	211446
CPEFV-36 9X6	90	36	900	9	225	6	150	211447
CPEFV-36 12X6	90	36	900	12	300	6	150	211448
CPEFV-36 18X6	90	36	900	18	450	6	150	211449
CPEFV-36 24X6	90	36	900	24	600	6	150	211450
CPEFV-36 30X6	90	36	900	30	750	6	150	211451
CPEFV-36 36X6	90	36	900	36	900	6	150	211452

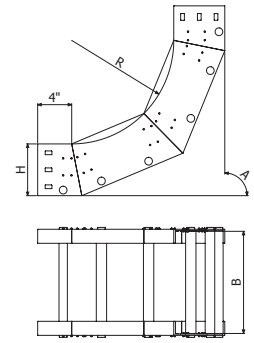


 2 x JUEFV 6 (212070)

CCEFV H6




	A(°)	R		B		H		PRFV
		inch	mm	inch	mm	inch	mm	REF
CCEFV45-12 6X6	45	12	300	6	150	6	150	211547
CCEFV45-12 9X6	45	12	300	9	225	6	150	211548
CCEFV45-12 12X6	45	12	300	12	300	6	150	211549
CCEFV45-12 18X6	45	12	300	18	450	6	150	211550
CCEFV45-12 24X6	45	12	300	24	600	6	150	211551
CCEFV45-12 30X6	45	12	300	30	750	6	150	211552
CCEFV45-12 36X6	45	12	300	36	900	6	150	211553
CCEFV-12 6X6	90	12	300	6	150	6	150	211554
CCEFV-12 9X6	90	12	300	9	225	6	150	211555
CCEFV-12 12X6	90	12	300	12	300	6	150	211556
CCEFV-12 18X6	90	12	300	18	450	6	150	211557
CCEFV-12 24X6	90	12	300	24	600	6	150	211558
CCEFV-12 30X6	90	12	300	30	750	6	150	211559
CCEFV-12 36X6	90	12	300	36	900	6	150	211560
CCEFV45-24 6X6	45	24	600	6	150	6	150	211561
CCEFV45-24 9X6	45	24	600	9	225	6	150	211562
CCEFV45-24 12X6	45	24	600	12	300	6	150	211563
CCEFV45-24 18X6	45	24	600	18	450	6	150	211564
CCEFV45-24 24X6	45	24	600	24	600	6	150	211565
CCEFV45-24 30X6	45	24	600	30	750	6	150	211566
CCEFV45-24 36X6	45	24	600	36	900	6	150	211567
CCEFV-24 6X6	90	24	600	6	150	6	150	211568
CCEFV-24 9X6	90	24	600	9	225	6	150	211569
CCEFV-24 12X6	90	24	600	12	300	6	150	211570
CCEFV-24 18X6	90	24	600	18	450	6	150	211571
CCEFV-24 24X6	90	24	600	24	600	6	150	211572
CCEFV-24 30X6	90	24	600	30	750	6	150	211573
CCEFV-24 36X6	90	24	600	36	900	6	150	211574
CCEFV45-36 6X6	45	36	900	6	150	6	150	211575
CCEFV45-36 9X6	45	36	900	9	225	6	150	211576
CCEFV45-36 12X6	45	36	900	12	300	6	150	211577
CCEFV45-36 18X6	45	36	900	18	450	6	150	211578
CCEFV45-36 24X6	45	36	900	24	600	6	150	211579
CCEFV45-36 30X6	45	36	900	30	750	6	150	211580
CCEFV45-36 36X6	45	36	900	36	900	6	150	211581
CCEFV-36 6X6	90	36	900	6	150	6	150	211582
CCEFV-36 9X6	90	36	900	9	225	6	150	211583
CCEFV-36 12X6	90	36	900	12	300	6	150	211584
CCEFV-36 18X6	90	36	900	18	450	6	150	211585
CCEFV-36 24X6	90	36	900	24	600	6	150	211586
CCEFV-36 30X6	90	36	900	30	750	6	150	211587
CCEFV-36 36X6	90	36	900	36	900	6	150	211588

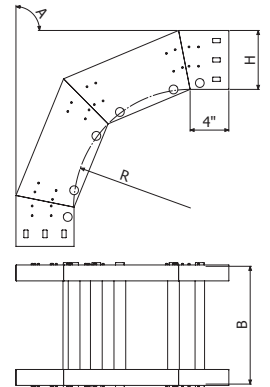


 2 x JUEFV 6 (212070)

CXEFV H6




	A(°)	R		B		H		PRFV
		inch	mm	inch	mm	inch	mm	REF
CXEFV45-12 6X6	45	12	300	6	150	6	150	211683
CXEFV45-12 9X6	45	12	300	9	225	6	150	211684
CXEFV45-12 12X6	45	12	300	12	300	6	150	211685
CXEFV45-12 18X6	45	12	300	18	450	6	150	211686
CXEFV45-12 24X6	45	12	300	24	600	6	150	211687
CXEFV45-12 30X6	45	12	300	30	750	6	150	211688
CXEFV45-12 36X6	45	12	300	36	900	6	150	211689
CXEFV-12 6X6	90	12	300	6	150	6	150	211690
CXEFV-12 9X6	90	12	300	9	225	6	150	211691
CXEFV-12 12X6	90	12	300	12	300	6	150	211692
CXEFV-12 18X6	90	12	300	18	450	6	150	211693
CXEFV-12 24X6	90	12	300	24	600	6	150	211694
CXEFV-12 30X6	90	12	300	30	750	6	150	211695
CXEFV-12 36X6	90	12	300	36	900	6	150	211696
CXEFV45-24 6X6	45	24	600	6	150	6	150	211697
CXEFV45-24 9X6	45	24	600	9	225	6	150	211698
CXEFV45-24 12X6	45	24	600	12	300	6	150	211699
CXEFV45-24 18X6	45	24	600	18	450	6	150	211700
CXEFV45-24 24X6	45	24	600	24	600	6	150	211701
CXEFV45-24 30X6	45	24	600	30	750	6	150	211702
CXEFV45-24 36X6	45	24	600	36	900	6	150	211703
CXEFV-24 6X6	90	24	600	6	150	6	150	211704
CXEFV-24 9X6	90	24	600	9	225	6	150	211705
CXEFV-24 12X6	90	24	600	12	300	6	150	211706
CXEFV-24 18X6	90	24	600	18	450	6	150	211707
CXEFV-24 24X6	90	24	600	24	600	6	150	211708
CXEFV-24 30X6	90	24	600	30	750	6	150	211709
CXEFV-24 36X6	90	24	600	36	900	6	150	211710
CXEFV45-36 6X6	45	36	900	6	150	6	150	211711
CXEFV45-36 9X6	45	36	900	9	225	6	150	211712
CXEFV45-36 12X6	45	36	900	12	300	6	150	211713
CXEFV45-36 18X6	45	36	900	18	450	6	150	211714
CXEFV45-36 24X6	45	36	900	24	600	6	150	211715
CXEFV45-36 30X6	45	36	900	30	750	6	150	211716
CXEFV45-36 36X6	45	36	900	36	900	6	150	211717
CXEFV-36 6X6	90	36	900	6	150	6	150	211718
CXEFV-36 9X6	90	36	900	9	225	6	150	211719
CXEFV-36 12X6	90	36	900	12	300	6	150	211720
CXEFV-36 18X6	90	36	900	18	450	6	150	211721
CXEFV-36 24X6	90	36	900	24	600	6	150	211722
CXEFV-36 30X6	90	36	900	30	750	6	150	211723
CXEFV-36 36X6	90	36	900	36	900	6	150	211724

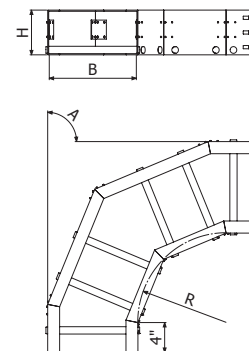


 2 x JUEFV 6 (212070)

CPEFV H8



	A(°)	R		B		H		PRFV
		inch	mm	inch	mm	inch	mm	REF
CPEFV45-12 6X8	45	12	300	6	150	8	200	211453
CPEFV45-12 9X8	45	12	300	9	225	8	200	211454
CPEFV45-12 12X8	45	12	300	12	300	8	200	211455
CPEFV45-12 18X8	45	12	300	18	450	8	200	211456
CPEFV45-12 24X8	45	12	300	24	600	8	200	211457
CPEFV45-12 30X8	45	12	300	30	750	8	200	211458
CPEFV45-12 36X8	45	12	300	36	900	8	200	211459
CPEFV-12 6X8	90	12	300	6	150	8	200	211460
CPEFV-12 9X8	90	12	300	9	225	8	200	211461
CPEFV-12 12X8	90	12	300	12	300	8	200	211462
CPEFV-12 18X8	90	12	300	18	450	8	200	211463
CPEFV-12 24X8	90	12	300	24	600	8	200	211464
CPEFV-12 30X8	90	12	300	30	750	8	200	211465
CPEFV-12 36X8	90	12	300	36	900	8	200	211466
CPEFV45-24 6X8	45	24	600	6	150	8	200	211467
CPEFV45-24 9X8	45	24	600	9	225	8	200	211468
CPEFV45-24 12X8	45	24	600	12	300	8	200	211469
CPEFV45-24 18X8	45	24	600	18	450	8	200	211470
CPEFV45-24 24X8	45	24	600	24	600	8	200	211471
CPEFV45-24 30X8	45	24	600	30	750	8	200	211472
CPEFV45-24 36X8	45	24	600	36	900	8	200	211473
CPEFV-24 6X8	90	24	600	6	150	8	200	211474
CPEFV-24 9X8	90	24	600	9	225	8	200	211475
CPEFV-24 12X8	90	24	600	12	300	8	200	211476
CPEFV-24 18X8	90	24	600	18	450	8	200	211477
CPEFV-24 24X8	90	24	600	24	600	8	200	211478
CPEFV-24 30X8	90	24	600	30	750	8	200	211479
CPEFV-24 36X8	90	24	600	36	900	8	200	211480
CPEFV45-36 6X8	45	36	900	6	150	8	200	211481
CPEFV45-36 9X8	45	36	900	9	225	8	200	211482
CPEFV45-36 12X8	45	36	900	12	300	8	200	211483
CPEFV45-36 18X8	45	36	900	18	450	8	200	211484
CPEFV45-36 24X8	45	36	900	24	600	8	200	211485
CPEFV45-36 30X8	45	36	900	30	750	8	200	211486
CPEFV45-36 36X8	45	36	900	36	900	8	200	211487
CPEFV-36 6X8	90	36	900	6	150	8	200	211488
CPEFV-36 9X8	90	36	900	9	225	8	200	211489
CPEFV-36 12X8	90	36	900	12	300	8	200	211490
CPEFV-36 18X8	90	36	900	18	450	8	200	211491
CPEFV-36 24X8	90	36	900	24	600	8	200	211492
CPEFV-36 30X8	90	36	900	30	750	8	200	211493
CPEFV-36 36X8	90	36	900	36	900	8	200	211494

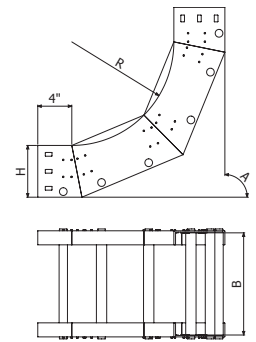


 2 x JUEFV 8 (212071)

CCEFV H8




	A(°)	R		B		H		PRFV
		inch	mm	inch	mm	inch	mm	REF
CCEFV45-12 6X8	45	12	300	6	150	8	200	211589
CCEFV45-12 9X8	45	12	300	9	225	8	200	211590
CCEFV45-12 12X8	45	12	300	12	300	8	200	211591
CCEFV45-12 18X8	45	12	300	18	450	8	200	211592
CCEFV45-12 24X8	45	12	300	24	600	8	200	211593
CCEFV45-12 30X8	45	12	300	30	750	8	200	211594
CCEFV45-12 36X8	45	12	300	36	900	8	200	211595
CCEFV-12 6X8	90	12	300	6	150	8	200	211596
CCEFV-12 9X8	90	12	300	9	225	8	200	211597
CCEFV-12 12X8	90	12	300	12	300	8	200	211598
CCEFV-12 18X8	90	12	300	18	450	8	200	211599
CCEFV-12 24X8	90	12	300	24	600	8	200	211600
CCEFV-12 30X8	90	12	300	30	750	8	200	211601
CCEFV-12 36X8	90	12	300	36	900	8	200	211602
CCEFV45-24 6X8	45	24	600	6	150	8	200	211603
CCEFV45-24 9X8	45	24	600	9	225	8	200	211604
CCEFV45-24 12X8	45	24	600	12	300	8	200	211605
CCEFV45-24 18X8	45	24	600	18	450	8	200	211606
CCEFV45-24 24X8	45	24	600	24	600	8	200	211607
CCEFV45-24 30X8	45	24	600	30	750	8	200	211608
CCEFV45-24 36X8	45	24	600	36	900	8	200	211609
CCEFV-24 6X8	90	24	600	6	150	8	200	211610
CCEFV-24 9X8	90	24	600	9	225	8	200	211611
CCEFV-24 12X8	90	24	600	12	300	8	200	211612
CCEFV-24 18X8	90	24	600	18	450	8	200	211613
CCEFV-24 24X8	90	24	600	24	600	8	200	211614
CCEFV-24 30X8	90	24	600	30	750	8	200	211615
CCEFV-24 36X8	90	24	600	36	900	8	200	211616
CCEFV45-36 6X8	45	36	900	6	150	8	200	211617
CCEFV45-36 9X8	45	36	900	9	225	8	200	211618
CCEFV45-36 12X8	45	36	900	12	300	8	200	211619
CCEFV45-36 18X8	45	36	900	18	450	8	200	211620
CCEFV45-36 24X8	45	36	900	24	600	8	200	211621
CCEFV45-36 30X8	45	36	900	30	750	8	200	211622
CCEFV45-36 36X8	45	36	900	36	900	8	200	211623
CCEFV-36 6X8	90	36	900	6	150	8	200	211624
CCEFV-36 9X8	90	36	900	9	225	8	200	211625
CCEFV-36 12X8	90	36	900	12	300	8	200	211626
CCEFV-36 18X8	90	36	900	18	450	8	200	211627
CCEFV-36 24X8	90	36	900	24	600	8	200	211628
CCEFV-36 30X8	90	36	900	30	750	8	200	211629
CCEFV-36 36X8	90	36	900	36	900	8	200	211630

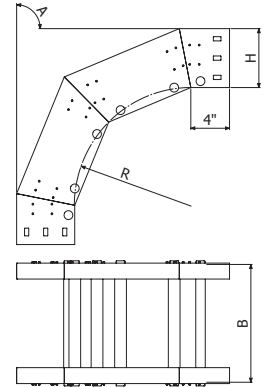


 2 x JUEFV 8 (212071)

CXEFV H8



	A(°)	R		B		H		PRFV
		inch	mm	inch	mm	inch	mm	REF
CXEFV45-12 6X8	45	12	300	6	150	8	200	211725
CXEFV45-12 9X8	45	12	300	9	225	8	200	211726
CXEFV45-12 12X8	45	12	300	12	300	8	200	211727
CXEFV45-12 18X8	45	12	300	18	450	8	200	211728
CXEFV45-12 24X8	45	12	300	24	600	8	200	211729
CXEFV45-12 30X8	45	12	300	30	750	8	200	211730
CXEFV45-12 36X8	45	12	300	36	900	8	200	211731
CXEFV-12 6X8	90	12	300	6	150	8	200	211732
CXEFV-12 9X8	90	12	300	9	225	8	200	211733
CXEFV-12 12X8	90	12	300	12	300	8	200	211734
CXEFV-12 18X8	90	12	300	18	450	8	200	211735
CXEFV-12 24X8	90	12	300	24	600	8	200	211736
CXEFV-12 30X8	90	12	300	30	750	8	200	211737
CXEFV-12 36X8	90	12	300	36	900	8	200	211738
CXEFV45-24 6X8	45	24	600	6	150	8	200	211739
CXEFV45-24 9X8	45	24	600	9	225	8	200	211740
CXEFV45-24 12X8	45	24	600	12	300	8	200	211741
CXEFV45-24 18X8	45	24	600	18	450	8	200	211742
CXEFV45-24 24X8	45	24	600	24	600	8	200	211743
CXEFV45-24 30X8	45	24	600	30	750	8	200	211744
CXEFV45-24 36X8	45	24	600	36	900	8	200	211745
CXEFV-24 6X8	90	24	600	6	150	8	200	211746
CXEFV-24 9X8	90	24	600	9	225	8	200	211747
CXEFV-24 12X8	90	24	600	12	300	8	200	211748
CXEFV-24 18X8	90	24	600	18	450	8	200	211749
CXEFV-24 24X8	90	24	600	24	600	8	200	211750
CXEFV-24 30X8	90	24	600	30	750	8	200	211751
CXEFV-24 36X8	90	24	600	36	900	8	200	211752
CXEFV45-36 6X8	45	36	900	6	150	8	200	211753
CXEFV45-36 9X8	45	36	900	9	225	8	200	211754
CXEFV45-36 12X8	45	36	900	12	300	8	200	211755
CXEFV45-36 18X8	45	36	900	18	450	8	200	211756
CXEFV45-36 24X8	45	36	900	24	600	8	200	211757
CXEFV45-36 30X8	45	36	900	30	750	8	200	211758
CXEFV45-36 36X8	45	36	900	36	900	8	200	211759
CXEFV-36 6X8	90	36	900	6	150	8	200	211760
CXEFV-36 9X8	90	36	900	9	225	8	200	211761
CXEFV-36 12X8	90	36	900	12	300	8	200	211762
CXEFV-36 18X8	90	36	900	18	450	8	200	211763
CXEFV-36 24X8	90	36	900	24	600	8	200	211764
CXEFV-36 30X8	90	36	900	30	750	8	200	211765
CXEFV-36 36X8	90	36	900	36	900	8	200	211766



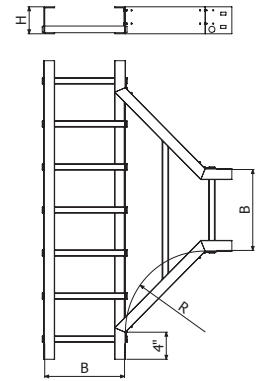
 2 x JUEFV 8 (212071)

TEEFV H3, H4




	R		B		H		PRFV
	inch	mm	inch	mm	inch	mm	REF
TEEFV-12 6X3	12	300	6	150	3	75	211767
TEEFV-12 9X3	12	300	9	225	3	75	211768
TEEFV-12 12X3	12	300	12	300	3	75	211769
TEEFV-12 18X3	12	300	18	450	3	75	211770
TEEFV-12 24X3	12	300	24	600	3	75	211771
TEEFV-12 6X4	12	300	6	150	4	100	211772
TEEFV-12 9X4	12	300	9	225	4	100	211773
TEEFV-12 12X4	12	300	12	300	4	100	211774
TEEFV-12 18X4	12	300	18	450	4	100	211775
TEEFV-12 24X4	12	300	24	600	4	100	211776
TEEFV-12 30X4	12	300	30	750	4	100	211777
TEEFV-12 36X4	12	300	36	900	4	100	211778
TEEFV-24 6X4	24	600	6	150	4	100	211779
TEEFV-24 9X4	24	600	9	225	4	100	211780
TEEFV-24 12X4	24	600	12	300	4	100	211781
TEEFV-24 18X4	24	600	18	450	4	100	211782
TEEFV-24 24X4	24	600	24	600	4	100	211783
TEEFV-24 30X4	24	600	30	750	4	100	211784
TEEFV-24 36X4	24	600	36	900	4	100	211785
TEEFV-36 6X4	36	900	6	150	4	100	211786
TEEFV-36 9X4	36	900	9	225	4	100	211787
TEEFV-36 12X4	36	900	12	300	4	100	211788
TEEFV-36 18X4	36	900	18	450	4	100	211789
TEEFV-36 24X4	36	900	24	600	4	100	211790
TEEFV-36 30X4	36	900	30	750	4	100	211791
TEEFV-36 36X4	36	900	36	900	4	100	211792

 2 x JUEFV H3 (212068)
2 x JUEFV H4 (212069)

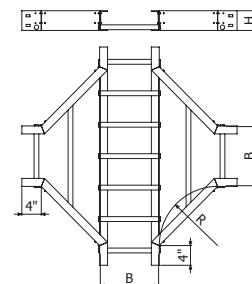


CREFV H3. H4



	R		B		H		PRFV
	inch	mm	inch	mm	inch	mm	REF
CREFV-12 6X3	12	300	6	150	3	75	211838
CREFV-12 9X3	12	300	9	225	3	75	211839
CREFV-12 12X3	12	300	12	300	3	75	211840
CREFV-12 18X3	12	300	18	450	3	75	211841
CREFV-12 24X3	12	300	24	600	3	75	211842
CREFV-12 6X4	12	300	6	150	4	100	211843
CREFV-12 9X4	12	300	9	225	4	100	211844
CREFV-12 12X4	12	300	12	300	4	100	211845
CREFV-12 18X4	12	300	18	450	4	100	211846
CREFV-12 24X4	12	300	24	600	4	100	211847
CREFV-12 30X4	12	300	30	750	4	100	211848
CREFV-12 36X4	12	300	36	900	4	100	211849
CREFV-24 6X4	24	600	6	150	4	100	211850
CREFV-24 9X4	24	600	9	225	4	100	211851
CREFV-24 12X4	24	600	12	300	4	100	211852
CREFV-24 18X4	24	600	18	450	4	100	211853
CREFV-24 24X4	24	600	24	600	4	100	211854
CREFV-24 30X4	24	600	30	750	4	100	211855
CREFV-24 36X4	24	600	36	900	4	100	211856
CREFV-36 6X4	36	900	6	150	4	100	211857
CREFV-36 9X4	36	900	9	225	4	100	211858
CREFV-36 12X4	36	900	12	300	4	100	211859
CREFV-36 18X4	36	900	18	450	4	100	211860
CREFV-36 24X4	36	900	24	600	4	100	211861
CREFV-36 30X4	36	900	30	750	4	100	211862
CREFV-36 36X4	36	900	36	900	4	100	211863

🔧 2 x JUEFV H3 (212068)
2 x JUEFV H4 (212069)



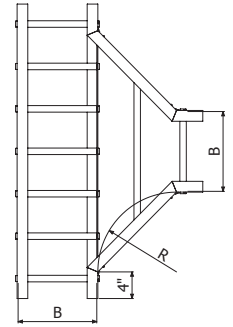
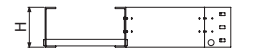
TEEFV H6, H8



TEEFV'A'-R' 'B'x"H'

	R		B		H		PRFV
	inch	mm	inch	mm	inch	mm	REF
TEEFV-12 6X6	12	300	6	150	6	150	211793
TEEFV-12 9X6	12	300	9	225	6	150	211794
TEEFV-12 12X6	12	300	12	300	6	150	211795
TEEFV-12 18X6	12	300	18	450	6	150	211796
TEEFV-12 24X6	12	300	24	600	6	150	211797
TEEFV-12 30X6	12	300	30	750	6	150	211798
TEEFV-12 36X6	12	300	36	900	6	150	211799
TEEFV-24 6X6	24	600	6	150	6	150	211800
TEEFV-24 9X6	24	600	9	225	6	150	211801
TEEFV-24 12X6	24	600	12	300	6	150	211802
TEEFV-24 18X6	24	600	18	450	6	150	211806
TEEFV-24 24X6	24	600	24	600	6	150	211807
TEEFV-24 30X6	24	600	30	750	6	150	211808
TEEFV-24 36X6	24	600	36	900	6	150	211809
TEEFV-36 6X6	36	900	6	150	6	150	211810
TEEFV-36 9X6	36	900	9	225	6	150	211811
TEEFV-36 12X6	36	900	12	300	6	150	211812
TEEFV-36 18X6	36	900	18	450	6	150	211813
TEEFV-36 24X6	36	900	24	600	6	150	211814
TEEFV-36 30X6	36	900	30	750	6	150	211815
TEEFV-36 36X6	36	900	36	900	6	150	211816
TEEFV-12 6X8	12	300	6	150	8	200	211817
TEEFV-12 9X8	12	300	9	225	8	200	211818
TEEFV-12 12X8	12	300	12	300	8	200	211819
TEEFV-12 18X8	12	300	18	450	8	200	211820
TEEFV-12 24X8	12	300	24	600	8	200	211821
TEEFV-12 30X8	12	300	30	750	8	200	211822
TEEFV-12 36X8	12	300	36	900	8	200	211823
TEEFV-24 6X8	24	600	6	150	8	200	211824
TEEFV-24 9X8	24	600	9	225	8	200	211825
TEEFV-24 12X8	24	600	12	300	8	200	211826
TEEFV-24 18X8	24	600	18	450	8	200	211827
TEEFV-24 24X8	24	600	24	600	8	200	211828
TEEFV-24 30X8	24	600	30	750	8	200	211829
TEEFV-24 36X8	24	600	36	900	8	200	211830
TEEFV-36 6X8	36	900	6	150	8	200	211831
TEEFV-36 9X8	36	900	9	225	8	200	211832
TEEFV-36 12X8	36	900	12	300	8	200	211833
TEEFV-36 18X8	36	900	18	450	8	200	211834
TEEFV-36 24X8	36	900	24	600	8	200	211835
TEEFV-36 30X8	36	900	30	750	8	200	211836
TEEFV-36 36X8	36	900	36	900	8	200	211837

🔧 2 x JUEFV H6 (212070)
2 x JUEFV H8 (212071)



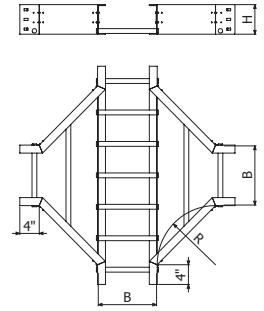
TEEFV'A'-R' 'B'x"H'

CREFV H6, H8




	R		B		H		PRFV
	inch	mm	inch	mm	inch	mm	REF
CREFV-12 6X6	12	300	6	150	6	150	211864
CREFV-12 9X6	12	300	9	225	6	150	211865
CREFV-12 12X6	12	300	12	300	6	150	211866
CREFV-12 18X6	12	300	18	450	6	150	211867
CREFV-12 24X6	12	300	24	600	6	150	211868
CREFV-12 30X6	12	300	30	750	6	150	211869
CREFV-12 36X6	12	300	36	900	6	150	211870
CREFV-24 6X6	24	600	6	150	6	150	211871
CREFV-24 9X6	24	600	9	225	6	150	211872
CREFV-24 12X6	24	600	12	300	6	150	211873
CREFV-24 18X6	24	600	18	450	6	150	211874
CREFV-24 24X6	24	600	24	600	6	150	211875
CREFV-24 30X6	24	600	30	750	6	150	211876
CREFV-24 36X6	24	600	36	900	6	150	211877
CREFV-36 6X6	36	900	6	150	6	150	211878
CREFV-36 9X6	36	900	9	225	6	150	211879
CREFV-36 12X6	36	900	12	300	6	150	211880
CREFV-36 18X6	36	900	18	450	6	150	211881
CREFV-36 24X6	36	900	24	600	6	150	211882
CREFV-36 30X6	36	900	30	750	6	150	211883
CREFV-36 36X6	36	900	36	900	6	150	211884
CREFV-12 6X8	12	300	6	150	8	200	211885
CREFV-12 9X8	12	300	9	225	8	200	211886
CREFV-12 12X8	12	300	12	300	8	200	211887
CREFV-12 18X8	12	300	18	450	8	200	211888
CREFV-12 24X8	12	300	24	600	8	200	211889
CREFV-12 30X8	12	300	30	750	8	200	211890
CREFV-12 36X8	12	300	36	900	8	200	211891
CREFV-24 6X8	24	600	6	150	8	200	211892
CREFV-24 9X8	24	600	9	225	8	200	211893
CREFV-24 12X8	24	600	12	300	8	200	211894
CREFV-24 18X8	24	600	18	450	8	200	211895
CREFV-24 24X8	24	600	24	600	8	200	211896
CREFV-24 30X8	24	600	30	750	8	200	211897
CREFV-24 36X8	24	600	36	900	8	200	211898
CREFV-36 6X8	36	900	6	150	8	200	211899
CREFV-36 9X8	36	900	9	225	8	200	211900
CREFV-36 12X8	36	900	12	300	8	200	211901
CREFV-36 18X8	36	900	18	450	8	200	211902
CREFV-36 24X8	36	900	24	600	8	200	211903
CREFV-36 30X8	36	900	30	750	8	200	211904
CREFV-36 36X8	36	900	36	900	8	200	211905

🔧 2 x JUEFV H6 (212070)
2 x JUEFV H8 (212071)

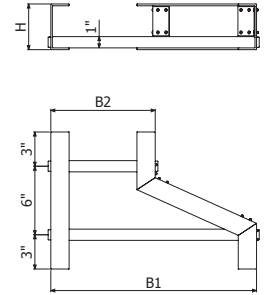


RIEFV H3, H4



	B1		B2		H		PRFV
	inch	mm	inch	mm	inch	mm	REF
RIEFV 9/6X3	9	225	6	100	3	75	211906
RIEFV 12/9X3	12	300	9	225	3	75	211907
RIEFV 12/6X3	12	300	6	100	3	75	211908
RIEFV 18/12X3	18	450	12	300	3	75	211909
RIEFV 18/9X3	18	450	9	225	3	75	211910
RIEFV 18/6X3	18	450	6	100	3	75	211911
RIEFV 24/18X3	24	600	18	450	3	75	211912
RIEFV 24/12X3	24	600	12	300	3	75	211913
RIEFV 24/9X3	24	600	9	225	3	75	211914
RIEFV 9/6X4	9	225	6	100	4	100	211915
RIEFV 12/9X4	12	300	9	225	4	100	211916
RIEFV 12/6X4	12	300	6	100	4	100	211917
RIEFV 18/12X4	18	450	12	300	4	100	211918
RIEFV 18/9X4	18	450	9	225	4	100	211919
RIEFV 18/6X4	18	450	6	100	4	100	211920
RIEFV 24/18X4	24	600	18	450	4	100	211921
RIEFV 24/12X4	24	600	12	300	4	100	211922
RIEFV 24/9X4	24	600	9	225	4	100	211923
RIEFV 30/24X4	30	750	24	600	4	100	211924
RIEFV 30/18X4	30	750	18	450	4	100	211925
RIEFV 30/12X4	30	750	12	300	4	100	211926
RIEFV 36/30X4	36	900	30	750	4	100	211927
RIEFV 36/24X4	36	900	24	600	4	100	211928
RIEFV 36/18X4	36	900	18	450	4	100	211929

2 x JUEFV 3 (212068)
2 x JUEFV 4 (212069)

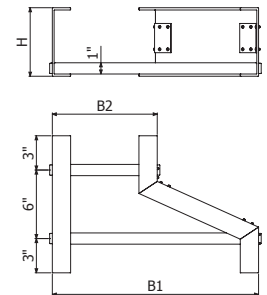


RIEFV H6, H8




	B1		B2		H		PRFV
	inch	mm	inch	mm	inch	mm	REF
RIEFV 9/6X6	9	225	6	100	6	150	211930
RIEFV 12/9X6	12	300	9	225	6	150	211931
RIEFV 12/6X6	12	300	6	100	6	150	211932
RIEFV 18/12X6	18	450	12	300	6	150	211933
RIEFV 18/9X6	18	450	9	225	6	150	211934
RIEFV 18/6X6	18	450	6	100	6	150	211935
RIEFV 24/18X6	24	600	18	450	6	150	211936
RIEFV 24/12X6	24	600	12	300	6	150	211937
RIEFV 24/9X6	24	600	9	225	6	150	211938
RIEFV 30/24X6	30	750	24	600	6	150	211939
RIEFV 30/18X6	30	750	18	450	6	150	211940
RIEFV 30/12X6	30	750	12	300	6	150	211941
RIEFV 36/30X6	36	900	30	750	6	150	211942
RIEFV 36/24X6	36	900	24	600	6	150	211943
RIEFV 36/18X6	36	900	18	450	6	150	211944
RIEFV 9/6X8	9	225	6	100	8	200	211945
RIEFV 12/9X8	12	300	9	225	8	200	211946
RIEFV 12/6X8	12	300	6	100	8	200	211947
RIEFV 18/12X8	18	450	12	300	8	200	211948
RIEFV 18/9X8	18	450	9	225	8	200	211949
RIEFV 18/6X8	18	450	6	100	8	200	211950
RIEFV 24/18X8	24	600	18	450	8	200	211951
RIEFV 24/12X8	24	600	12	300	8	200	211952
RIEFV 24/9X8	24	600	9	225	8	200	211953
RIEFV 30/24X8	30	750	24	600	8	200	211954
RIEFV 30/18X8	30	750	18	450	8	200	211955
RIEFV 30/12X8	30	750	12	300	8	200	211956
RIEFV 36/30X8	36	900	30	750	8	200	211957
RIEFV 36/24X8	36	900	24	600	8	200	211958
RIEFV 36/18X8	36	900	18	450	8	200	211959

2 x JUEFV 6 (212070)
2 x JUEFV 8 (212071)

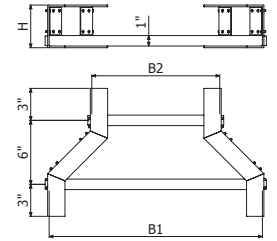


RCEFV H3, H4



	B1		B2		H		PRFV
	inch	mm	inch	mm	inch	mm	REF
RCEFV 9/6X3	9	225	6	100	3	75	211960
RCEFV 12/9X3	12	300	9	225	3	75	211961
RCEFV 12/6X3	12	300	6	100	3	75	211962
RCEFV 18/12X3	18	450	12	300	3	75	211963
RCEFV 18/9X3	18	450	9	225	3	75	211964
RCEFV 18/6X3	18	450	6	100	3	75	211965
RCEFV 24/18X3	24	600	18	450	3	75	211966
RCEFV 24/12X3	24	600	12	300	3	75	211967
RCEFV 24/9X3	24	600	9	225	3	75	211968
RCEFV 9/6X4	9	225	6	100	4	100	211969
RCEFV 12/9X4	12	300	9	225	4	100	211970
RCEFV 12/6X4	12	300	6	100	4	100	211971
RCEFV 18/12X4	18	450	12	300	4	100	211972
RCEFV 18/9X4	18	450	9	225	4	100	211973
RCEFV 18/6X4	18	450	6	100	4	100	211974
RCEFV 24/18X4	24	600	18	450	4	100	211975
RCEFV 24/12X4	24	600	12	300	4	100	211976
RCEFV 24/9X4	24	600	9	225	4	100	211977
RCEFV 30/24X4	30	750	24	600	4	100	211978
RCEFV 30/18X4	30	750	18	450	4	100	211979
RCEFV 30/12X4	30	750	12	300	4	100	211980
RCEFV 36/30X4	36	900	30	750	4	100	211981
RCEFV 36/24X4	36	900	24	600	4	100	211982
RCEFV 36/18X4	36	900	18	450	4	100	211983

🔧 2 x JUEFV 3 (212068)
2 x JUEFV 4 (212069)

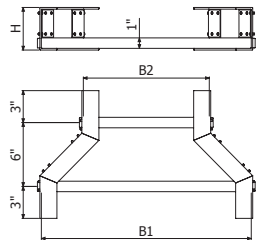


RCEFV H6, H8




	B1		B2		H		PRFV
	inch	mm	inch	mm	inch	mm	REF
RCEFV 9/6X6	9	225	6	100	6	150	211984
RCEFV 12/9X6	12	300	9	225	6	150	211985
RCEFV 12/6X6	12	300	6	100	6	150	211986
RCEFV 18/12X6	18	450	12	300	6	150	211987
RCEFV 18/9X6	18	450	9	225	6	150	211988
RCEFV 18/6X6	18	450	6	100	6	150	211989
RCEFV 24/18X6	24	600	18	450	6	150	211990
RCEFV 24/12X6	24	600	12	300	6	150	211991
RCEFV 24/9X6	24	600	9	225	6	150	211992
RCEFV 30/24X6	30	750	24	600	6	150	211993
RCEFV 30/18X6	30	750	18	450	6	150	211994
RCEFV 30/12X6	30	750	12	300	6	150	211995
RCEFV 36/30X6	36	900	30	750	6	150	211996
RCEFV 36/24X6	36	900	24	600	6	150	211997
RCEFV 36/18X6	36	900	18	450	6	150	211998
RCEFV 9/6X8	9	225	6	100	8	200	211999
RCEFV 12/9X8	12	300	9	225	8	200	212000
RCEFV 12/6X8	12	300	6	100	8	200	212001
RCEFV 18/12X8	18	450	12	300	8	200	212002
RCEFV 18/9X8	18	450	9	225	8	200	212003
RCEFV 18/6X8	18	450	6	100	8	200	212004
RCEFV 24/18X8	24	600	18	450	8	200	212005
RCEFV 24/12X8	24	600	12	300	8	200	212006
RCEFV 24/9X8	24	600	9	225	8	200	212007
RCEFV 30/24X8	30	750	24	600	8	200	212008
RCEFV 30/18X8	30	750	18	450	8	200	212009
RCEFV 30/12X8	30	750	12	300	8	200	212010
RCEFV 36/30X8	36	900	30	750	8	200	212011
RCEFV 36/24X8	36	900	24	600	8	200	212012
RCEFV 36/18X8	36	900	18	450	8	200	212013

🔧 2 x JUEFV 6 (212070)
2 x JUEFV 8 (212071)

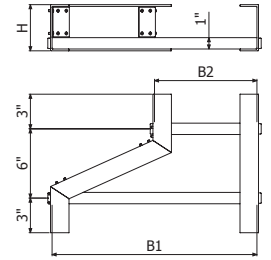


RDEFV H3, H4



	B1		B2		H		PRFV
	inch	mm	inch	mm	inch	mm	REF
RDEFV 9/6X3	9	225	6	100	3	75	212014
RDEFV 12/9X3	12	300	9	225	3	75	212015
RDEFV 12/6X3	12	300	6	100	3	75	212016
RDEFV 18/12X3	18	450	12	300	3	75	212017
RDEFV 18/9X3	18	450	9	225	3	75	212018
RDEFV 18/6X3	18	450	6	100	3	75	212019
RDEFV 24/18X3	24	600	18	450	3	75	212020
RDEFV 24/12X3	24	600	12	300	3	75	212021
RDEFV 24/9X3	24	600	9	225	3	75	212022
RDEFV 9/6X4	9	225	6	100	4	100	212023
RDEFV 12/9X4	12	300	9	225	4	100	212024
RDEFV 12/6X4	12	300	6	100	4	100	212025
RDEFV 18/12X4	18	450	12	300	4	100	212026
RDEFV 18/9X4	18	450	9	225	4	100	212027
RDEFV 18/6X4	18	450	6	100	4	100	212028
RDEFV 24/18X4	24	600	18	450	4	100	212029
RDEFV 24/12X4	24	600	12	300	4	100	212030
RDEFV 24/9X4	24	600	9	225	4	100	212031
RDEFV 30/24X4	30	750	24	600	4	100	212032
RDEFV 30/18X4	30	750	18	450	4	100	212033
RDEFV 30/12X4	30	750	12	300	4	100	212034
RDEFV 36/30X4	36	900	30	750	4	100	212035
RDEFV 36/24X4	36	900	24	600	4	100	212036
RDEFV 36/18X4	36	900	18	450	4	100	212037

2 x JUEFV 3 (212068)
2 x JUEFV 4 (212069)

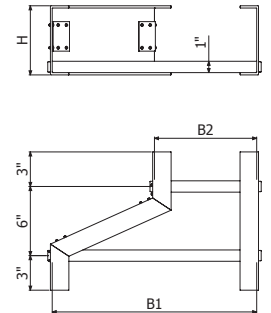


RDEFV H6, H8




	B1		B2		H		PRFV
	inch	mm	inch	mm	inch	mm	REF
RDEFV 9/6X6	9	225	6	100	6	150	212038
RDEFV 12/9X6	12	300	9	225	6	150	212039
RDEFV 12/6X6	12	300	6	100	6	150	212040
RDEFV 18/12X6	18	450	12	300	6	150	212041
RDEFV 18/9X6	18	450	9	225	6	150	212042
RDEFV 18/6X6	18	450	6	100	6	150	212043
RDEFV 24/18X6	24	600	18	450	6	150	212044
RDEFV 24/12X6	24	600	12	300	6	150	212045
RDEFV 24/9X6	24	600	9	225	6	150	212046
RDEFV 30/24X6	30	750	24	600	6	150	212047
RDEFV 30/18X6	30	750	18	450	6	150	212048
RDEFV 30/12X6	30	750	12	300	6	150	212049
RDEFV 36/30X6	36	900	30	750	6	150	212050
RDEFV 36/24X6	36	900	24	600	6	150	212051
RDEFV 36/18X6	36	900	18	450	6	150	212052
RDEFV 9/6X8	9	225	6	100	8	200	212053
RDEFV 12/9X8	12	300	9	225	8	200	212054
RDEFV 12/6X8	12	300	6	100	8	200	212055
RDEFV 18/12X8	18	450	12	300	8	200	212056
RDEFV 18/9X8	18	450	9	225	8	200	212057
RDEFV 18/6X8	18	450	6	100	8	200	212058
RDEFV 24/18X8	24	600	18	450	8	200	212059
RDEFV 24/12X8	24	600	12	300	8	200	212060
RDEFV 24/9X8	24	600	9	225	8	200	212061
RDEFV 30/24X8	30	750	24	600	8	200	212062
RDEFV 30/18X8	30	750	18	450	8	200	212063
RDEFV 30/12X8	30	750	12	300	8	200	212064
RDEFV 36/30X8	36	900	30	750	8	200	212065
RDEFV 36/24X8	36	900	24	600	8	200	212066
RDEFV 36/18X8	36	900	18	450	8	200	212067

2 x JUEFV 6 (212070)
2 x JUEFV 8 (212071)

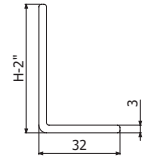


PSEFV



	H		PRFV	i316
	inch	mm	REF	REF
PSEFV 4	4	100	209882	-
DIN7504 4,8X19	-	-	-	217610

4 x DIN7504 (1000<->1000mm)



JUEFV



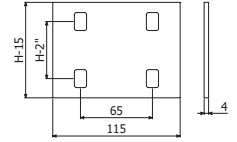
JUEFV 3 - JUEFV 4



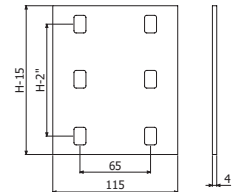
JUEFV 6 - JUEFV 8

	H		PRFV	
	inch	mm	REF	REF
JUEFV 3	3	75	212068	
JUEFV 4	4	100	212069	
JUEFV 6	6	150	212070	
JUEFV 8	8	200	212071	

4 x B3 (218552) H3-4 / 6 x B3 H6-8




JUEFV 3 - JUEFV 4




JUEFV 6 - JUEFV 8

JUEFV-A



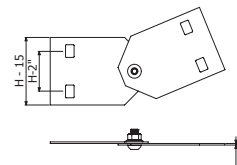
JUEFV-A 3 / JUEFV-A 4



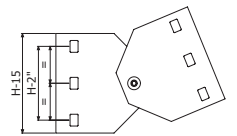
JUEFV-A 6 / JUEFV-A 8

	H		e	i316
	inch	mm	mm	REF
JUEFV-A 3	3	75	2	212072
JUEFV-A 4	4	100	2	212073
JUEFV-A 6	6	150	3	212074
JUEFV-A 8	8	200	3	212075

4 x B3 (218552) H3-4 / 6 x B3 H6-8




JUEFV-A 3 / JUEFV-A 4



JUEFV-A 6 / JUEFV-A 8

JUEFV-B



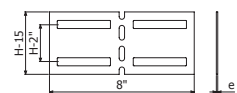

JUEFV-B 3 / JUEFV-B 4



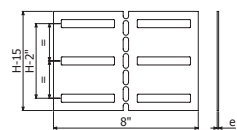
JUEFV-B 6 / JUEFV-B 8

	H		e	i316
	inch	mm	mm	REF
JUEFV-B 3	3	75	2	212076
JUEFV-B 4	4	100	2	212077
JUEFV-B 6	6	150	3	212078
JUEFV-B 8	8	200	3	212079

4 x B3 (218552) H3-4 / 6 x B3 H6-8




JUEFV-B 3 / JUEFV-B 4

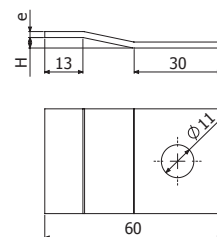


JUEFV-B 6 / JUEFV-B 8


BEFV



	H	e	i316
	mm	mm	REF
BEFVS 4	3,5	3	205399
BEFVL 6	4,5	3	217284
BEFVS 6	6	3	217285

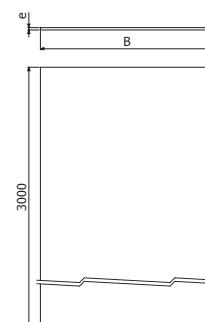


TEFV




L= 3 m (10 ft)

	H	e	e	PRFV
	mm	mm	mm	REF
TEFV 6	6	150	3	214463
TEFV 9	9	225	3	214464
TEFV 12	12	300	3	214465
TEFV 18	18	450	3	214466
TEFV 24	24	600	4	214467
TEFV 30	30	750	4	214468
TEFV 36	36	900	4	214469



4 x PTEFV 1 x TEFV

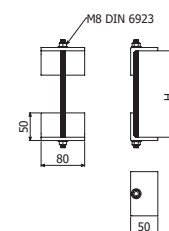
PTEFV




	H		PRFV	i316
	inch	mm	REF	REF
PTEFV 3	3	75	205505	-
PTEFV 4	4	100	205506	-
PTEFV 6	6	150	214470	217280
PTEFV 8	8	200	-	214471



4 x PTEFV 1 x TEFV

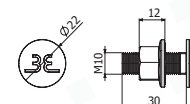



B3




	Pap	i316	PAFV
	N-m	REF	REF
B3-50	35	215575	218552

15






BasorPlast



ES2376
AENOR

NF004
1164

SAFETY US-CA
E479833
UL568



RoHS
OK



IEC 61537
EN 50085
UNE 201010
UL94



UNE 60695

60°C -20°C



IEC 61537

60°C -10°C



EN 50085



OK



Med.
60x100 & 60x150 10J
IEC 61537
EN 50085



IEC 60529



IEC 50102



ISO/TR 10358
DIN 8061

H60					
B	Filling Area	Max. Filling* 40°C		Max. Filling* 60°C	
		1m	1,5m	1m	1,5m
mm	cm ²				
100	52	100%	100%	100%	84%
150	80	100%	100%	100%	65%
200	101	100%	100%	100%	69%
300	152	100%	100%	100%	60%

H100					
B	Filling Area	Max. Filling* 40°C		Max. Filling* 60°C	
		1m	1,5m	1m	1,5m
mm	cm ²				
200	175	100%	100%	100%	84%
300	263	100%	100%	100%	63%
400	354	100%	100%	100%	59%
600	539	100%	98%	87%	46%

*Maximum filling depending on support span (m) considering a cable load of 0,23 kg/(m·cm²)

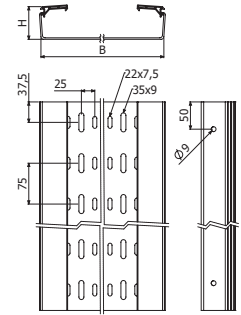
BPE H60



L = 3 m (10 ft)

	H		B		UVM1 7035
	mm	inch	mm	inch	REF
BPE 60X100	60	2 3/8"	100	4"	210070
BPE 60X150	60	2 3/8"	150	6"	210071
BPE 60X200	60	2 3/8"	200	8"	210072
BPE 60X300	60	2 3/8"	300	12"	210073

2 x JUBPE 60 (210084)



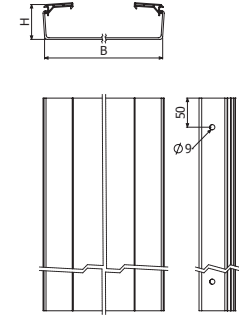
BPE-C H60



L = 3 m (10 ft)

	H		B		UVM1 7035
	mm	inch	mm	inch	REF
BPE-C 60X100	60	2 3/8"	100	4"	210062
BPE-C 60X150	60	2 3/8"	150	6"	210063
BPE-C 60X200	60	2 3/8"	200	8"	210064
BPE-C 60X300	60	2 3/8"	300	12"	210065

2 x JUBPE 60 (210084)



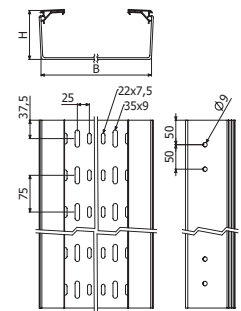
BPE H100



L = 3 m (10 ft)

	H		B		UVM1 7035
	mm	inch	mm	inch	REF
BPE 100X200	100	4"	200	8"	210074
BPE 100X300	100	4"	300	12"	210075
BPE 100X400	100	4"	400	16"	210076
BPE 100X600	100	4"	600	24"	210077

2 x JUBPE 100 (210085)



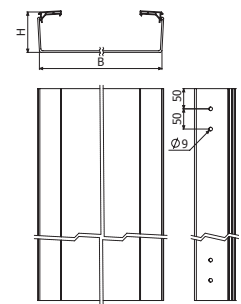
BPE-C H100



L = 3 m (10 ft)

	H		B		UVM1 7035
	mm	inch	mm	inch	REF
BPE-C 100X200	100	4"	200	8"	210066
BPE-C 100X300	100	4"	300	12"	210067
BPE-C 100X400	100	4"	400	16"	210068
BPE-C 100X600	100	4"	600	24"	210069

2 x JUBPE 100 (210085)

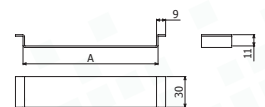


BIK10-BPE



	e	Mod.	i304	i316
	mm	H x B	REF	REF
BIK10-BPE 60X100	1,5	60x100	217340	217347
BIK10-BPE 60X150	1,5	60x150	217341	217348
BIK10-BPE 60/100x200	1,5	60X200 & 100X200	217342	217349
BIK10-BPE 60/100X300	1,5	60X300 & 100X300	217343	217350
BIK10-BPE 100X400	2	100X400	217345	217352
BIK10-BPE 100X600	2	100X600	217346	217353

3 x BIK10-BPE => 1 x TBPE






RoHS OK




IEC 61537 EN 50085 UNE 201010 UL94



UNE 60695



IEC 61537



EN 50085



Mod. 60x100 & 60x150 101 IEC 61537 EN 50085



IEC 60529



IEC 60529



IEC 50102



IEC 50102




ISO/TR 10358 DIN 8061



TBPE



CPBPE-R150



CPBPE



TCPBPE




CCBPE




TCCBPE



CXBPE



TCXBPE



PDBPE




TFBPE



PSBPE



JUBPE



JUBPE-A



JUBPE-B



JUBPE-C




BIK10-BPE



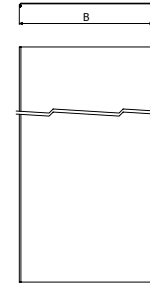
CTBP

TBPE




L = 3 m (10 ft)

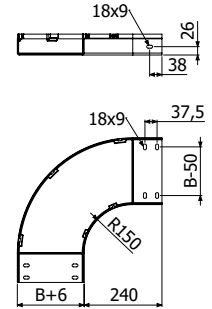
	B		UVM1 7035
	mm	inch	REF
TBPE 100	100	4"	210078
TBPE 150	150	6"	210079
TBPE 200	200	8"	210080
TBPE 300	300	12"	210081
TBPE 400	400	16"	210082
TBPE 600	600	24"	210083



CPBPE-R150



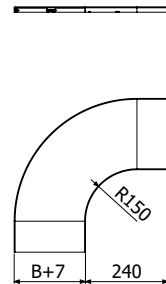
	H		B		C		R		UVM1 7035
	mm	inch	mm	inch	mm	inch	mm	inch	REF
CPBPE-R150 60X100	60	2 3/8"	100	4"	220	8 4/5"	80	3 1/8"	226806
CPBPE-R150 60X150	60	2 3/8"	150	6"	220	8 4/5"	80	3 1/8"	226807
CPBPE-R150 60X200	60	2 3/8"	200	8"	220	8 4/5"	80	3 1/8"	226808
CPBPE-R150 60X300	60	2 3/8"	300	12"	220	8 4/5"	80	3 1/8"	226809




TCPBPE-R150



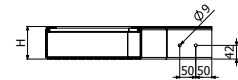
	B		C		UVM1 7035
	mm	inch	mm	inch	REF
TCPBPE-R150 100	100	4"	220	8 5/8"	226810
TCPBPE-R150 150	150	6"	220	8 5/8"	226811
TCPBPE-R150 200	200	8"	220	8 5/8"	226812
TCPBPE-R150 300	300	12"	220	8 5/8"	226813



CPBPE




	H		B		C		R		UVM1 7035
	mm	inch	mm	inch	mm	inch	mm	inch	REF
CPBPE 100X200	100	4"	200	8"	220	8 4/5"	80	3 1/8"	210093
CPBPE 100X300	100	4"	300	12"	220	8 4/5"	80	3 1/8"	210094
CPBPE 100X400	100	4"	400	16"	220	8 4/5"	80	3 1/8"	210095
CPBPE 100X600	100	4"	600	24"	240	9 1/2"	100	4"	210096

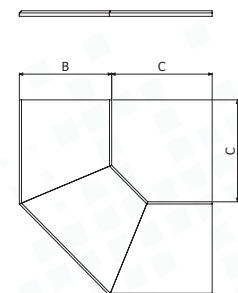


H100

TCPBPE



	B		C		UVM1 7035
	mm	inch	mm	inch	REF
TCPBPE 200	200	8"	220	8 5/8"	210099
TCPBPE 300	300	12"	220	8 5/8"	210100
TCPBPE 400	400	16"	220	8 5/8"	210101
TCPBPE 600	600	24"	240	9 1/2"	210102

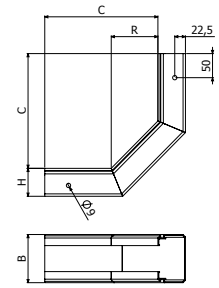


CCBPE

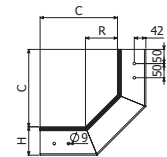


	H		B		C		R		UVM1 7035	
	mm	inch	mm	inch	mm	inch	mm	inch	REF	
CCBPE 60X100	60	2 3/8"	100	4"	240	9 1/2"	100	4"	210103	
CCBPE 60X150	60	2 3/8"	150	6"	240	9 1/2"	100	4"	210104	
CCBPE 60X200	60	2 3/8"	200	8"	240	9 1/2"	100	4"	210105	
CCBPE 60X300	60	2 3/8"	300	12"	240	9 1/2"	100	4"	210106	
CCBPE 100X200	100	4"	200	8"	275	10 5/6"	115	4 5/8"	210107	
CCBPE 100X300	100	4"	300	12"	275	10 5/6"	115	4 5/8"	210108	
CCBPE 100X400	100	4"	400	16"	275	10 5/6"	115	4 5/8"	210109	
CCBPE 100X600	100	4"	600	24"	275	10 5/6"	115	4 5/8"	210110	

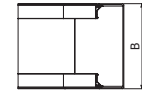
2 x JUBPE 60 (210084)
2 x JUBPE 100 (210085)




H60



H100

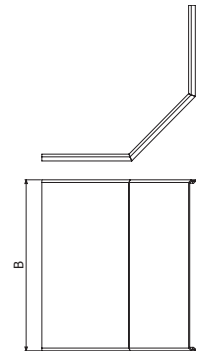


TCCBPE



	B		UVM1 7035	
	mm	inch	REF	
TCCBPE 60X100	100	4"	210111	
TCCBPE 60X150	150	6"	210112	
TCCBPE 60X200	200	8"	210113	
TCCBPE 60X300	300	12"	210114	
TCCBPE 100X200	200	8"	210115	
TCCBPE 100X300	300	12"	210116	
TCCBPE 100X400	400	16"	210117	
TCCBPE 100X600	600	24"	210118	

TCCBPE B100-400 TCCBPE 100X600

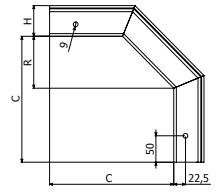


CXBPE

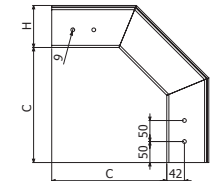
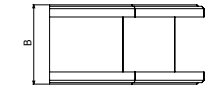


	H		B		C		R		UVM1 7035
	mm	inch	mm	inch	mm	inch	mm	inch	REF
CXBPE 60X100	60	2 3/8"	100	4"	240	9 1/2"	100	4"	210119
CXBPE 60X150	60	2 3/8"	150	6"	240	9 1/2"	100	4"	210120
CXBPE 60X200	60	2 3/8"	200	8"	240	9 1/2"	100	4"	210121
CXBPE 60X300	60	2 3/8"	300	12"	240	9 1/2"	100	4"	210122
CXBPE 100X200	100	4"	200	8"	275	10 5/6"	115	4 5/8"	210123
CXBPE 100X300	100	4"	300	12"	275	10 5/6"	115	4 5/8"	210124
CXBPE 100X400	100	4"	400	16"	275	10 5/6"	115	4 5/8"	210125
CXBPE 100X600	100	4"	600	24"	275	10 5/6"	115	4 5/8"	210126

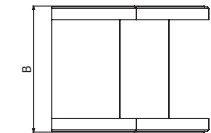
2 x JUBPE 60 (210084)
2 x JUBPE 100 (210085)




H60



H100

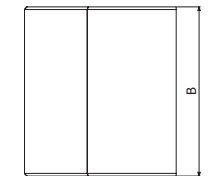
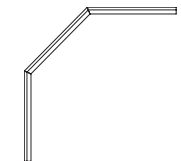


TCXBPE




	B		UVM1 7035
	mm	inch	REF
TCXBPE 60X100	100	4"	210127
TCXBPE 60X150	150	6"	210128
TCXBPE 60X200	200	8"	210129
TCXBPE 60X300	300	12"	210130
TCXBPE 100X200	200	8"	210131
TCXBPE 100X300	300	12"	210132
TCXBPE 100X400	400	16"	210133
TCXBPE 100X600	600	24"	210134

TCXBPE B100-400 TCXBPE 100X600



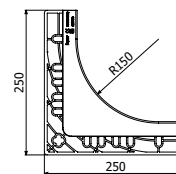
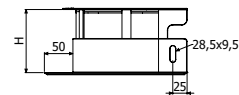
PDBPE-R150



PDBPE-R150

4 x CTBP (100u-Pack 210017)

H		UVM1 7035	
mm	inch	REF	
60/100	2 3/8" - 4"	227903	



1PDBPE-R150 = H60 / H100



TFBPE



TFBPE 60X100

TFBPE 60X150

TFBPE 60X200

TFBPE 60X300

TFBPE 100X200

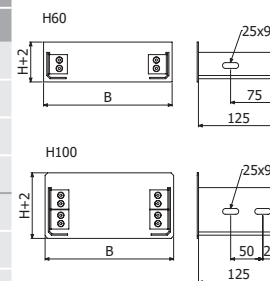
TFBPE 100X300

TFBPE 100X400


TFBPE 100X600

H		B		UVM1 7035	
mm	inch	mm	inch	REF	
60	2 3/8"	100	4"	223023	
60	2 3/8"	150	6"	223024	
60	2 3/8"	200	8"	223025	
60	2 3/8"	300	12"	223026	
100	4"	200	8"	223027	
100	4"	300	12"	223028	
100	4"	400	16"	223029	
100	4"	600	24"	223030	


2/100 x CTBP (210017)



PSBPE



L = 3 m (10 ft)

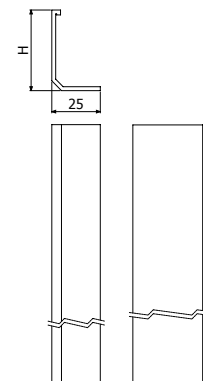


PSBPE 60


PSBPE 100

H		UVM1 7035	
mm	inch	REF	
41	1 5/8"	210144	
74	2 7/8"	210145	

4/100 x CTBP (210017)



JUBPE-AB


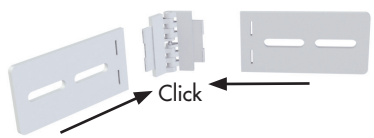

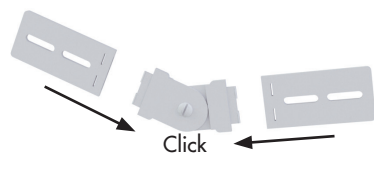
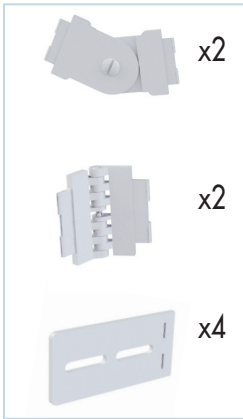
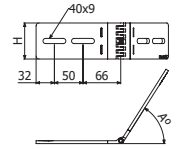
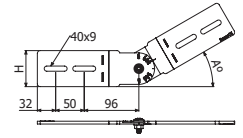


JUBPE-AB 60

JUBPE-AB 100

 4/100 x CTBP (210017)

H		UVM/1 7035
mm	inch	REF
60	2 3/8"	223613
100	4"	223614

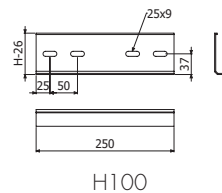
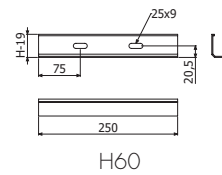


JUBPE



	H		UVM1 7035
	mm	inch	REF
JUBPE 60	60	2 3/8"	210084
JUBPE 100	100	4"	210085

JUBPE 60 2/100 x CTBP (210017)
JUBPE 100 4/100 x CTBP (210017)

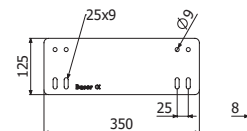


JUBPE-C



	UVM1 7035
	REF
JUBPE-C 400-600	218797

4/100 x CTBP (210017)

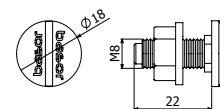


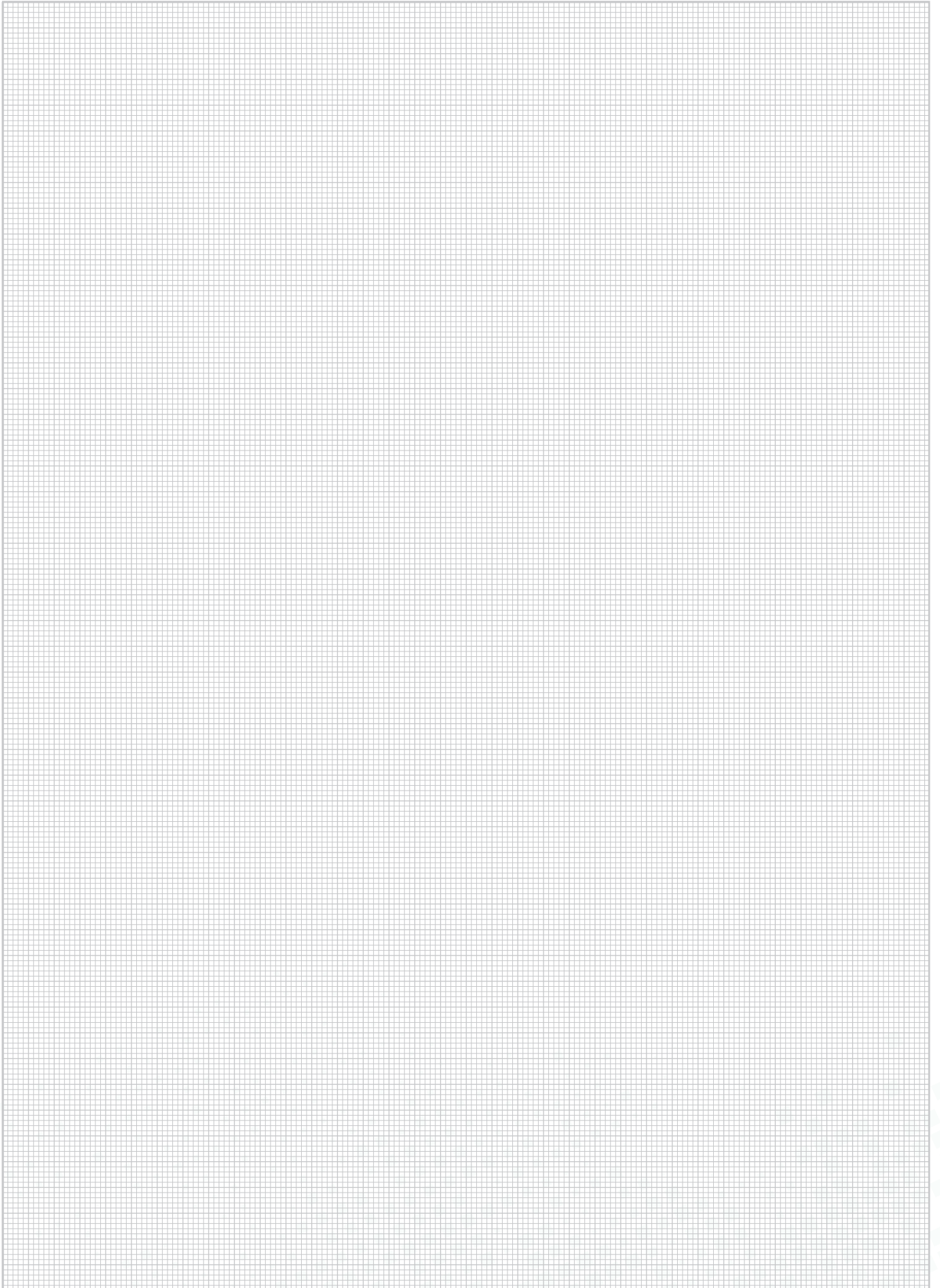
CTBP



	Pap	UVM1 7035
	N-m	REF
CTBP-100	4	210017

13







RAL 7035

RoHS
OK

NO + **M1 VO**

IEC 61537
EN 50085
UNE 201010
UL94

60°C -20°C



IEC 61537



PVC UVM1 7035




ISO/TR 10358
DIN 8061





SHG


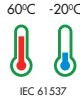


PSHG + SHG



SVG





SWL kg (lb)

SHG



		B mm (inch)					
		100 (4")	150 (6")	200 (8")	300 (12")	400 (16")	600 (24")
T°	40°C	166 (366)	105 (231)	125 (276)	291 (642)	207 (456)	148 (326)
T°	60°C	113 (249)	95 (209)	120 (264)	178 (392)	160 (353)	113 (249)

PSHG




		B mm (inch)					
		100 (4")	150 (6")	200 (8")	300 (12")	400 (16")	600 (24")
T°	40°C	166 (366)	105 (231)	125 (276)	291 (642)	207 (456)	148 (326)
T°	60°C	113 (249)	95 (209)	120 (264)	178 (392)	160 (353)	113 (249)

SVG

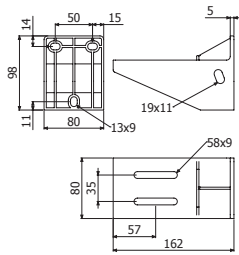


		B mm (inch)					
		100 (4")	150 (6")	200 (8")	300 (12")	400 (16")	600 (24")
T°	40°C	312 (686)	262 (576)	213 (468)	171 (376)	162 (356)	77 (169)
T°	60°C	150 (330)	130 (286)	110 (242)	90 (198)	80 (176)	40 (88)

SHG

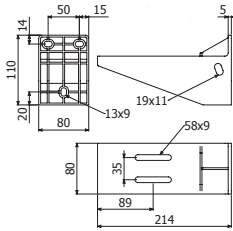


	B		40°	60°	UVM1 7035
	mm	inch	SWL (kg)	SWL (kg)	
SHG 100	100	4"	166	113	210011
SHG 150	150	6"	105	95	210012
SHG 200	200	8"	125	120	210013
SHG 300	300	12"	291	178	210014
SHG 400	400	16"	207	160	210015
SHG 600	600	24"	148	113	210016

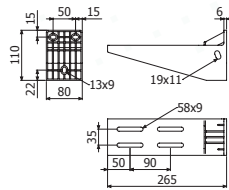


SHG100

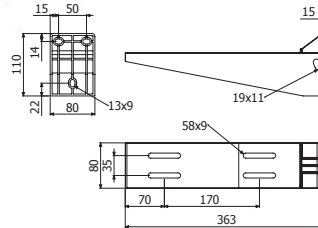
BPE ---> SHG: 2/100 x CTBP (210017)



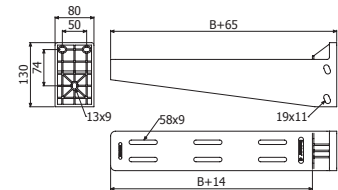
SHG150



SHG200




SHG300

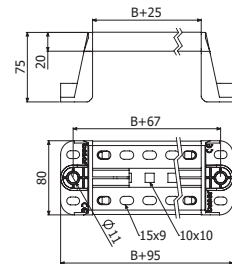


SHG 400/600



SVG



	B		40°	60°	UVM1 7035
	mm	inch	SWL (kg)	SWL (kg)	
SVG 100	100	4"	312	150	210050
SVG 150	150	6"	262	130	210051
SVG 200	200	8"	213	110	210052
SVG 300	300	12"	171	90	210053
SVG 400	400	16"	162	80	210054
SVG 600	600	24"	77	40	210055



BPE ---> SVG: 2/100 x CTBP (210017)


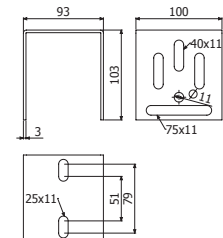


KSHGR



KSHGR	PGP 7035	
	REF	
	217282	

- PSHGR ---> KSHGR 4/100 x B2 (205392-i304)
- SHG 100~300 ---> KSHGR 1 x CT2 M10x100 (50-Pack: 225594-i304)
- SHG 400~600 ---> KSHGR 2 xCT2 M10x100 (50-Pack: 225594-i304)



PSHG



PSHG 2M

PGP 7035

REF

217281

SHG 100~300 ---> PSHG

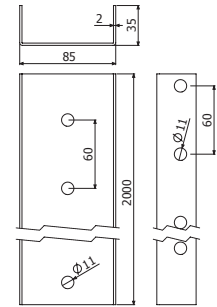


1 x CT2 M10x100 (50-Pack: 225594-i304)

SHG 400~600 ---> PSHG



2 x CT2 M10x100 (50-Pack: 225594-i304)



PSHGR



PSHGR 600

PGP 7035

REF

217283

TFSSHGR PVC

212112

PSHGR ---> KSHGR



4/100 x B2 (205392-i304)

SHG 100~300 ---> PSHGR

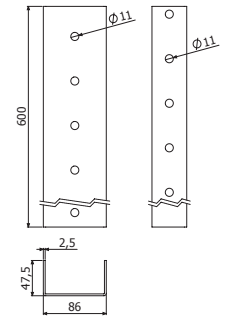


1 x CT2 M10x100 (50-Pack: 225594-i304)


SHG 400~600 ---> PSHGR



2 x CT2 M10x100 (50-Pack: 225594-i304)



PSHGR



TFSSHGR



SHGR+TFSSHGR

CT2



CT2-50 Pack M10X100



Pap

i304

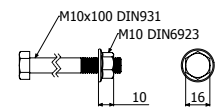
N·m

REF

50u

35

225594



B2



B2 Pack 100u

Pap

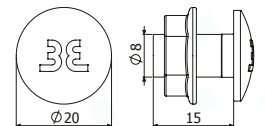
i304

N·m

REF



15

205392





RAL 7038



RoHS
OK



MODEL	Filling Area cm ²	H60			
		Max. Filling* 60°C		Max. Filling* 90°C	
		1,5m	2m	1,5m	2m
60x100	52	100%	100%	100%	73%
60x200	101	100%	100%	100%	70%
60x300	153	100%	100%	100%	70%

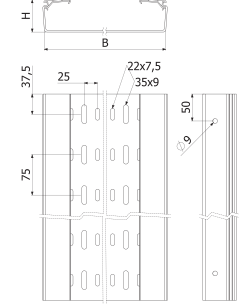
BPE H60




L = 3 m (10 ft)

	H		B		LH 7038
	mm	inch	mm	inch	REF
BPE 60X100	60	2 3/8"	100	4"	225600
BPE 60X200	60	2 3/8"	200	8"	225602
BPE 60X300	60	2 3/8"	300	12"	225603

2 x JUBPE 60 (225622)



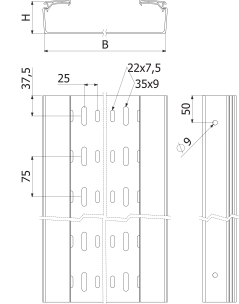
BPE H100



L = 3 m (10 ft)

	H		B		LH 7038
	mm	inch	mm	inch	REF
BPE 100X400	100	4"	400	16"	225606
BPE 100X600	100	4"	600	24"	225607

2 x JUBPE 100 (225623)



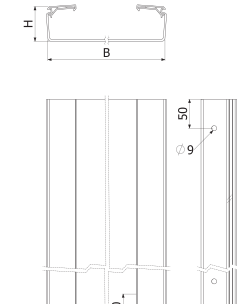
BPE-C H60



L = 3 m (10 ft)

	H		B		LH 7038
	mm	inch	mm	inch	REF
BPE-C 60X100	60	2 3/8"	100	4"	225608
BPE-C 60X200	60	2 3/8"	200	8"	225610
BPE-C 60X300	60	2 3/8"	300	12"	225611

2 x JUBPE 60 (225622)



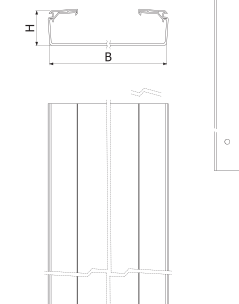
BPE-C H100




L = 3 m (10 ft)

	H		B		LH 7038
	mm	inch	mm	inch	REF
BPE-C 100X400	100	4"	400	16"	225614
BPE-C 100X600	100	4"	600	24"	225615

2 x JUBPE 100 (225623)

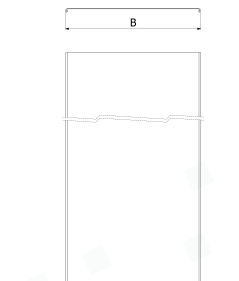


TBPE



L = 3 m (10 ft)

	B		LH 7038
	mm	inch	REF
TBPE 100 LH	100	4"	225616
TBPE 200 LH	200	8"	225618
TBPE 300 LH	300	12"	225619
TBPE 400 LH	400	16"	225620
TBPE 500 LH	500	20"	225621



BIK10-BPE




	e	Mod.	i304
	mm	H x B	REF
BIK10-BPE 60X100	1,5	60x100	217340
BIK10-BPE 60X200	1,5	60x200	217342
BIK10-BPE 60X300	1,5	60x300	217343
BIK10-BPE 100X400	2	100X400	217345
BIK10-BPE 100X600	2	100X600	217346

3 x BIK10-BPE => 1 x TBPE

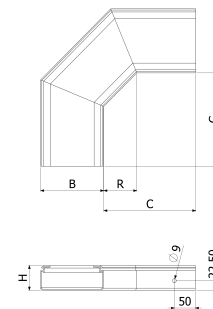


CPBPE



	H		B		C		R		LH 7038
	mm	inch	mm	inch	mm	inch	mm	inch	REF
CPBPE 60X100	60	2 3/8"	100	4"	220	8 4/5"	80	3 1/8"	225625
CPBPE 60X200	60	2 3/8"	200	8"	220	8 4/5"	80	3 1/8"	225627
CPBPE 60X300	60	2 3/8"	300	12"	220	8 4/5"	80	3 1/8"	225628
CPBPE 100X400	100	4"	400	16"	220	8 4/5"	80	3 1/8"	225645
CPBPE 100X600	100	4"	600	24"	220	8 4/5"	80	3 1/8"	225646

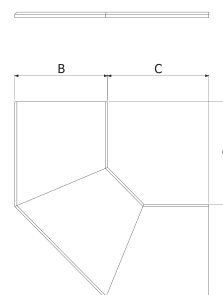
2 x JUBPE 60 (225622) / 2 x JUBPE 100 (225623)



TCPBPE



	B		C		LH 7038
	mm	inch	mm	inch	REF
TCPBPE 100	100	4"	220	8 5/8"	225633
TCPBPE 200	200	8"	220	8 5/8"	225635
TCPBPE 300	300	12"	220	8 5/8"	225636
TCPBPE 400	400	16"	220	8 5/8"	225653
TCPBPE 600	600	24"	220	8 5/8"	225654

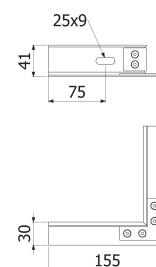


PDBPE




	LH 7038
	REF
PDBPE 60	225674
PDBPE 100	225675

H60 -> 2 x CTBP (100u-Pack 225624 LH7038)
H100 -> 4 x CTBP (100u-Pack 225624 LH7038)

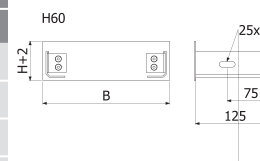


TFBPE




	H		B		LH 7038
	mm	inch	mm	inch	REF
TFBPE 60X100	60	2 3/8"	100	4"	225676
TFBPE 60X200	60	2 3/8"	200	8"	225678
TFBPE 60X300	60	2 3/8"	300	12"	225679
TFBPE 100X400	100	4"	400	16"	225682
TFBPE 100X600	100	4"	600	24"	225683

H60 -> 2 x CTBP (100u-Pack 225624 LH7038)
H100 -> 4 x CTBP (100u-Pack 225624 LH7038)



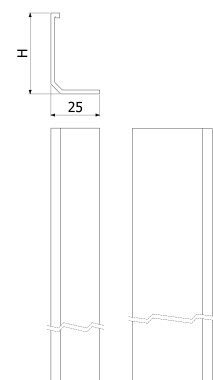
PSBPE




L = 3 m (10 ft)

	H		LH 7038
	mm	inch	REF
PSBPE 60	41	1 5/8"	225671
PSBPE 100	80	3"	225672

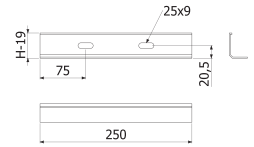
4 x CTBP (100u-Pack 225624 LH7038)



JUBPE



	H		LH 7038
	mm	inch	REF
JUBPE 60	60	2 3/8"	225622
JUBPE 100	80	3"	225623

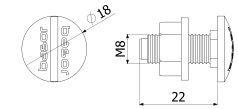


- JUBPE 60 -> 2 x CTBP (100u-Pack 225624 LH7038)
- JUBPE 100 -> 4 x CTBP (100u-Pack 225624 LH7038)


CTBP



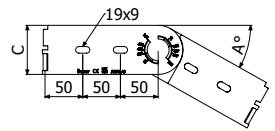
	Pap	LH 7038	
		REF	
CTBP-100 Pack	100u	4	225624



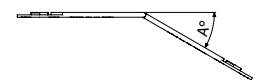
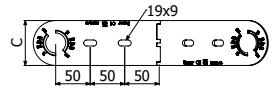

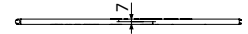
JUBPE-AB2




	H		LH 7038
	mm	inch	REF
JUBPE-AB2 H60	60	2 3/8"	225684
JUBPE-AB2 H100	100	4"	225685



- H60 -> 4 x CTBP (100u-Pack 225624 LH7038)
- H100 -> 8 x CTBP (100u-Pack 225624 LH7038)

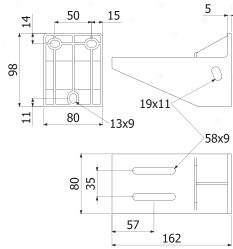


SHG

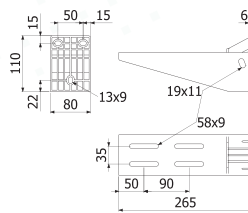


	B		40°	60°	LH 7038
	mm	inch	SWL (kg)	SWL (kg)	REF
SHG 100	100	4"	104	84	225686
SHG 200	200	8"	66	55	225688
SHG 300	300	12"	158	127	225689

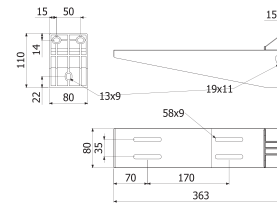
BPE ---> SHG: 2 x CTBP (100u-Pack 225624 LH7038)



SHG 100




SHG 200



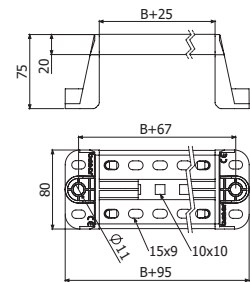
SHG 300


SVG




	B		40°	60°	LH 7038
	mm	inch	SWL (kg)	SWL (kg)	REF
SVG 100	100	4"	153	133	225692
SVG 200	200	8"	135	120	225694
SVG 300	300	12"	90	80	225695

BPE ---> SVG: 2 x CTBP (100u-Pack 225624 LH7038)










BasorBLOC

BasorBLOC



EN 50085

RoHS
OK



EN 50085
UNE 201010
UL94



UNE 60695-2-12



IEC 50085




EN 50085




IEC 50102

B	Filling Area			
	H25 (1")	H40 (1 1/2")	H60 (2 3/8")	H80 (3 1/8")
mm	cm ²	cm ²	cm ²	cm ²
25	4	7	11	16
40	-	12	20	27
60	-	20	31	43
80	-	-	42	58
100	-	-	54	73
120	-	-	65	88




QRL



L = 2 m (6 ft)

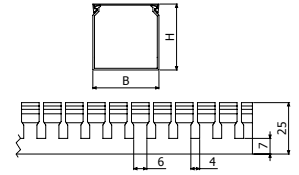
QRL = 40x40



L = 2 m (6 ft)

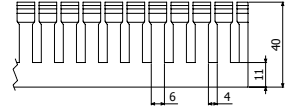
QRL = 100x80

	B		H		PVCM1 7030
	mm	inch	mm	inch	REF
QRL 25X25	25	1"	25	1"	207145
QRL 25x40	25	1"	40	1 1/2"	207146
QRL 25x60	25	1"	60	2 3/8"	207147
QRL 25x80	25	1"	80	207148	



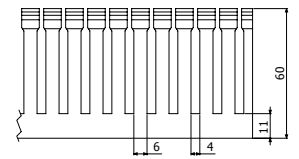
QRL H25

	B		H		PVCM1 7030
	mm	inch	mm	inch	REF
QRL 40x40	40	1 1/2"	40	1 1/2"	207149
QRL 40x60	40	1 1/2"	60	2 3/8"	207150
QRL 40x80	40	1 1/2"	80	3 1/8"	207151



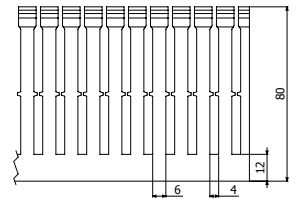
QRL H40

	B		H		PVCM1 7030
	mm	inch	mm	inch	REF
QRL 60x40	60	2 3/8"	40	1 1/2"	207152
QRL 60x60	60	2 3/8"	60	2 3/8"	207153
QRL 60x80	60	2 3/8"	80	3 1/8"	207154



QRL H60

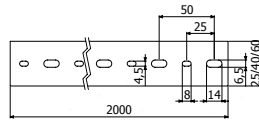
	B		H		PVCM1 7030
	mm	inch	mm	inch	REF
QRL 80x60	80	3 1/8"	60	2 3/8"	207155
QRL 80x80	80	3 1/8"	80	3 1/8"	207156



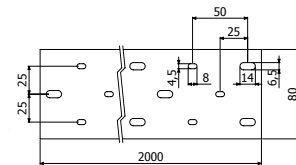
QRL H80

	B		H		PVCM1 7030
	mm	inch	mm	inch	REF
QRL 100x60	100	4"	60	2 3/8"	207157
QRL 100x80	100	4"	80	3 1/8"	207158

	B		H		PVCM1 7030
	mm	inch	mm	inch	REF
QRL 120x60	120	4 3/4"	60	2 3/8"	207159
QRL 120x80	120	4 3/4"	80	3 1/8"	207160




H 25/40/60



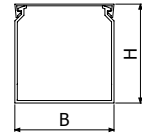
H 80/100/120

QCL




L = 2 m (6 ft)

	B		H		PVCM1 7030
	mm	inch	mm	inch	REF
QCL 25X25	25	1 "	25	1 "	207300
QCL 40x40	40	1 1/2"	40	1 1/2"	207301
QCL 60x40	60	2 3/8"	40	1 1/2"	207302
QCL 60x60	60	2 3/8"	60	2 3/8"	207303

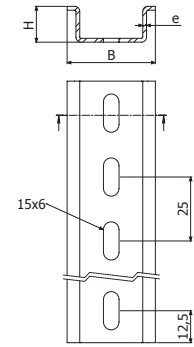
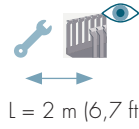




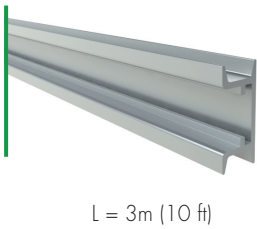
OBP / OBC / OAP / OAC





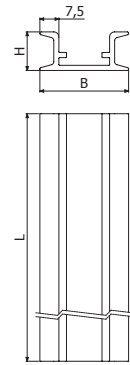
	e	B	H	PG
	mm	mm	mm	REF
OBP	1	35	7	200248
OBC	1	35	7	207214
OAP	1,5	35	15	200250
OAC	1,5	35	15	207227



OR



	B		H		L		AL
	mm	inch	mm	inch	mm	inch	REF
OR 3M	35	1 3/8	15	3/5	3	10	209806







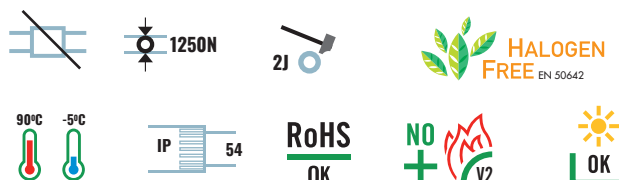
Rigid Conduits



RE1250 RLH



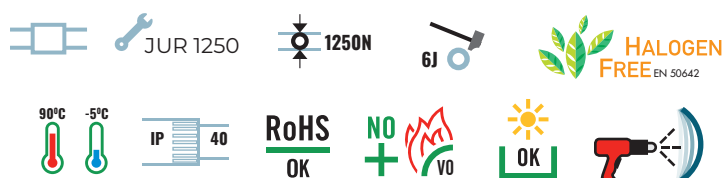
	DN		h		EN-IEC 61386	IP	IK	RLH 7035
	mm	inch	mm	inch				REF
RE1250 16	16	5/8"	14	9/16"	4322	54	7	206453
RE1250 20	20	3/8"	16	5/8"	4322	54	7	206454
RE1250 25	25	1"	20	3/4"	4322	54	7	206455
RE1250 32	32	1 1/4"	22	7/8"	4322	54	7	206456
RE1250 40	40	1 1/2"	26	1"	4322	54	7	206457
RE1250 50	50	2"	31	1 1/4"	4322	54	7	206458
RE1250 63	63	2 1/2"	60	2 3/8"	4322	54	7	206459



R1250 CLH



	DN		EN-IEC 61386	IK	CLH 7035
	mm	inch			REF
R1250 16	16	5/8"	4422	8	207217
R1250 20	20	3/8"	4422	8	207218
R1250 25	25	1"	4422	8	207219
R1250 32	32	1 1/4"	4422	8	207220
R1250 40	40	1 1/2"	4422	8	207221
R1250 50	50	2"	4422	8	207222

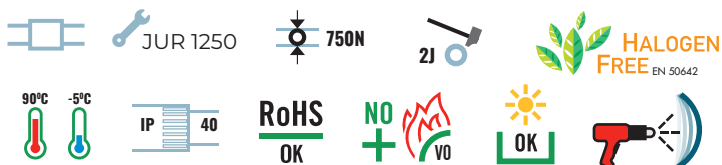




R750 LH



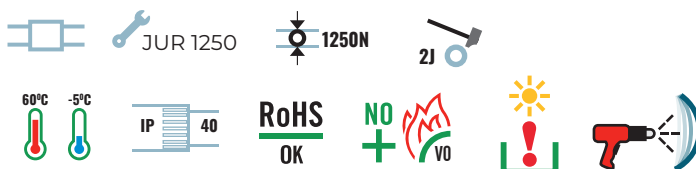
	DN		EN-IEC 61386	IK	LH 7035
	mm	inch			REF
R750 16	16	5/8"	3322	7	218683
R750 20	20	3/8"	3322	7	218684
R750 25	25	1"	3322	7	218685
R750 32	32	1 1/4"	3322	7	218686



R1250 PVC



	DN		EN-IEC 61386	IK	PVC 7035
	mm	inch			REF
R1250 16	16	5/8"	4321	7	206460
R1250 20	20	3/4"	4321	7	206461
R1250 25	25	1"	4321	7	206462
R1250 32	32	1 1/4"	4321	7	206463
R1250 40	40	1 1/2"	4321	7	206464
R1250 50	50	2"	4321	7	206465
R1250 63	63	2 1/2"	4321	7	206466





JUR1250



	DN		h		IK	RLH 7035
	mm	inch	mm	inch		REF
JUR1250 16	16	5/8"	50	2"	40	206732
JUR1250 20	20	3/4"	55	2 1/8"	40	206733
JUR1250 25	25	1"	60	2 3/8"	40	206734
JUR1250 32	32	1 1/4"	70	2 3/4"	40	206735
JUR1250 40	40	1 1/2"	80	3 1/8"	40	206736
JUR1250 50	50	2"	90	3 1/2"	40	206737
JUR1250 63	63	2 1/2"	130	5 1/8"	40	206738



CPR



	DN		R		IP	RLH 7035	PVC 7035
	mm	inch	mm	inch		REF	REF
CPR 16	16	5/8"	54	2 1/8"	40	206739	218790
CPR 20	20	3/4"	67	2 5/8"	40	206740	218791
CPR 25	25	1"	85	3 3/8"	40	206741	218792
CPR 32	32	1 1/4"	110	4 3/8"	40	206742	218793
CPR 40	40	1 1/2"	138	5 3/8"	40	206743	218794
CPR 50	50	2"	172	6 3/4"	40	206744	218795



CFR



	DN		L		IP	RLH 7035
	mm	inch	mm	inch		REF
CFR 16	16	5/8"	220	8 1/2"	65	206819
CFR 20	20	3/4"	230	9"	65	206820
CFR 25	25	1"	240	9 1/2"	65	206821
CFR 32	32	1 1/4"	270	10 1/2"	65	206822
CFR 40	40	1 1/2"	300	12"	65	206823
CFR 50	50	2"	340	13 1/2"	65	206824



CFR2




	DN		L		IP	PVC 7035
	mm	inch	mm	inch		REF
CFR2 16	16	5/8"	300	12"	44	207432
CFR2 20	20	3/4"	300	12"	44	207433
CFR2 25	25	1"	400	16"	44	207434
CFR2 32	32	1 1/4"	400	16"	44	207435





MCR1250



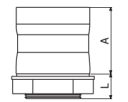
	Thread	DN		L		A		IP	RLH 7035
	M	mm	inch	mm	mm	mm	mm		REF
MCR1250 16	16	16	5/8"	2 1/8"	2 1/8"	40		206746	
MCR1250 20	20	20	3/4"	2 5/8"	2 5/8"	40		206747	
MCR1250 25	25	25	1"	3 3/8"	3 3/8"	40		206748	
MCR1250 32	32	32	1 1/4"	4 3/8"	4 3/8"	40		206749	
MCR1250 40	40	40	1 1/2"	5 3/8"	5 3/8"	40		206750	
MCR1250 50	50	50	2"	6 3/4"	6 3/4"	40		206751	



MCR1250-IP67



	Thread	DN		L		A		IP	RLH 7035
	M	mm	inch	mm	mm	mm	mm		REF
MCR1250-IP67 16	16	16	5/8"	15	42	67		226774	
MCR1250-IP67 20	20	20	3/4"	15	44	67		226775	
MCR1250-IP67 25	25	25	1"	15	47	67		226776	
MCR1250-IP67 32	32	32	1 1/4"	16	52	67		226777	
MCR1250-IP67 40	40	40	1 1/2"	16	64	67		226778	
MCR1250-IP67 50	50	50	2"	18	72	67		226779	



SPR1250



	DN		A		B		B		F	RLH 7035
	mm	inch	mm	inch	mm	inch	mm	inch	kg	REF
SPR1250 16	16	5/8"	12	1/2"	25	1"	21	13/16"	3	206753
SPR1250 20	20	3/4"	12	1/2"	28	1 1/8"	26	1"	3	206754
SPR1250 25	25	1"	12	1/2"	32	1 1/4"	31	1 1/4"	3	206755
SPR1250 32	32	1 1/4"	12	1/2"	43	1 3/4"	44	1 3/4"	3	206756
SPR1250 40	40	1 1/2"	14	9/16"	50	2"	52	2"	3	206757
SPR1250 50	50	2"	14	9/16"	56	2 1/4"	62	2 1/2"	3	206758



ABR1250




	DN		F	RLH 7035
	mm	inch	kg	REF
ABR1250 16-32	16-32	5/8"-1 1/4"	15	206760
ABR1250 32-63	32-63	1 1/4" - 2 1/2"	15	206761





BFT-P41



	DN	F	RLH 7035
	mm	kg	REF
BFT-P41 20	17,9-20	1,5	206811
BFT-P41 25	23,4-25,4	1,5	206812
BFT-P41 32	29,5-32	1,5	206813
BFT-P41 40	38,4-40,6	2	206814
BFT-P41 50	50,3-53,7	2	206815

ABR



	DN		L		W		H		HDG
	mm	inch	mm	inch	mm	inch	mm	inch	REF
ABR-16	16	5/8"	52	2 1/16"	14	9/16"	17,8	11/16"	226321
ABR-20	20	3/4"	56	2 3/16"	14	9/16"	21,8	14/16"	226322
ABR-25	25	1"	66	2 5/8"	16	5/8"	27	1 1/16"	226323
ABR-32	32	1 1/4"	72	2 13/16"	16	5/8"	34	1 5/16"	226324
ABR-40	40	1 1/2"	84	3 5/16"	20	3/4"	41	1 5/8"	226325
ABR-50	50	2"	94	3 11/16"	20	3/4"	51	2"	226326
ABR-63	63	2 1/2"	107	4 3/16"	20	3/4"	65,4	2 9/16"	226327

ABRP




	DN		L		W		H		HDG	AL	i304
	mm	inch	mm	inch	mm	inch	mm	inch	REF	REF	REF
ABRP 16	16	5/8"	52	2 1/16"	14	9/16"	28,4	1 1/8"	226328	226356	226387
ABRP 20	20	3/4"	56	2 3/16"	14	9/16"	32,5	1 1/4"	226329	226357	226388
ABRP 25	25	1"	66	2 5/8"	16	5/8"	37	1 7/16"	226330	226358	226389
ABRP 32	32	1 1/4"	72	2 13/16"	16	5/8"	41,5	1 5/8"	226331	226359	226390
ABRP 40	40	1 1/2"	84	3 5/16"	16	5/8"	51,8	2 1/16"	226332	226360	226391
ABRP 50	50	2"	94	3 11/16"	16	5/8"	58,5	2 5/16"	226333	226361	226392
ABRP 63	63	2 1/2"	107	4 3/16"	16	5/8"	79	3 1/8"	226334	226362	-

BQ




	DN		L		O.D.		PVC 7035
	mm	inch	mm	inch	mm	inch	REF
BQ 16	16	5/8"	20	3/4"	19	3/4"	226393
BQ 20	20	3/4"	23	7/8"	24	15/16"	226394
BQ 25	25	1"	27	1 1/16"	29,3	1 1/8"	226395
BQ 32	32	1 1/4"	34	1 5/16"	36,3	1 7/16"	226396
BQ 40	40	1 1/2"	39	1 9/16"	44,3	1 3/4"	226397
BQ 50	50	2"	48	1 7/8"	54,3	2 1/8"	226398
BQ 63	63	2 1/2"	60	2 3/8"	68,3	2 11/16"	226399





61386



TML



	DN		IP	EZ	HDG	AL	i304
	mm	inch		REF	REF	REF	REF
TML 16	16	5/8"	5557	225782	225796	226335	226363
TML 20	20	3/4"	5557	225783	225797	226336	226364
TML 25	25	1"	5557	225784	225798	226337	226365
TML 32	32	1 1/4"	5557	225785	225799	226338	226366
TML 40	40	1 1/2"	5557	225786	225800	226339	226367
TML 50	50	2"	5557	225787	225801	226340	226368
TML 63	63	2 1/2"	5557	225788	225802	226341	-

TMR



	Thread	DN		Lr		IEC 61386	EZ	HDG
	M	mm	inch	mm	inch	Classif.	REF	REF
TMR 16	16	16	5/8"	15	5/8"	5557	225789	226300
TMR 20	20	20	3/4"	15	5/8"	5557	225790	226301
TMR 25	25	25	1"	20	3/4"	5557	225791	226302
TMR 32	32	32	1 1/4"	20	3/4"	5557	225792	226303
TMR 40	40	40	1 1/2"	20	3/4"	5557	225793	226304
TMR 50	50	50	2"	20	3/4"	5557	225794	226305
TMR 63	63	63	2 1/2"	20	3/4"	5557	225795	226306



EZ -> TMR 3m

HDG -> TMR 3m + 1 x MMR

MML



	DN		L		EZ	HDG	AL	i316
	mm	inch	mm	inch	REF	REF	REF	REF
MML 16	16	5/8"	45	1 3/4"	225803	225817	226342	226369
MML 20	20	3/4"	50	2"	225804	225818	226343	226370
MML 25	25	1"	55	2 1/8"	225805	225819	226344	226371
MML 32	32	1 1/4"	65	2 1/2"	225806	225820	226345	226372
MML 40	40	1 1/2"	70	2 3/4"	225807	225821	226346	226373
MML 50	50	2"	90	3 1/2"	225808	225822	226347	226374
MML 63	63	2 1/2"	105	4 1/8"	225809	225823	226348	-



MMR



	Thread		DN		L		EZ	HDG
	M		mm	inch	mm	inch	REF	REF
MMR 16	16		16	5/8"	30	1 1/8"	225810	226307
MMR 20	20		20	3/4"	35	1 3/8"	225811	226308
MMR 25	25		25	1"	40	2 3/4"	225812	226309
MMR 32	32		32	1 1/4"	43	1 3/4"	225813	226310
MMR 40	40		40	1 1/2"	43	1 3/4"	225814	226311
MMR 50	50		50	2"	52	2 1/16"	225815	226312
MMR 63	63		63	2 1/2"	63	2 1/2"	225816	226313

MLR



	Thread		DN		L		Lr		EZ
	M		mm	inch	mm	inch	mm	inch	REF
MLR 16	16		16	5/8"	44	1 3/4"	15	5/8 "	226123
MLR 20	20		20	3/4"	48	1 7/8"	15	5/8 "	226124
MLR 25	25		25	1"	55	2 1/8"	20	3/4"	226125
MLR 32	32		32	1 1/4"	63	1 1/4"	20	3/4"	226126
MLR 40	40		40	1 1/2"	68	1 1/2"	20	3/4"	226127
MLR 50	50		50	2"	83	3 1/4"	20	3/4"	226128
MLR 63	63		63	2 1/2"	95	3 3/4"	20	3/4"	226129

CML



	DN		L		R		EZ	HDG	AL	i316
	mm	inch	mm	inch	mm	inch	REF	REF	REF	REF
CML 16	16	5/8"	173	6 3/4"	93	3 5/8"	225824	225838	226349	226375
CML 20	20	3/4"	180	7 1/8"	97	3 7/8"	225825	225839	226350	226376
CML 25	25	1"	198	7 3/4"	117	4 5/8"	225826	225840	226351	226377
CML 32	32	1 1/4"	232	9 1/8"	129	5 1/8"	225827	225841	226352	226378
CML 40	40	1 1/2"	287	11 1/4"	145	5 6/8"	225828	225842	226353	226379
CML 50	50	2"	351	13 7/8"	160	6 1/4"	225829	225843	226354	226380
CML 63	63	2 1/2"	541	21 1/4"	296	11 5/8"	225830	225844	226355	-


CMR



	Thread		DN		L		Lr		R		EZ	HDG
	M		mm	inch	mm	inch	mm	inch	mm	inch	REF	REF
CMR 16	16		16	5/8"	173	6 3/4"	15	5/8 "	93	3 5/8"	225831	226314
CMR 20	20		20	3/4"	180	7 1/8"	15	5/8 "	97	3 7/8"	225832	226315
CMR 25	25		25	1"	198	7 3/4"	20	3/4"	117	4 5/8"	225833	226316
CMR 32	32		32	1 1/4"	232	9 1/8"	20	3/4"	129	5 1/8"	225834	226317
CMR 40	40		40	1 1/2"	287	11 1/4"	20	3/4"	145	5 6/8"	225835	226318
CMR 50	50		50	2"	351	13 7/8"	20	3/4"	160	6 1/4"	225836	226319
CMR 63	63		63	2 1/2"	541	21 1/4"	20	3/4"	296	11 5/8"	225837	226320




TTR



	Thread		L		h	EZ
	M	inch	mm	inch	mm	REF
TTR M 16	16	5/8"	19	3/4"	2,8	225955
TTR M 20	20	3/4"	24	1"	3	225956
TTR M 25	25	1"	30	1 1/8"	3,5	225957
TTR M 32	32	1 1/4"	36	1 3/8"	4	225958
TTR M 40	40	1 1/2"	46	1 3/4"	5	225959
TTR M 50	50	2"	60	2 3/8"	5	225960
TTR M 63	63	2 1/2"	70	2 3/4"	6	225961

BFT-P41



	Dn	F	RLH 7035
	mm	kg	REF
BFT-P41 20	17,9-20	1,5	206811
BFT-P41 25	23,4-25,4	1,5	206812
BFT-P41 32	29,5-32	1,5	206813
BFT-P41 40	38,4-40,6	2	206814
BFT-P41 50	50,3-53,7	2	206815

Compatible with both plastic and metal tubes: TML and TMR.

ABR



	DN		L		W		H		GC	i304
	mm	inch	mm	inch	mm	inch	mm	inch	REF	REF
ABR-16	16	5/8"	52	2 1/16"	14	9/16"	17,8	11/16"	226321	226381
ABR-20	20	3/4"	56	2 3/16"	14	9/16"	21,8	14/16"	226322	226382
ABR-25	25	1"	66	2 5/8"	16	5/8"	27	1 1/16"	226323	226383
ABR-32	32	1 1/4"	72	2 13/16"	16	5/8"	34	1 5/16"	226324	226384
ABR-40	40	1 1/2"	84	3 5/16"	20	3/4"	41	1 5/8"	226325	226385
ABR-50	50	2"	94	3 11/16"	20	3/4"	51	2"	226326	226386
ABR-63	63	2 1/2"	107	4 3/16"	20	3/4"	65,4	2 9/16"	226327	-

ABRP



	DN		L		W		H		GC	AL	i304
	mm	inch	mm	inch	mm	inch	mm	inch	REF	REF	REF
ABRP 16	16	5/8"	52	2 1/16"	14	9/16"	28,4	1 1/8"	226328	226356	226387
ABRP 20	20	3/4"	56	2 3/16"	14	9/16"	32,5	1 1/4"	226329	226357	226388
ABRP 25	25	1"	66	2 5/8"	16	5/8"	37	1 7/16"	226330	226358	226389
ABRP 32	32	1 1/4"	72	2 13/16"	16	5/8"	41,5	1 5/8"	226331	226359	226390
ABRP 40	40	1 1/2"	84	3 5/16"	16	5/8"	51,8	2 1/16"	226332	226360	226391
ABRP 50	50	2"	94	3 11/16"	16	5/8"	58,5	2 5/16"	226333	226361	226392
ABRP 63	63	2 1/2"	107	4 3/16"	16	5/8"	79	3 1/8"	226334	226362	-



BQ



	DN		L		O.D.		PVC 7035
	mm	inch	mm	inch	mm	inch	REF
BQ 16	16	5/8"	20	3/4"	19	3/4"	226393
BQ 20	20	3/4"	23	7/8"	24	15/16"	226394
BQ 25	25	1"	27	1 1/16"	29,3	1 1/8"	226395
BQ 32	32	1 1/4"	34	1 5/16"	36,3	1 7/16"	226396
BQ 40	40	1 1/2"	39	1 9/16"	44,3	1 3/4"	226397
BQ 50	50	2"	48	1 7/8"	54,3	2 1/8"	226398
BQ 63	63	2 1/2"	60	2 3/8"	68,3	2 11/16"	226399

ABR-X



	DN	EZ+NBR
	mm	REF
ABR-X 7	7	241366
ABR-X 10	10	241367
ABR-X 12	12	241368
ABR-X 17	17	241369
ABR-X 23	23	241370
ABR-X 29	29	241371
ABR-X 36	36	241372
ABR-X 48	48	241373

ABR-ISOF



	DN	EZ+NBR
	mm	REF
ABR-ISOF 17	17	241377
ABR-ISOF 23	23	241378
ABR-ISOF 29	29	241379
ABR-ISOF 36	36	241380
ABR-ISOF 48	48	241381



90°C -5°C

320N

21

RoHS
OK

NO +

HALOGEN
FREE

COFLEX



	OD		ID		L		EN-IEC	LH 7035
	mm	inch	mm	inch	mm	inch	61386	REF
COFLEX 16	16	5/8"	11	7/16"	100	328	2322	206995
COFLEX 20	20	3/4"	15	5/8"	100	328	2322	206996
COFLEX 25	25	1"	20	3/4"	75	246	2322	206997
COFLEX 32	32	1 1/4"	27	1 1/8"	50	164	2322	206998
COFLEX 40	40	1 1/2"	34	1 3/8"	25	82	2322	206999
COFLEX 50	50	2"	44	1 3/4"	25	82	2322	207000



MCR 1250



	Thread	NPS		RLH 7035
	M	mm	inch	REF
MCR1250 16	16	16	5/8"	206746
MCR1250 20	20	20	3/4"	206747
MCR1250 25	25	25	1"	206748
MCR1250 32	32	32	1 1/4"	206749
MCR1250 40	40	40	1 1/2"	206750
MCR1250 50	50	50	2"	206751



MCR1250-IP67



	Thread	NPS		L	A	IP	RLH 7035
	M	mm	inch	mm	mm		REF
MCR1250-IP67 16	16	16	5/8"	15	42	67	226774
MCR1250-IP67 20	20	20	3/4"	15	44	67	226775
MCR1250-IP67 25	25	25	1"	15	47	67	226776
MCR1250-IP67 32	32	32	1 1/4"	16	52	67	226777
MCR1250-IP67 40	40	40	1 1/2"	16	64	67	226778
MCR1250-IP67 50	50	50	2"	18	72	67	226779



SPR1250



	NPS		A		B		B		F	RLH 7035
	mm	inch	mm	inch	mm	inch	mm	inch	kg	REF
SPR1250 16	16	5/8"	12	1/2"	25	1"	21	13/16"	3	206753
SPR1250 20	20	3/4"	12	1/2"	28	1 1/8"	26	1"	3	206754
SPR1250 25	25	1"	12	1/2"	32	1 1/4"	31	1 1/4"	3	206755
SPR1250 32	32	1 1/4"	12	1/2"	43	1 3/4"	44	1 3/4"	3	206756
SPR1250 40	40	1 1/2"	14	9/16"	50	2"	52	2"	3	206757
SPR1250 50	50	2"	14	9/16"	56	2 1/4"	62	2 1/2"	3	206758




ABR1250




	NPS		F	RLH 7035
	mm	inch	kg	REF
ABR1250 16-32	16-32	5/8"-1 1/4"	15	206760
ABR1250 32-63	32-63	1 1/4" - 2 1/2"	15	206761





A close-up photograph of several large, green, corrugated flexible tubes. The tubes are stacked and their ridged texture is clearly visible. The lighting creates highlights and shadows that emphasize the three-dimensional structure of the corrugations.

Flexible Tubes



60°C -5°C

320N

RoHS
OK

NO +

IEC
61386

TFH



IEC
IEC 61386
2421

	DN	Metric	De	Di	Rmin	PVC 7035	PVC 7001	PVC 9005
	mm	Eq.	mm	mm	mm	REF	REF	REF
TFH 7	7	M10	13,5	10	20	240406	240415	240424
TFH 9	9	M12	15,5	12	25	240407	240416	240425
TFH 11	11		17,6	14	27	240408	240417	240426
TFH 13	13	M16	20	16	30	240409	240418	240427
TFH 16	16	M20	23	18,7	40	240410	240419	240428
TFH 20	20	M20	25	20	40	227904	227906	227908
TFH 21	21		26,5	22	45	240411	240420	240429
TFH 25	25	M25	30	25	50	227907	227905	227909
TFH 29	29	M32	36,6	32	55	240412	240421	240430
TFH 36	36	M40	45,6	40	65	240413	240422	240431
TFH 48	48	M50	57	50	80	240414	240423	240432



RFM-TFH M



	AD Thread	TUBE	PVC 7035	PVC 7001	PVC 9005
	M	DN	REF	REF	REF
RFM-TFH 07M12	12	7	240433	240443	240453
RFM-TFH 09M16	16	9	240434	240444	240454
RFM-TFH 11M20	20	11	240435	240445	240455
RFM-TFH 13M20	20	13	240436	240446	240456
RFM-TFH 16M20	20	16	240437	240447	240457
RFM-TFH 21M25	25	21	240438	240448	240458
RFM-TFH 21M32	32	21	240439	240449	240459
RFM-TFH 29M40	40	29	240440	240450	240460
RFM-TFH 36M50	50	36	240441	240451	240461
RFM-TFH 48M63	63	48	240442	240452	240462

Example: RFM-TFH 48 PG48
 ↓ ↓
Tube Size Thread

RFM-TFH PG



	AD Thread	TUBE	PVC 7035	PVC 7001	PVC 9005
	M	DN	REF	REF	REF
RFM-TFH 07PG07	07	7	240463	240473	240483
RFM-TFH 09PG09	09	9	240464	240474	240484
RFM-TFH 09PG11	11	11	240465	240475	240485
RFM-TFH 11PG13	13,5	13	240466	240476	240486
RFM-TFH 16PG16	16	16	240468	240478	240488
RFM-TFH 21PG21	21	21	240469	240479	240489
RFM-TFH 29PG29	29	29	240470	240480	240490
RFM-TFH 36PG36	36	36	240471	240481	240491
RFM-TFH 48PG48	48	48	240472	240482	240492

Example: RFM-TFH 48 PG48
 ↓ ↓
Tube Size Thread



1250N

3500N

6J

6J

RoHS
OK

NO

IEC 61386-23

TMF



IEC 61386

1250N

6J

HALOGEN FREE

250°C -45°C

IEC 61386 4456

NPS	Dext	Dint	GS	I304	
mm	mm	mm	REF	REF	
TMF 07	7	11,3	9,5	240001	240019
TMF 09	9	14,3	11,5	240002	240020
TMF 11	11	17,7	15	240003	240021
TMF 13	13	19,5	17,7	240004	240022
TMF 16	16	21,5	18	240005	240023
TMF 21	21	26,5	22,25	240006	240024
TMF 29	29	36	30	240007	240025
TMF 36	36	46	39	240008	240026
TMF 48	48	59	50	240009	240027

TMF-ULTRA EU



IEC 61386

3500N

6J

HALOGEN FREE

150°C -45°C

IEC 61386 4434

NPS	Dext	Dint	GC	I316L	
mm	mm	mm	REF	REF	
TMF EU 10	10	9	6,8	227911	240010
TMF EU 12	12	13	10	227912	240011
TMF EU 16	16	16	13	227913	240012
TMF EU 20	20	20,5	17	227914	240013
TMF EU 25	25	25	21	227915	240014
TMF EU 32	32	32	28	227916	240015
TMF EU 40	40	42,5	37,6	227917	240016
TMF EU 50	50	53	48,4	227918	240017
TMF EU 63	63	62,5	57,5	227919	240018



TMF-E GS-PVC



INTERIOR DETAIL



IEC 61386

	NPS	Dext	Dint	GS-PVC 7001
	mm	mm	mm	REF
TMF-E 07	7	12,5	9,5	240064
TMF-E 09	9	15,3	11,5	240065
TMF-E 11	11	18,7	15	240066
TMF-E 13	13	20,5	17,7	240067
TMF-E 16	16	22	18	240068
TMF-E 21	21	27,5	22,25	240069
TMF-E 29	29	37,1	30	240070
TMF-E 36	36	47,1	39	240071
TMF-E 48	48	60	50	240072

TMF GS-PVC



INTERIOR DETAIL



IEC 61386

	NPS	Dext	Dint	GS-PVC 7035	GS-PVC 9005
	mm	mm	mm	REF	REF
TMF 07	7	12,5	9,5	240028	240046
TMF 09	9	15,3	11,5	240029	240047
TMF 11	11	18,7	15	240030	240048
TMF 13	13	20,5	17,7	240031	240049
TMF 16	16	22	18	240032	240050
TMF 21	21	27,5	22,25	240033	240051
TMF 29	29	37,1	30	240034	240052
TMF 36	36	47,1	39	240035	240053
TMF 48	48	60	50	240036	240054

TMF GS-LH



INTERIOR DETAIL



IEC 61386

	NPS	Dext	Dint	GS-LH 7001	GS-LH 9005
	mm	mm	mm	REF	REF
TMF 07	7	12,5	9,5	243221	243230
TMF 09	9	15,3	11,5	243222	243231
TMF 11	11	18,7	15	243223	243232
TMF 13	13	20,5	17,7	243224	243233
TMF 16	16	22	18	243225	243234
TMF 21	21	27,5	22,25	243226	243235
TMF 29	29	37,1	30	243227	243236
TMF 36	36	47,1	39	243228	243237
TMF 48	48	60	50	243229	243238



RFMCP-TMF M



HALOGEN FREE SLEEVE **PA6**

RACOR M	Tube	Di	De	LR	L	LN	i303	
	mm	mm	mm	mm	mm	REF	REF	
RFMCP-TMF 07M12	12	07	9,5	12,4	5	19	240073	240091
RFMCP-TMF 09M16	16	09	11	15,3	5	21	240074	240092
RFMCP-TMF 11M20	20	11	14	18,7	6	26	240075	240093
RFMCP-TMF 13M20	20	13	15	20,5	6	28	240076	240094
RFMCP-TMF 16M25	25	16	17	22,6	7	30	240077	240095
RFMCP-TMF 21M32	32	21	22	28,4	8	36	240078	240096
RFMCP-TMF 29M40	40	29	30	37,1	8	47	240079	240097
RFMCP-TMF 36M50	50	36	39	47,1	9	60	240080	240098
RFMCP-TMF 48M63	63	48	50	60,1	14	75	240081	240099

RFMCP-TMF ML



HALOGEN FREE SLEEVE **PA6**

RACOR M	Tube	Di	De	LR	L	LN	
	mm	mm	mm	mm	mm	REF	
RFMCP-TMF 07M12L	12	7	9,5	12,4	15	19	240082
RFMCP-TMF 09M16L	16	9	11	15,3	15	21	240083
RFMCP-TMF 11M20L	20	11	14	18,7	15	26	240084
RFMCP-TMF 13M20L	20	13	15	20,5	15	28	240085
RFMCP-TMF 16M25L	25	16	17	22,6	15	30	240086
RFMCP-TMF 21M32L	32	21	22	28,4	15	36	240087
RFMCP-TMF 29M40L	40	29	30	37,1	15	47	240088
RFMCP-TMF 36M50L	50	36	39	47,1	15	60	240089
RFMCP-TMF 48M63L	63	48	50	60,1	15	75	240090

RFMCP-TMF PG



HALOGEN FREE SLEEVE **PA6**

RACOR M	Tube	Di	De	LR	L	LN	i303	
	mm	mm	mm	mm	mm	REF	REF	
RFMCP-TMF 07PG07	07	07	9,5	12,4	6	19	240100	240109
RFMCP-TMF 09PG09	09	09	11	15,3	6	21	240101	240110
RFMCP-TMF 11PG11	11	11	14	18,7	6,5	26	240102	240111
RFMCP-TMF 13PG13	13	13	15	20,5	6,2	28	240103	240112
RFMCP-TMF 16PG16	16	16	17	22,6	6,4	30	240104	240113
RFMCP-TMF 21PG21	21	21	22	28,4	8	36	240105	240114
RFMCP-TMF 29PG29	29	29	30	37,1	9,5	47	240106	240115
RFMCP-TMF 36PG36	36	36	39	47,1	10	60	240107	240116
RFMCP-TMF 48PG48	48	48	50	60,1	15	75	240108	240117



RFHCP-TMF M



HALOGEN FREE SLEEVE **PA6**

	RACOR M	Tube	Di	De	LR	L	LN	i303
		mm	mm	mm	mm	mm	REF	REF
RFHCP-TMF 07M12	12	7	9,5	12,4	5	19	240154	240163
RFHCP-TMF 09M16	16	9	11	15,3	5	21	240155	240164
RFHCP-TMF 11M20	20	11	14	18,7	6	26	240156	240165
RFHCP-TMF 13M20	20	13	15	20,5	6	28	240157	240166
RFHCP-TMF 16M25	25	16	17	22,6	7	30	240158	240167
RFHCP-TMF 21M32	32	21	22	28,4	8	36	240159	240168
RFHCP-TMF 29M40	40	29	30	37,1	8	47	240160	240169
RFHCP-TMF 36M50	50	36	39	47,1	9	60	240161	240170
RFHCP-TMF 48M63	63	48	50	60,1	14	75	240162	240171

RFMCM-TMF M



HALOGEN FREE SLEEVE **METAL**

	RACOR M	Tube	Di	De	LR	L	LN	i303
		mm	mm	mm	mm	mm	REF	REF
RFMCM-TMF 07M12	12	7	9,5	12,4	5	19	240226	240235
RFMCM-TMF 09M16	16	9	11	15,3	5	21	240227	240236
RFMCM-TMF 11M20	20	11	14	18,7	6	26	240228	240237
RFMCM-TMF 13M20	20	13	15	20,5	6	28	240229	240238
RFMCM-TMF 16M25	25	16	17	22,6	7	30	240230	240239
RFMCM-TMF 21M32	32	21	22	28,4	8	36	240231	240240
RFMCM-TMF 29M40	40	29	30	37,1	8	47	240232	240241
RFMCM-TMF 36M50	50	36	39	47,1	9	60	240233	240242
RFMCM-TMF 48M63	63	48	50	60,1	14	75	240234	240243

RFMCMP-TMF M



HALOGEN FREE SLEEVE **PA6+MET.**

	RACOR M	Tube	Di	De	LR	L	LN
		mm	mm	mm	mm	mm	REF
RFMCMP-TMF 07M12	12	7	9,5	12,4	5	19	243287
RFMCMP-TMF 09M16	16	9	11	15,3	5	21	243288
RFMCMP-TMF 11M20	20	11	14	18,7	6	26	243289
RFMCMP-TMF 13M20	20	13	15	20,5	6	28	243290
RFMCMP-TMF 16M25	25	16	17	22,6	7	30	243291
RFMCMP-TMF 21M32	32	21	22	28,4	8	36	243292
RFMCMP-TMF 29M40	40	29	30	37,1	8	47	243293
RFMCMP-TMF 36M50	50	36	39	47,1	9	60	243294
RFMCMP-TMF 48M63	63	48	50	60,1	14	75	243295



RFMCMP-TMF ML



HALOGEN FREE

SLEEVE
PA6+MET.

	RACOR	Tube	Di	De	LR	L	LN
	M	mm	mm	mm	mm	mm	REF
RFMCMP-TMF 07M12L	12	7	9,5	12,4	15	19	243296
RFMCMP-TMF 09M16L	16	9	11	15,3	15	21	243297
RFMCMP-TMF 11M20L	20	11	14	18,7	15	26	243298
RFMCMP-TMF 13M20L	20	13	15	20,5	15	28	243299
RFMCMP-TMF 16M25L	25	16	17	22,6	15	30	243300
RFMCMP-TMF 21M32L	32	21	22	28,4	15	36	243301
RFMCMP-TMF 29M40L	40	29	30	37,1	15	47	243302
RFMCMP-TMF 36M50L	50	36	39	47,1	15	60	243303
RFMCMP-TMF 48M63L	63	48	50	60,1	15	75	243304

RFHCM-TMF M



HALOGEN FREE

SLEEVE
METÁLICO


	RACOR	Tube	Di	De	LR	L	LN	i303
	M	mm	mm	mm	mm	mm	REF	REF
RFHCM-TMF 07M12	12	7	9,5	12,4	5	19	240298	240307
RFHCM-TMF 09M16	16	9	11	15,3	5	21	240299	240308
RFHCM-TMF 11M20	20	11	14	18,7	6	26	240300	240309
RFHCM-TMF 13M20	20	13	15	20,5	6	28	240301	240310
RFHCM-TMF 16M25	25	16	17	22,6	7	30	240302	240311
RFHCM-TMF 21M32	32	21	22	28,4	8	36	240303	240312
RFHCM-TMF 29M40	40	29	30	37,1	8	47	240304	240313
RFHCM-TMF 36M50	50	36	39	47,1	9	60	240305	240314
RFHCM-TMF 48M63	63	48	50	60,1	14	75	240306	240315

CPTMF07



HALOGEN FREE

	Tube	PA6 7001
	mm	REF
CPTMF07	7	240262
CPTMF09	9	240263
CPTMF11	11	240264
CPTMF13	13	240265
CPTMF16	16	240266
CPTMF21	23	240267
CPTMF29	29	240268
CPTMF36	36	240269
CPTMF48	48	240270






61386-23



CORRUGATED TUBE EQUIVALENCIES

EUROPEAN SIZES (AD)	NOMINAL DN
7	10
10	13
12	16
14	18
17	21
23	28
29	34
36	42
48	54
56	67
80	70
106	95

SELECTION OF FLEX ACCESSORIES



TO SELECT AN ACCESSORY FOLLOW THESE STEPS:

1 BGW90

Type of accessory

2 10

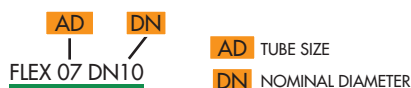
Nominal tube diameter for which the accessory is being required.

3 PG 07

Type of thread and size.

THREAD SIZE TAMANO ROSCA	O.D MM
PG7	12,5
PG9	15,2
PG11	18,6
PG13,5	20,4
PG16	22,5
PG21	28,3
PG29	37
PG36	47
PG42	54
PG48	59,3

INTERPRETATION OF THE FLEXL TABLE



FLEXL



AD	DN	De	Di	Rmin	PA6 7031 REF	PA6 9011 REF
mm	mm	mm	mm	mm		
FLEXL 07DN10 PA6	07	10	10	6,5	206517	206526
FLEXL 10DN13 PA6	10	13	13	10	206518	206527
FLEXL 12DN16 PA6	12	16	16	12	206519	206528
FLEXL 14DN18 PA6	14	18	18,5	14	206520	206529
FLEXL 17DN21 PA6	17	21	21	17	206521	206530
FLEXL 23DN28 PA6	23	28	28,7	23	206522	206531
FLEXL 29DN34 PA6	29	34	34,5	29	206523	206532
FLEXL 36DN42 PA6	36	42	42,5	36	206524	206533
FLEXL 48DN54 PA6	48	54	54,5	48	206525	206534



FLEXL-ULTRA-L



Compression (Kg/100mm)	60
Force (Kg)	30
Service Life	High
Max. Temp.	120°C
Min. Temp.	-40°C
Halogen-Free	Yes
Self-Extinguishing	Yes
ULRecognised	Yes
RoHs	Yes
Reach	Yes

F: Narrow profile C: Wide profile

	DN	De	Di	R	PA6 7031	PA6 9005
	mm	mm	mm	mm	REF	REF
FLEXL-ULTRA-L 10F	10	10	6,5	15	242267	242257
FLEXL-ULTRA-L 13F	13	13	10	25	242268	242258
FLEXL-ULTRA-L 16F	16	15,8	12	35	242269	242259
FLEXL-ULTRA-L 18F	18	18,5	14,2	35	242270	242260
FLEXL-ULTRA-L 21F	21	21,2	16,9	40	242271	242261
FLEXL-ULTRA-L 28F	28	28,5	23	45	242272	242262
FLEXL-ULTRA-L 34F	34	34,5	28,3	55	242273	242263
FLEXL-ULTRA-L 42C	42	42,5	35,7	65	242274	242264
FLEXL-ULTRA-L 54C	54	54,5	47,4	80	242275	242265
FLEXL-ULTRA-L 67C	67	67,2	56,5	110	242276	242266

TYPICAL APPLICATIONS: MACHINERY REQUIRING MINIMAL MECHANICAL PROTECTION AND BUILDING INSTALLATIONS



FLEXL-ULTRA-S



Compression (Kg/100mm)	75
Force (Kg)	40
Service Life	Very High
Max. Temp.	120°
Min. Temp.	-40°
Halogen-Free	Yes
Self-Extinguishing	Yes
UV Resistance	Yes
ULRecognisedUL94-V2	Yes
Lloyd's Certification	Yes
Network Rail Certification	Yes
Fire hazard	Low
RoHs	Yes
Reach	Yes

F: Narrow profile C: Wide profile

	DN	De	Di	R	PA6 7031	PA6 9005
	mm	mm	mm	mm	REF	REF
FLEXL-ULTRA-S 10F	10	10	6,3	15	242287	242277
FLEXL-ULTRA-S 13F	13	13	9,8	25	242288	242278
FLEXL-ULTRA-S 16F	16	15,8	11,8	35	242289	242279
FLEXL-ULTRA-S 18F	18	18,5	14,2	35	242290	242280
FLEXL-ULTRA-S 21F	21	21,2	16,7	40	242291	242281
FLEXL-ULTRA-S 28F	28	28,5	22,8	45	242292	242282
FLEXL-ULTRA-S 34F	34	34,5	28,1	55	242293	242283
FLEXL-ULTRA-S 42C	42	42,5	35,5	65	242294	242284
FLEXL-ULTRA-S 54C	54	54,5	47,2	80	242295	242285
FLEXL-ULTRA-S 67C	67	67,2	56,3	110	242296	242286

TYPICAL APPLICATIONS: ALL TYPES OF MACHINERY AND PUBLIC BUILDINGS.



BS EN IEC 61396

FLEXL-ULTRA-S-S



Compression (Kg/100mm)	75
Force (Kg)	40
Service Life	Very High
Max. Temp.	120°C
Min. Temp.	-40°C
Halogen-Free	Yes
Self-Extinguishing	Yes
UV Resistance	Yes
ULRecognisedUL94-V0	Yes
Lloyd's Certification	Yes
London Und. Certification	Yes
Network Rail Certification	Yes
EN45545-2 Certification	Yes
NFPA-130 Certification	Yes
Fire hazard	Very low
RoHs	Yes
Reach	Yes

	DN	De	Di	R	PA6 7031	PA6 9005
	mm	mm	mm	mm	REF	REF
FLEXL-ULTRA-S-S 10	10	10	6,3	15	243365	243353
FLEXL-ULTRA-S-S 11	11	11,5	8,2	20	243366	243354
FLEXL-ULTRA-S-S 13	13	13	9,8	25	243367	243355
FLEXL-ULTRA-S-S 16	16	15,8	11,8	35	243368	243356
FLEXL-ULTRA-S-S 18	18	18,5	14,2	40	243369	243357
FLEXL-ULTRA-S-S 20	20	20	14,8	45	243370	243358
FLEXL-ULTRA-S-S 21	21	21,2	16,7	45	243371	243359
FLEXL-ULTRA-S-S 28	28	28,5	22,8	50	243372	243360
FLEXL-ULTRA-S-S 34	34	34,5	28,1	60	243373	243361
FLEXL-ULTRA-S-S 42	42	42,5	35,5	70	243374	243362
FLEXL-ULTRA-S-S 54	54	54,5	47,2	80	243375	243363
FLEXL-ULTRA-S-S 67	67	67,2	56,3	130	243376	243364

TYPICAL APPLICATIONS: ALL TYPES OF MACHINERY, PUBLIC BUILDINGS



BS EN IEC 61396



FLEXL-ULTRA-V0



- Compression (Kg/100mm) 45
- Force (Kg) 30
- Service Life Very High
- Max. Temp. 120°C
- Min. Temp. -40°C
- Halogen-Free Yes
- Self-Extinguishing Yes
- UV Resistance Yes
- ULRecognised Yes
- Rohs Yes
- Reach Yes
- UL94 V0 Yes

F: Narrow profile C: Wide profile

	DN	De	Di	R	PA6 9005
	mm	mm	mm	mm	REF
FLEXL-ULTRA-V0 10F	10F	10	6,3	15	242297
FLEXL-ULTRA-V0 13F	13F	13	9,8	25	242298
FLEXL-ULTRA-V0 16F	16F	15,8	11,8	35	242299
FLEXL-ULTRA-V0 21C	21C	21,2	16,7	40	242301
FLEXL-ULTRA-V0 28C	28C	28,5	21,5	45	242302
FLEXL-ULTRA-V0 34C	34C	34,5	28,1	55	242303
FLEXL-ULTRA-V0 42C	42C	42,5	35,5	65	242304
FLEXL-ULTRA-V0 54C	54C	54,5	47,2	80	242305
FLEXL-ULTRA-V0 67C	67C	67,2	56,3	110	242306

TYPICAL APPLICATIONS: RAILWAY AND CONTINUOUS BENDING (FATIGUE).



45545 HL3-NFPA - Int R22 - Ext. R23

FLEXL-ULTRA-I



- Compression (Kg/100mm) 45
- Force (Kg) 30
- Service Life Very High
- Max. Temp. 110°C
- Min. Temp. -50°C
- Halogen-Free Yes
- Self-Extinguishing Yes
- UV Resistance Yes
- ULRecognised Yes
- Rohs Yes
- Reach Yes

F: Narrow profile C: Wide profile

	DN	De	Di	R	PA12 9005
	mm	mm	mm	mm	REF
FLEXL-ULTRA-I 13F	13	13	9,8	25	242307
FLEXL-ULTRA-I 16F	16	15,8	11,8	35	242308
FLEXL-ULTRA-I 21C	21C	21,2	16,7	40	242309
FLEXL-ULTRA-I 28C	28C	28,5	21,5	45	242310
FLEXL-ULTRA-I 34	34C	34,5	28,1	55	242311
FLEXL-ULTRA-I 42	42C	42,5	35,5	65	242312
FLEXL-ULTRA-I 54	54C	54,5	47,2	80	242313
FLEXL-ULTRA-I 67C	67C	67,2	56,3	110	242314

TYPICAL APPLICATIONS: ROBOTS AND CONTINUOUS BENDING.





FM Sleeve

Protective sleeve made from high-resistance polyester. Materials: Polyester PET V0 and plastic specifically designed for railway use (EN 45545-2 HL1/HL2/HL3).
 Certifications: CE, TPHS
 Monofilament diameter: 0.22-0.25 mm
 Standards: DIN 5510, EN45545-2 HL1/HL2/HL3
 Temperature range: -50°C to +120°C (Temporary +150°C)
 Flammability: UL94 V0



	DN	D min	D max	STD PET-7031	STD PET-9005	V0 PETV0-7031	V0 TPEV0-9005	RAIL V0 LHRV0-7031	RAIL V0 LHRV0-9005
	mm	mm	mm	REF	REF	REF	REF	REF	REF
Sleeve FM-TPA 5(3-10)	5	3	10	240344	240334	240364	240354	240384	240374
Sleeve FM-TPA 8(4-13)	8	4	13	240345	240335	240365	240355	240385	240375
Sleeve FM-TPA 10(5-16)	10	4	16	240346	240336	240366	240356	240386	240376
Sleeve FM-TPA 12(7-19)	12	7	19	240347	240337	240367	240357	240387	240377
Sleeve FM-TPA 15(10-25)	15	10	25	240348	240338	240368	240358	240388	240378
Sleeve FM-TPA 20(13-30)	20	13	30	240349	240339	240369	240359	240389	240379
Sleeve FM-TPA 25(16-38)	25	16	38	240350	240340	240370	240360	240390	240380
Sleeve FM-TPA 30(19-40)	30	19	40	240351	240341	240371	240361	240391	240381
Sleeve FM-TPA 40(31-55)	50	31	55	240352	240342	240372	240362	240392	240382
Sleeve FM-TPA 50(40-68)	50	40	68	240353	240343	240373	240363	240393	240383

FITTINGS FOR NYLON FLEXIBLE TUBES



BGQ M

RAL 7031



RAL 9011



BGQ M12 07DN10

BGQ M16 10DN13

BGQ M16 12DN16

BGQ M20 12DN16

BGQ M20 14DN18

BGQ M20 17DN21

BGQ M25 23DN28

BGQ M32 29DN34

BGQ M40 36DN42

BGQ M50 48DN54

BGQ M63 48DN54

M	AD	DN	PA6 7031	PA6 9011
mm	mm	mm	REF	REF
12	07	10	206639	206650
16	10	13	206640	206651
16	12	16	206641	206652
20	12	16	206642	206653
20	14	18	206643	206654
20	17	21	206644	206655
25	23	28	206645	206656
32	29	34	206646	206657
40	36	42	206647	206658
50	48	54	206648	206659
63	48	54	206649	206660



RAL 9011

BGQ PG

RAL 7031



RAL 9011



BGQ PG07 7DN10

BGQ PG09 10DN13

BGQ PG11 12DN16

BGQ PG13 12DN16

BGQ PG13 14DN18

BGQ PG16 17DN21

BGQ PG21 23DN28

BGQ PG29 29DN34

BGQ PG36 36DN42

BGQ PG48 48DN54

PG	AD	DN	PA6 7031	PA6 9011
mm	mm	mm	REF	REF
7	7	10	206597	206608
9	10	13	206598	206609
11	12	15,8	206599	206610
13,5	12	15,8	206600	206611
13,5	14	18,5	206601	206612
16	17	21,2	206603	206614
21	23	28,5	206604	206615
29	29	34,5	206605	206616
36	36	42,5	206606	206617
48	48	54,5	206607	206618



RAL 9011



BGW M



RAL 7031



RAL 9011

	AD	Thread	PA6 7031	PA6 9011
	mm	mm	REF	REF
BGW M12 07DN10	10	12	206661	206671
BGW M16 10DN13	13	16	206662	206672
BGW M20 17DN21	21,2	20	206665	206675
BGW M25 23DN28	28,5	25	206666	206676
BGW M32 29DN34	34,5	32	206667	206677
BGW M40 36DN42	42,5	40	206668	206678
BGW M50 48DN54	54,5	50	206669	206679
BGW M63 48DN54	54,5	63	206670	206680



BGW PG



RAL 7031



RAL 9011

	Thread	AD	DN	PA6 7031	PA6 9011
	mm	mm	mm	REF	REF
BGW PG07 07DN10	7	7	10	206619	206629
BGW PG09 09DN13	9	9	13	206620	206630
BGW PG11 12DN16	11	12	15,8	206621	206631
BGW PG13 12DN16	13,5	12	15,8	206622	206632
BGW PG13 17DN21	13,5	17	21,2	206623	206633
BGW PG16 17DN21	16	17	21,2	206624	206634
BGW PG21 23DN28	21	23	28,5	206625	206635
BGW PG29 29DN34	29	29	34,5	206626	206636
BGW PG36 36DN42	36	36	42,5	206627	206637
BGW PG48 48DN54	48	48	54,5	206628	206638



SPFLEX



RAL 7031



RAL 9011

	AD	PA6 7031	PA6 9005
	mm	REF	REF
SPFLEX 7DN10	10	206681	206690
SPFLEX 10DN13	13	206682	206691
SPFLEX 12DN16	15,8	206683	206692
SPFLEX 14DN18	18,5	206684	206693
SPFLEX 17DN21	21,2	206685	206694
SPFLEX 23DN28	28,5	206686	206695
SPFLEX 29DN34	34,5	206687	206696
SPFLEX 36DN42	42,5	206688	206697
SPFLEX 48DN54	54,5	206689	206698





R-FLK-ULTRA M



Protection rating IP66
 Max. Temp. 120°C
 Min. Temp. -40°C
 Fire hazard Low
 Halogen-Free Yes
 Rohs Yes
 Reach Yes

Locknut included for secure fastening.

	Thread	DN	PA66 7031	PA66 9005
	mm	mm	REF	REF
R-FLK-ULTRA 10-M12	12	10	242326	242315
R-FLK-ULTRA 13-M16	16	13	242327	242316
R-FLK-ULTRA 16-M16	16	16	242328	242317
R-FLK-ULTRA 16-M20	20	16	242329	242318
R-FLK-ULTRA 21-M20	20	21	242330	242319
R-FLK-ULTRA 28-M25	25	28	242331	242320
R-FLK-ULTRA 34-M32	32	34	242332	242321
R-FLK-ULTRA 42-M40	40	42	242333	242322
R-FLK-ULTRA 42-M50	50	42	242334	242323
R-FLK-ULTRA 54-M50	50	54	242335	242324
R-FLK-ULTRA 54-M63	63	54	242336	242325



R-FLK-ULTRA PG



Protection rating IP66
 Max. Temp. 120°C
 Min. Temp. -40°C
 Fire hazard Low
 Halogen-Free Yes
 Rohs Yes
 Reach Yes

Locknut included for secure fastening.

	Thread	DN	PA66 7031	PA66 9005
	mm	mm	REF	REF
R-FLK-ULTRA 10-PG7	7	10	242346	242337
R-FLK-ULTRA 13-PG9	9	13	242347	242338
R-FLK-ULTRA 16-PG11	11	16	242348	242339
R-FLK-ULTRA 16-PG13	13	16	242349	242340
R-FLK-ULTRA 21-PG13	13	21	227025	227024
R-FLK-ULTRA 21-PG16	16	21	242350	242341
R-FLK-ULTRA 28-PG21	21	28	242351	242342
R-FLK-ULTRA 34-PG29	29	34	242352	242343
R-FLK-ULTRA 42-PG36	36	42	242353	242344
R-FLK-ULTRA 54-PG48	48	54	242354	242345



R90-FLK-ULTRA M



Protection rating IP66
 Max. Temp. 120°C
 Min. Temp. -40°C
 Fire hazard Low
 Halogen-Free Yes
 Rohs Yes
 Reach Yes

Locknut included for secure fastening.

	Thread	DN	PA66 7031	PA66 9005
	mm	mm	REF	REF
R90-FLK-ULTRA 16-M16	16	16	242362	242355
R90-FLK-ULTRA 16-M20	20	16	242363	242356
R90-FLK-ULTRA 21-M20	20	21	242364	242357
R90-FLK-ULTRA 28-M25	25	28	242365	242358
R90-FLK-ULTRA 34-M32	32	34	242366	242359
R90-FLK-ULTRA 42-M40	40	42	242367	242360
R90-FLK-ULTRA 54-M50	50	54	242368	242361





R90-FLK-ULTRA PG



R90-FLK-ULTRA 16-PG11

R90-FLK-ULTRA 16-PG13

R90-FLK-ULTRA 21-PG16

R90-FLK-ULTRA 28-PG21

R90-FLK-ULTRA 34-PG29

Thread	DN	PA66 7031	PA66 9005
mm	mm	REF	REF
11	16	242374	242369
13	16	-	242370
16	21	242375	242371
21	28	242376	242372
29	34	242377	242373



BS EN IEC 61396

Protection rating IP66
 Max. Temp. 120°C
 Min. Temp. -40°C
 Fire hazard Low
 Halogen-Free Yes
 Rohs Yes
 Reach Yes

Locknut included for secure fastening.

R45-FLK-ULTRA M



R45-FLK-ULTRA 16-M20

R45-FLK-ULTRA 21-M20

R45-FLK-ULTRA 28-M25

R45-FLK-ULTRA 34-M32

R45-FLK-ULTRA 42-M40

R45-FLK-ULTRA 54-M50

Thread	DN	PA66 7031	PA66 9005
mm	mm	REF	REF
20	16	242384	242378
20	21	242385	242379
25	28	242386	242380
32	34	242387	242381
40	42	242388	242382
50	54	242389	242383



BS EN IEC 61396

Protection rating IP66
 Max. Temp. 120°C
 Min. Temp. -40°C
 Fire hazard Low
 Halogen-Free Yes
 Rohs Yes
 Reach Yes

Locknut included for secure fastening.

RU-FLK-ULTRA



RU-FLK-ULTRA 16-FLK16

RU-FLK-ULTRA 21-FLK21

RU-FLK-ULTRA 28-FLK28

RU-FLK-ULTRA 34-FLK34

RU-FLK-ULTRA 42-FLK42

RU-FLK-ULTRA 54-FLK54

Thread	DN	PA66 7031	PA66 9005
mm	mm	REF	REF
16	16	242396	242390
21	21	242397	242391
28	28	242398	242392
34	34	242399	242393
42	42	242400	242394
54	54	242401	242395



BS EN IEC 61396

Protection rating IP66
 Max. Temp. 120°C
 Min. Temp. -40°C
 Fire hazard Low
 Halogen-Free Yes
 Rohs Yes
 Reach Yes



R-FLEXL-ULTRA M



Protection rating IP66
 Max. Temp. 120°C
 Min. Temp. -40°C
 Fire hazard Low
 Halogen-Free Yes
 Rohs Yes
 Reach Yes

Locknut included for secure fastening.

	IP66	NPS	PA66 7031	PA66 9005
	M	mm	REF	REF
R-FLEXL-ULTRA 10-M12	12	10	242420	242402
R-FLEXL-ULTRA 10-M16	16	10	242421	242403
R-FLEXL-ULTRA 13-M12	12	13	242422	242404
R-FLEXL-ULTRA 13-M16	16	13	242423	242405
R-FLEXL-ULTRA 13-M20	20	13	242424	242406
R-FLEXL-ULTRA 16-M16	16	16	242425	242407
R-FLEXL-ULTRA 16-M20	20	16	242426	242408
R-FLEXL-ULTRA 18-M20	20	18	242427	242409
R-FLEXL-ULTRA 21-M20	20	21	242428	242410
R-FLEXL-ULTRA 21-M25	25	21	242429	242411
R-FLEXL-ULTRA 28-M25	25	28	242430	242412
R-FLEXL-ULTRA 28-M32	32	28	242431	242413
R-FLEXL-ULTRA 34-M32	32	34	242432	242414
R-FLEXL-ULTRA 34-M40	40	34	242433	242415
R-FLEXL-ULTRA 42-M40	40	42	242434	242416
R-FLEXL-ULTRA 42-M50	50	42	242435	242417
R-FLEXL-ULTRA 54-M50	50	54	242436	242418
R-FLEXL-ULTRA 54-M63	63	54	242437	242419



R-FLEXL-ULTRA PG



Protection rating IP66
 Max. Temp. 120°
 Min. Temp. -40°
 Fire hazard Low
 Halogen-Free Yes
 Rohs Yes
 Reach Yes

Shock vibration test EN61373 Cat. 2

Locknut included for secure fastening.

	IP66	NPS	PA66 7031	PA66 9005
	M	mm	REF	REF
R-FLEXL-ULTRA 10-PG07	07	10	242456	242438
R-FLEXL-ULTRA 10-PG09	09	10	242457	242439
R-FLEXL-ULTRA 13-PG07	07	13	242458	242440
R-FLEXL-ULTRA 13-PG09	09	13	242459	242441
R-FLEXL-ULTRA 13-PG11	11	13	242460	242442
R-FLEXL-ULTRA 16-PG09	09	16	242461	242443
R-FLEXL-ULTRA 16-PG11	11	16	242462	242444
R-FLEXL-ULTRA 16-PG13	13	16	242463	242445
R-FLEXL-ULTRA 16-PG16	16	16	242464	242446
R-FLEXL-ULTRA 18-PG13	13	18	242465	242447
R-FLEXL-ULTRA 21-PG13	13	21	242466	242448
R-FLEXL-ULTRA 21-PG16	16	21	242467	242449
R-FLEXL-ULTRA 28-PG21	21	28	242468	242450
R-FLEXL-ULTRA 28-PG29	29	28	242469	242451
R-FLEXL-ULTRA 34-PG29	29	34	242470	242452
R-FLEXL-ULTRA 42-PG36	36	42	242471	242453
R-FLEXL-ULTRA 54-PG42	42	54	242472	242454
R-FLEXL-ULTRA 54-PG48	48	54	242473	242455





R-FLEXL-ULTRA M



Protection rating IP66
 Max. Temp. 120°C
 Min. Temp. -40°C
 Fire hazard Low
 Halogen-Free Yes
 Rohs Yes
 Reach Yes

Locknut included for secure fastening.

Shock and vibration tested according to EN 61373, Category 2

	IP66	NPS	PA66 7031	PA66 9005
	M	mm	REF	REF
R90-FLEXL-ULTRA 10-M12	12	10	242486	242474
R90-FLEXL-ULTRA 13-M16	16	13	242487	242475
R90-FLEXL-ULTRA 16-M16	16	16	242488	242476
R90-FLEXL-ULTRA 16-M20	20	16	242489	242477
R90-FLEXL-ULTRA 18-M20	20	18	242490	242478
R90-FLEXL-ULTRA 21-M20	20	21	242491	242479
R90-FLEXL-ULTRA 28-M25	25	28	242492	242480
R90-FLEXL-ULTRA 34-M32	32	34	242493	242481
R90-FLEXL-ULTRA 42-M40	40	42	242494	242482
R90-FLEXL-ULTRA 42-M50	50	42	242495	242483
R90-FLEXL-ULTRA 54-M50	50	54	242496	242484
R90-FLEXL-ULTRA 54-M63	63	54	242497	242485



BS EN IEC 61396

R-FLEXL-ULTRA PG



Protection rating IP66
 Max. Temp. 120°C
 Min. Temp. -40°C
 Fire hazard Low
 Halogen-Free Yes
 Rohs Yes
 Reach Yes

Locknut included for secure fastening.

Shock and vibration tested according to EN 61373, Category 2

	IP66	NPS	PA66 7031	PA66 9005
	PG	mm	REF	REF
R90-FLEXL-ULTRA 10-PG7	7	10	242508	242498
R90-FLEXL-ULTRA 13-PG9	9	13	242509	242499
R90-FLEXL-ULTRA 16-PG9	9	16	242510	242500
R90-FLEXL-ULTRA 16-PG11	11	16	242511	242501
R90-FLEXL-ULTRA 16-PG13	13	16	242512	242502
R90-FLEXL-ULTRA 21-PG16	16	21	242513	242503
R90-FLEXL-ULTRA 28-PG21	21	28	242514	242504
R90-FLEXL-ULTRA 34-PG29	29	34	242515	242505
R90-FLEXL-ULTRA 42-PG36	36	42	242516	242506
R90-FLEXL-ULTRA 54-PG48	48	54	242517	242507



BS EN IEC 61396

R45-FLEXL-ULTRA M



Protection rating IP66
 Max. Temp. 120°C
 Min. Temp. -40°C
 Fire hazard Low
 Halogen-Free Yes
 Rohs Yes
 Reach Yes

Locknut included for secure fastening.

	IP66	NPS	PA66 7031	PA66 9005
	M	mm	REF	REF
R45-FLEXL-ULTRA 16-M20	20	16	242524	242518
R45-FLEXL-ULTRA 21-M20	20	21	242525	242519
R45-FLEXL-ULTRA 28-M25	25	28	242526	242520
R45-FLEXL-ULTRA 34-M32	32	34	242527	242521
R45-FLEXL-ULTRA 42-M50	50	42	242528	242522
R45-FLEXL-ULTRA 54-M50	50	54	242529	242523



BS EN IEC 61396



R45-FLEXL-ULTRA PG



Protection rating	IP66
Max. Temp.	120°C
Min. Temp.	-40°C
Fire hazard	Low
Halogen-Free	Yes
Rohs	Yes
Reach	Yes

Locknut included for secure fastening.

Shock and vibration tested according to EN 61373, Category 2

	IP66	NPS	PA66 7031	PA66 9005
	PG	mm	REF	REF
R45-FLEXL-ULTRA16-PG13	13	16	242536	242530
R45-FLEXL-ULTRA21-PG13	13	21	242537	242531
R45-FLEXL-ULTRA21-PG16	16	21	242538	242532
R45-FLEXL-ULTRA28-PG21	21	28	242539	242533
R45-FLEXL-ULTRA34-PG29	29	34	242540	242534
R45-FLEXL-ULTRA42-PG36	36	42	242541	242535



BS EN IEC 61396

RU-FLEXL-ULTRA



Protection rating	IP66
Max. Temp.	120°C
Min. Temp.	-40°C
Fire hazard	Low
Halogen-Free	Yes
Rohs	Yes
Reach	Yes

Shock and vibration tested according to EN 61373, Category 2

	NPS	PA66 7031	PA66 9005
	mm	REF	REF
RU-FLEXL-FPA16-FPA16	16	242548	242542
RU-FLEXL-FPA21-FPA21	21	242549	242543
RU-FLEXL-FPA28-FPA28	28	242550	242544
RU-FLEXL-FPA34-FPA34	34	242551	242545
RU-FLEXL-FPA42-FPA42	42	242552	242546
RU-FLEXL-FPA54-FPA54	54	242553	242547



BS EN IEC 61396



RGM-FLEXL-ULTRA M



Protection rating IP66
 Max. Temp. 120°C
 Min. Temp. -40°C
 Fire hazard Low
 Halogen-Free Yes
 Rohs Yes
 Reach Yes

	IP66	NPS	PA-LN
	M	mm	REF
RGM-FLEXL-ULTRA 13-M16	16	13	242554
RGM-FLEXL-ULTRA 16-M16	16	16	242555
RGM-FLEXL-ULTRA 16-M20	20	16	242556
RGM-FLEXL-ULTRA 21-M20	20	21	242557
RGM-FLEXL-ULTRA 28-M25	25	28	242558
RGM-FLEXL-ULTRA 34-M32	32	34	242559
RGM-FLEXL-ULTRA 42-M40	40	42	242560
RGM-FLEXL-ULTRA 42-M50	50	42	242561
RGM-FLEXL-ULTRA 54-M50	50	54	242562
RGM-FLEXL-ULTRA 54-M63	63	54	242563



BS EN IEC 61396 Shock and vibration tested according to EN 61373, Category 2 LN: NICKEL-PLATED BRASS

RGM-FLEXL-ULTRA PG



Protection rating IP66
 Max. Temp. 120°C
 Min. Temp. -40°C
 Fire hazard Low
 Halogen-Free Yes
 Rohs Yes
 Reach Yes

	IP66	NPS	PA-LN
	PG	mm	REF
RGM-FLEXL-ULTRA 13-PG09	09	13	242564
RGM-FLEXL-ULTRA 16-PG09	09	16	242565
RGM-FLEXL-ULTRA 16-PG11	11	16	242566
RGM-FLEXL-ULTRA 21-PG13	13	21	242567
RGM-FLEXL-ULTRA 21-PG16	16	21	242568
RGM-FLEXL-ULTRA 28-PG21	21	28	242569
RGM-FLEXL-ULTRA 34-PG29	29	34	242570
RGM-FLEXL-ULTRA 42-PG36	36	42	242571
RGM-FLEXL-ULTRA 54-PG48	48	54	242572



BS EN IEC 61396 Shock and vibration tested according to EN 61373, Category 2 LN: NICKEL-PLATED BRASS

RGH-FLEXL-ULTRA M



Protection rating IP66
 Max. Temp. 120°C
 Min. Temp. -40°C
 Fire hazard Low
 Halogen-Free Yes
 Rohs Yes
 Reach Yes

	IP66	NPS	PA-LN
	M	mm	REF
RGH-FLEXL-ULTRA 13-M16	16	13	242573
RGH-FLEXL-ULTRA 16-M16	16	16	242574
RGH-FLEXL-ULTRA 16-M20	20	16	242575
RGH-FLEXL-ULTRA 21-M20	20	21	242576
RGH-FLEXL-ULTRA 28-M25	25	28	242577
RGH-FLEXL-ULTRA 34-M32	32	34	242578
RGH-FLEXL-ULTRA 42-M40	40	42	242579
RGH-FLEXL-ULTRA 54-M50	50	54	242581



Shock and vibration tested according to EN 61373, Category 2 LN: NICKEL-PLATED BRASS



RGPE-FLEXL-ULTRA M



Protection rating IP66
 Max. Temp. 120°C
 Min. Temp. -40°C
 Fire hazard Low
 Halogen-Free Yes
 Rohs Yes
 Reach Yes

	IP66	NPS	PA-LN
	M	mm	REF
RGPE-FLEXL-ULTRA 13-M16	16	13	242582
RGPE-FLEXL-ULTRA 16-M16	16	16	242583
RGPE-FLEXL-ULTRA 16-M20	20	16	242584
RGPE-FLEXL-ULTRA 21-M20	20	21	242585
RGPE-FLEXL-ULTRA 28-M25	25	28	242586
RGPE-FLEXL-ULTRA 34-M32	32	34	242587
RGPE-FLEXL-ULTRA 42-M40	40	42	242588
RGPE-FLEXL-ULTRA 54-M50	50	54	242590



BS EN IEC 61396 Shock and vibration tested according to EN 61373, Category 2 LN: NICKEL-PLATED BRASS

RGM90-FLEXL-ULTRA M



Protection rating IP66
 Max. Temp. 120°C
 Min. Temp. -40°C
 Fire hazard Low
 Halogen-Free Yes
 Rohs Yes
 Reach Yes

	IP66	NPS	PA-LN
	M	mm	REF
RGM90-FLEXL-ULTRA 13-M16	16	13	242600
RGM90-FLEXL-ULTRA 16-M16	16	16	242601
RGM90-FLEXL-ULTRA 16-M20	20	16	242602
RGM90-FLEXL-ULTRA 21-M20	20	21	242603
RGM90-FLEXL-ULTRA 28-M25	25	28	242604
RGM90-FLEXL-ULTRA 34-M32	32	34	242605
RGM90-FLEXL-ULTRA 42-M40	40	42	242606
RGM90-FLEXL-ULTRA 42-M50	50	42	242607
RGM90-FLEXL-ULTRA 54-M50	50	54	242608
RGM90-FLEXL-ULTRA 54-M63	63	54	242609



BS EN IEC 61396 Shock and vibration tested according to EN 61373, Category 2 LN: NICKEL-PLATED BRASS

RGH90-FLEXL-ULTRA M

90° PA66 female box fitting with rotating metric thread in nickel-plated brass and quick-connect tube attachment with rotational capability. Compatible with both narrow and wide tube profiles. Complies with EN 45545 HL3 and NFPA standards.



Protection rating IP66
 Max. Temp. 120°C
 Min. Temp. -40°C
 Fire hazard Low
 Halogen-Free Yes
 Rohs Yes
 Reach Yes

	IP66	NPS	PA-LN
	M	mm	REF
RGH90-FLEXL-ULTRA 13-M16	16	13	242619
RGH90-FLEXL-ULTRA 16-M16	16	16	242620
RGH90-FLEXL-ULTRA 16-M20	20	16	242621
RGH90-FLEXL-ULTRA 21-M20	20	21	242622
RGH90-FLEXL-ULTRA 28-M25	25	28	242623
RGH90-FLEXL-ULTRA 34-M32	32	34	242624
RGH90-FLEXL-ULTRA 42-M40	40	42	242625
RGH90-FLEXL-ULTRA 42-M50	50	42	242626
RGH90-FLEXL-ULTRA 54-M50	50	54	242627

● ON REQUEST



BS EN IEC 61396 Shock and vibration tested according to EN 61373, Category 2 LN: NICKEL-PLATED BRASS



RGPE90-FLEXL-ULTRA PG



Protection rating IP66
 Max. Temp. 120°C
 Min. Temp. -40°C
 Fire hazard Low
 Halogen-Free Yes
 Rohs Yes
 Reach Yes

RGPE90-FLEXL-ULTRA 13-PG9
RGPE90-FLEXL-ULTRA 16-PG9
RGPE90-FLEXL-ULTRA 16-PG11
RGPE90-FLEXL-ULTRA 21-PG13
RGPE90-FLEXL-ULTRA 21-PG16
RGPE90-FLEXL-ULTRA 28-PG21
RGPE90-FLEXL-ULTRA 34-PG29
RGPE90-FLEXL-ULTRA 42-PG36
RGPE90-FLEXL-ULTRA 54-PG48

IP66	NPS	PA-LN
PG	mm	REF
9	13	242637
9	16	242638
11	16	242639
13	21	242640
16	21	242641
21	28	242642
29	34	242643
36	42	242644
48	54	242645



BS EN IEC 61396 Shock and vibration tested according to EN 61373, Category 2 LN: NICKEL-PLATED BRASS

RGM45-FLEXL-ULTRA M



Protection rating IP66
 Max. Temp. 120°C
 Min. Temp. -40°C
 Fire hazard Low
 Halogen-Free Yes
 Rohs Yes
 Reach Yes

RGM45-FLEXL-ULTRA 13-M16
RGM45-FLEXL-ULTRA 16-M16
RGM45-FLEXL-ULTRA 16-M20
RGM45-FLEXL-ULTRA 21-M20
RGM45-FLEXL-ULTRA 28-M25
RGM45-FLEXL-ULTRA 34-M32
RGM45-FLEXL-ULTRA 42-M40
RGM45-FLEXL-ULTRA 42-M50
RGM45-FLEXL-ULTRA 54-M50
RGM45-FLEXL-ULTRA 54-M63

IP66	NPS	PA-LN
M	mm	REF
16	13	242646
16	16	242647
20	16	242648
20	21	242649
25	28	242650
32	34	242651
40	42	242652
50	42	242653
50	54	242654
63	54	242655



BS EN IEC 61396 Shock and vibration tested according to EN 61373, Category 2 LN: NICKEL-PLATED BRASS

RGM45-FLEXL-ULTRA PG



Protection rating IP66
 Max. Temp. 120°C
 Min. Temp. -40°C
 Fire hazard Low
 Halogen-Free Yes
 Rohs Yes
 Reach Yes

RGM45-FLEXL-ULTRA 16-PG13
RGM45-FLEXL-ULTRA 16-PG16
RGM45-FLEXL-ULTRA 21-PG13
RGM45-FLEXL-ULTRA 21-PG16
RGM45-FLEXL-ULTRA 28-PG21
RGM45-FLEXL-ULTRA 34-PG29
RGM45-FLEXL-ULTRA 42-PG36
RGM45-FLEXL-ULTRA 54-PG48

IP66	NPS	PA-LN
PG	mm	REF
13	16	242656
16	16	242657
13	21	242658
16	21	242659
21	28	242660
29	34	242661
36	42	242662
48	54	242663



BS EN IEC 61396 Shock and vibration tested according to EN 61373, Category 2 LN: NICKEL-PLATED BRASS



RGH45-FLEXL-ULTRA M



Protection rating IP66
 Max. Temp. 120°C
 Min. Temp. -40°C
 Fire hazard Low
 Halogen-Free Yes
 Rohs Yes
 Reach Yes

RGH45-FLEXL-ULTRA 16-M20
RGH45-FLEXL-ULTRA 21-M20
RGH45-FLEXL-ULTRA 28-M25
RGH45-FLEXL-ULTRA 34-M32
RGH45-FLEXL-ULTRA 42-M40
RGH45-FLEXL-ULTRA 54-M50

IP66	NPS	PA-LN
M	mm	REF
20	16	242664
20	21	242665
25	28	242666
32	34	242667
40	42	242668
50	54	242669



BS EN IEC 61396 Shock and vibration tested according to EN 61373, Category 2 LN: NICKEL-PLATED BRASS

RGPE45-FLEXL-ULTRA M



Protection rating IP66
 Max. Temp. 120°C
 Min. Temp. -40°C
 Fire hazard Low
 Halogen-Free Yes
 Rohs Yes
 Reach Yes

RGPE45-FLEXL-ULTRA 16-M20
RGPE45-FLEXL-ULTRA 21-M20
RGPE45-FLEXL-ULTRA 28-M25
RGPE45-FLEXL-ULTRA 34-M32
RGPE45-FLEXL-ULTRA 42-M40
RGPE45-FLEXL-ULTRA 54-M50

IP66	NPS	PA-LN
M	mm	REF
20	16	242670
20	21	242671
25	28	242672
32	34	242673
40	42	242674
50	54	242675



BS EN IEC 61396 Shock and vibration tested according to EN 61373, Category 2 LN: NICKEL-PLATED BRASS



R2-FLEXL-ULTRA M



Protection rating IP66/67/68/69
 Max. Temp. 135°C
 Min. Temp. -50°C
 Fire hazard Low
 Halogen-free Yes
 UV resistant Yes
 Rohs Yes
 Reach Yes

Locknut included for secure fastening.

	IP66 M	NPS mm	PA66 REF
R2-FLEXL-ULTRA 13-M16	16	13	242684
R2-FLEXL-ULTRA 16-M16	16	16	242685
R2-FLEXL-ULTRA 16-M20	20	16	242686
R2-FLEXL-ULTRA 21-M20	20	21	242687
R2-FLEXL-ULTRA 21-M25	25	21	242688
R2-FLEXL-ULTRA 28-M25	25	28	242689
R2-FLEXL-ULTRA 28-M32	32	28	242690
R2-FLEXL-ULTRA 34-M32	32	34	242691
R2-FLEXL-ULTRA 34-M40	40	34	242692
R2-FLEXL-ULTRA 42-M40	40	42	242693
R2-FLEXL-ULTRA 42-M50	50	42	242694
R2-FLEXL-ULTRA 54-M50	50	54	242695
R2-FLEXL-ULTRA 54-M63	63	54	242696



BS EN IEC 61396 Shock and vibration tested according to EN 61373, Category 2

R2-90-FLEXL-ULTRA M



Protection rating IP66/67/68/69
 Max. Temp. 135°C
 Min. Temp. -50°C
 Fire hazard Low
 Halogen-free Yes
 UV resistant Yes
 Rohs Yes
 Reach Yes

Locknut included for secure fastening.

	IP66 M	NPS mm	PA66 REF
R2-90-FLEXL-ULTRA 13-M16	16	13	242697
R2-90-FLEXL-ULTRA 16-M16	16	16	242698
R2-90-FLEXL-ULTRA 16-M20	20	16	242699
R2-90-FLEXL-ULTRA 21-M20	20	21	242700
R2-90-FLEXL-ULTRA 28-M25	25	28	242701
R2-90-FLEXL-ULTRA 34-M32	32	34	242703
R2-90-FLEXL-ULTRA 42-M40	40	42	242704
R2-90-FLEXL-ULTRA 42-M50	50	42	242705
R2-90-FLEXL-ULTRA 54-M50	50	54	242706
R2-90-FLEXL-ULTRA 54-M63	63	54	242707



BS EN IEC 61396 Shock and vibration tested according to EN 61373, Category 2

R2-45-FLEXL-ULTRA M



Protection rating IP66/67/68/69
 Max. Temp. 135°C
 Min. Temp. -50°C
 Fire hazard Low
 Halogen-free Yes
 UV resistant Yes
 Rohs Yes
 Reach Yes

Locknut included for secure fastening.

	IP66 M	NPS mm	PA66 REF
R2-45-FLEXL-ULTRA 16-M20	20	16	242708
R2-45-FLEXL-ULTRA 21-M20	20	21	242709
R2-45-FLEXL-ULTRA 28-M25	25	28	242710
R2-45-FLEXL-ULTRA 34-M32	32	34	242711
R2-45-FLEXL-ULTRA 42-M50	50	42	242712
R2-45-FLEXL-ULTRA 54-M50	50	54	242713



BS EN IEC 61396 Shock and vibration tested according to EN 61373, Category 2



RU2-FLEXL-ULTRA M



Protection rating IP66/67/68/69
 Max. Temp. 135°C
 Min. Temp. -50°C
 Fire hazard Low
 Halogen-free Yes
 UV resistant Yes
 Rohs Yes
 Reach Yes

	IP66	NPS	PA66
	M	mm	REF
RU2-FLEXL-ULTRA 16-M20	20	16	242714
RU2-FLEXL-ULTRA 21-M20	20	21	242715
RU2-FLEXL-ULTRA 28-M25	25	28	242716
RU2-FLEXL-ULTRA 34-M32	32	34	242717



R2GM-FLEXL-ULTRA M



Protection rating IP66/67/68/69
 Max. Temp. 135°C
 Min. Temp. -50°C
 Fire hazard Low
 Halogen-free Yes
 UV resistant Yes
 Rohs Yes
 Reach Yes

	IP66	NPS	PA-LN
	M	mm	REF
R2GM-FLEXL-ULTRA 13-M16	16	13	242718
R2GM-FLEXL-ULTRA 16-M16	16	16	242719
R2GM-FLEXL-ULTRA 16-M20	20	16	242720
R2GM-FLEXL-ULTRA 21-M20	20	21	242721
R2GM-FLEXL-ULTRA 28-M25	25	28	242722
R2GM-FLEXL-ULTRA 34-M32	32	34	242723
R2GM-FLEXL-ULTRA 42-M40	40	42	242724
R2GM-FLEXL-ULTRA 42-M50	50	42	242725
R2GM-FLEXL-ULTRA 54-M50	50	54	242726
R2GM-FLEXL-ULTRA 54-M63	63	54	242300



LN: NICKEL-PLATED BRASS

R2GM-FLEXL-ULTRA PG



Protection rating IP66/67/68/69
 Max. Temp. 135°C
 Min. Temp. -50°C
 Fire hazard Low
 Halogen-free Yes
 UV resistant Yes
 Rohs Yes
 Reach Yes

	IP66	NPS	PA-LN
	PG	mm	REF
R2GM-FLEXL-ULTRA 13-PG9	9	13	242727
R2GM-FLEXL-ULTRA 16-PG9	9	16	242728
R2GM-FLEXL-ULTRA 16-PG11	11	16	242729
R2GM-FLEXL-ULTRA 21-PG13	13	21	242730
R2GM-FLEXL-ULTRA 21-PG16	16	21	242731
R2GM-FLEXL-ULTRA 28-PG21	21	28	242732
R2GM-FLEXL-ULTRA 34-PG29	29	34	242733
R2GM-FLEXL-ULTRA 42-PG36	36	42	242734
R2GM-FLEXL-ULTRA 54-PG48	48	54	242735



LN: NICKEL-PLATED BRASS



ULTRA RANGE

3E Basor
CABLE TRAY SPECIALIST

R2GH-FLEXL-ULTRA M



Protection rating
Max. Temp.
Min. Temp.
Fire hazard
Halogen-free
UV resistant
Rohs
Reach

IP66/67/68/69
135°C
-50°C
Low
Yes
Yes
Yes
Yes

R2GH-FLEXL-ULTRA 13-BFM16
R2GH-FLEXL-ULTRA 16-BFM16
R2GH-FLEXL-ULTRA 16-BFM20
R2GH-FLEXL-ULTRA 21-BFM20
R2GH-FLEXL-ULTRA 28-BFM25
R2GH-FLEXL-ULTRA 34-BFM32
R2GH-FLEXL-ULTRA 42-BFM40
R2GH-FLEXL-ULTRA 54-BFM50
R2GH-FLEXL-ULTRA 54-BFM51

IP66	NPS	PA-LN
M	mm	REF
16	13	242736
16	16	242737
20	16	242738
20	21	242739
25	28	242740
32	34	242741
40	42	242742
50	54	242743
63	54	227126



BS EN IEC 61396 Shock and vibration tested according to EN 61373, Category 2

LN: NICKEL-PLATED BRASS

R2GxPE-FLEXL-ULTRA M



Protection rating
Max. Temp.
Min. Temp.
Fire hazard
Halogen-free
UV resistant
Rohs
Reach

IP66/67/68/69
135°C
-50°C
Low
Yes
Yes
Yes
Yes

R2G1PE-FLEXL-ULTRA 13-BM16
R2G2PE-FLEXL-ULTRA 13-BM16
R2G3PE-FLEXL-ULTRA 13-BM16
R2G1PE-FLEXL-ULTRA 16-BM16
R2G2PE-FLEXL-ULTRA 16-BM16
R2G3PE-FLEXL-ULTRA 16-BM16
R2G1PE-FLEXL-ULTRA 16-BM20
R2G2PE-FLEXL-ULTRA 16-BM20
R2G3PE-FLEXL-ULTRA 16-BM20
R2G4PE-FLEXL-ULTRA 16-BM20
R2G1PE-FLEXL-ULTRA 21-BM20
R2G2PE-FLEXL-ULTRA 21-BM20
R2G3PE-FLEXL-ULTRA 21-BM20
R2G4PE-FLEXL-ULTRA 21-BM20
R2G1PE-FLEXL-ULTRA 21-BM25
R2G2PE-FLEXL-ULTRA 21-BM25
R2G1PE-FLEXL-ULTRA 28-BM25
R2G2PE-FLEXL-ULTRA 28-BM25
R2G1PE-FLEXL-ULTRA 28-BM32
R2G2PE-FLEXL-ULTRA 28-BM32
R2G1PE-FLEXL-ULTRA 34-BM32
R2G2PE-FLEXL-ULTRA 34-BM32
R2G1PE-FLEXL-ULTRA 42-BM40
R2G2PE-FLEXL-ULTRA 42-BM40
R2G1PE-FLEXL-ULTRA 42-BM50
R2G2PE-FLEXL-ULTRA 42-BM50
R2G1PE-FLEXL-ULTRA 54-BM50
R2G2PE-FLEXL-ULTRA 54-BM50
R2G1PE-FLEXL-ULTRA 54-BM63
R2G2PE-FLEXL-ULTRA 54-BM63

IP66	NPS	Cable	PA-LN
M	mm	mm	REF
16	13	4-6,5	242744
16	13	5-8	242745
16	13	6,5-9,5	242746
16	16	4-6,5	242747
16	16	5-8	242748
16	16	6,5-9,5	242749
20	16	4-6,5	242750
20	16	5-8	242751
20	16	6,5-9,5	242752
20	16	7-10,5	242753
20	21	4-6,5	242754
20	21	5-8	242755
20	21	6,5-9,5	242756
20	21	7-10,5	242757
25	21	9-13	242758
25	21	11-15,5	242759
25	28	9-13	242760
25	28	11-15,5	242761
32	28	14-18	242762
32	28	17-20,5	242763
32	34	14-18	242764
32	34	17-20,5	242765
40	42	17-20,5	242766
40	42	20-25	242767
50	42	27-32	242768
50	42	29-34	242769
50	54	32-36	242770
50	54	36-40	242771
63	54	36-40	242772
63	54	39-44	242773



BS EN IEC 61396 Shock and vibration tested according to EN 61373, Category 2

LN: NICKEL-PLATED BRASS



R2GM90-FLEXL-ULTRA M



Protection rating IP66/67/68/69
 Max. Temp. 135°C
 Min. Temp. -50°C
 Fire hazard Low
 Halogen-free Yes
 UV resistant Yes
 Rohs Yes
 Reach Yes

R2GM90-FLEXL-ULTRA 13-BM16
R2GM90-FLEXL-ULTRA 16-BM16
R2GM90-FLEXL-ULTRA 16-BM20
R2GM90-FLEXL-ULTRA 21-BM20
R2GM90-FLEXL-ULTRA 28-BM25
R2GM90-FLEXL-ULTRA 28-BM32
R2GM90-FLEXL-ULTRA 34-BM32
R2GM90-FLEXL-ULTRA 42-BM40
R2GM90-FLEXL-ULTRA 42-BM50
R2GM90-FLEXL-ULTRA 42-BM40
R2GM90-FLEXL-ULTRA 42-BM50

IP66	NPS	PA-LN
M	mm	REF
16	13	242774
16	16	242775
20	16	242776
20	21	242777
25	28	242778
32	28	242779
32	34	242780
40	42	242781
50	42	242782
50	54	242783
63	54	242784

LN: NICKEL-PLATED BRASS

BS EN IEC 61396 Shock and vibration tested according to EN 61373, Category 2

R2GM90-FLEXL-ULTRA PG



Protection rating IP66/67/68/69
 Max. Temp. 135°C
 Min. Temp. -50°C
 Fire hazard Low
 Halogen-free Yes
 UV resistant Yes
 Rohs Yes
 Reach Yes

R2GM90-FLEXL-ULTRA 13-PG9
R2GM90-FLEXL-ULTRA 16-PG9
R2GM90-FLEXL-ULTRA 16-PG11
R2GM90-FLEXL-ULTRA 21-PG13
R2GM90-FLEXL-ULTRA 21-PG16
R2GM90-FLEXL-ULTRA 28-PG21
R2GM90-FLEXL-ULTRA 34-PG29
R2GM90-FLEXL-ULTRA 42-PG36
R2GM90-FLEXL-ULTRA 54-PG48

IP66	NPS	PA-LN
PG	mm	REF
9	13	242785
9	16	242786
11	16	242787
13	21	242788
16	21	242789
21	28	242790
29	34	242791
36	42	242792
48	54	242793

LN: NICKEL-PLATED BRASS

BS EN IEC 61396 Shock and vibration tested according to EN 61373, Category 2

R2GH90-FLEXL-ULTRA M



Protection rating IP66/67/68/69
 Max. Temp. 135°C
 Min. Temp. -50°C
 Fire hazard Low
 Halogen-free Yes
 UV resistant Yes
 Rohs Yes
 Reach Yes

R2GH90-FLEXL-ULTRA 13-M16
R2GH90-FLEXL-ULTRA 16-M16
R2GH90-FLEXL-ULTRA 16-M20
R2GH90-FLEXL-ULTRA 21-M20
R2GH90-FLEXL-ULTRA 28-M25
R2GH90-FLEXL-ULTRA 34-M32
R2GH90-FLEXL-ULTRA 42-M40
R2GH90-FLEXL-ULTRA 42-M50
R2GH90-FLEXL-ULTRA 54-M50
R2GH90-FLEXL-ULTRA 54-M63

IP66	NPS	PA-LN
M	mm	REF
16	13	242794
16	16	242795
20	16	242796
20	21	242797
25	28	242798
32	34	242799
40	42	242800
50	42	242580
50	54	242801
63	54	242589

LN: NICKEL-PLATED BRASS

BS EN IEC 61396 Shock and vibration tested according to EN 61373, Category 2



R2GP90-FLEXL-ULTRA M



Protection rating IP66/67/68/69
 Max. Temp. 135°C
 Min. Temp. -50°C
 Fire hazard Low
 Halogen-free Yes
 UV resistant Yes
 Rohs Yes
 Reach Yes

	IP66-69	NPS	Cable	PA-LN
	M	mm	D mm	REF
R2G1P90-FLEXL-ULTRA 13-M16	16	13	4-6,5	242802
R2G2P90-FLEXL-ULTRA 13-M16	16	13	5-8	242803
R2G3P90-FLEXL-ULTRA 13-M16	16	13	6,5-9,5	242804
R2G1P90-FLEXL-ULTRA 16-M16	16	16	4-6,5	242805
R2G2P90-FLEXL-ULTRA 16-M16	16	16	5-8	242806
R2G3P90-FLEXL-ULTRA 16-M16	16	16	6,5-9,5	242807
R2G1P90-FLEXL-ULTRA 21-M20	20	21	4-6,5	242808
R2G2P90-FLEXL-ULTRA 21-M20	20	21	5-8	242809
R2G3P90-FLEXL-ULTRA 21-M20	20	21	6,5-9,5	242810
R2G1P90-FLEXL-ULTRA 28-M25	25	28	9-13	242813
R2G2P90-FLEXL-ULTRA 28-M25	25	28	11-15,5	242814
R2G1P90-FLEXL-ULTRA 34-M32	32	34	14-18	242815
R2G2P90-FLEXL-ULTRA 34-M32	32	34	17-20,5	242816
R2G1P90-FLEXL-ULTRA 42-M40	40	42	17-20,5	242817
R2G2P90-FLEXL-ULTRA 42-M40	40	42	20-25	242818
R2G1P90-FLEXL-ULTRA 54-M50	50	54	32-36	242819
R2G2P90-FLEXL-ULTRA 54-M50	50	54	36-40	242820

LN: NICKEL-PLATED BRASS
BS EN IEC 61396 Shock and vibration tested according to EN 61373, Category 2

R2GM45-FLEXL-ULTRA M



Protection rating IP66/67/68/69
 Max. Temp. 135°C
 Min. Temp. -50°C
 Fire hazard Low
 Halogen-free Yes
 UV resistant Yes
 Rohs Yes
 Reach Yes

	IP66-69	NPS	PA-LN
	M	mm	REF
R2GM45-FLEXL-ULTRA 16-M16	16	16	242821
R2GM45-FLEXL-ULTRA 16-M20	20	16	242822
R2GM45-FLEXL-ULTRA 21-M20	20	21	242823
R2GM45-FLEXL-ULTRA 28-M25	25	28	242824
R2GM45-FLEXL-ULTRA 34-M32	32	34	242825
R2GM45-FLEXL-ULTRA 42-M40	40	42	242826
R2GM45-FLEXL-ULTRA 42-M50	50	42	242827
R2GM45-FLEXL-ULTRA 54-M50	50	54	242828
R2GM45-FLEXL-ULTRA 54-M63	63	54	242829

LN: NICKEL-PLATED BRASS
BS EN IEC 61396 Shock and vibration tested according to EN 61373, Category 2



R2GPE45-FLEXL-ULTRA M



Protection rating	IP66/67/68/69
Max. Temp.	135°C
Min. Temp.	-50°C
Fire hazard	Low
Halogen-free	Yes
UV resistant	Yes
Rohs	Yes
Reach	Yes

	IP66-69	NPS	Cable	PA-LN
	M	mm	D mm	REF
R2G1PE45-FLEXL-ULTRA 16-M20	20	16	4-6,5	242844
R2G2PE45-FLEXL-ULTRA 16-M20	20	16	5-8	242845
R2G3PE45-FLEXL-ULTRA 16-M20	20	16	6,5-9,5	242846
R2G4PE45-FLEXL-ULTRA 16-M20	20	16	7-10,5	242847
R2G1PE45-FLEXL-ULTRA 21-M20	20	21	4-6,5	242848
R2G2PE45-FLEXL-ULTRA 21-M20	20	21	5-8	242849
R2G3PE45-FLEXL-ULTRA 21-M20	20	21	6,5-9,5	242850
R2G1PE45-FLEXL-ULTRA 28-M25	25	28	9-13	242851
R2G2PE45-FLEXL-ULTRA 28-M25	25	28	11-15,5	242852
R2G1PE45-FLEXL-ULTRA 34-M32	32	34	14-18	242853
R2G2PE45-FLEXL-ULTRA 34-M32	32	34	17-20,5	242854
R2G1PE45-FLEXL-ULTRA 42-M40	40	42	17-20,5	242855
R2G2PE45-FLEXL-ULTRA 42-M40	40	42	20-25	242856
R2G1PE45-FLEXL-ULTRA 54-M50	50	54	32-36	242857
R2G2PE45-FLEXL-ULTRA 54-M50	50	54	36-40	242858

LN: NICKEL-PLATED BRASS

Shock and vibration tested according to EN 61373, Category 2



ULTRA RANGE

3E Basor
CABLE TRAY SPECIALIST

TERR-FLEXL-ULTRA J



	NPS	TUBE	PVC 7031	PA66 9005
	mm	NO.	REF	REF
TERR-FLEXL ULTRA J 16	16	12	242865	242868
TERR-FLEXL ULTRA J 21	21	16	242866	242870
TERR-FLEXL ULTRA J 28	28	23	242867	242871
TERR-FLEXL ULTRA J 34	34	29	242869	242872
TERR-FLEXL ULTRA J 42	42	36	243255	242873

Y-FLEXL-ULTRA J



	NPS	PVC 7031	PA66 9005
	mm	REF	REF
Y-FLEXL-ULTRA-J 16-13-13	16-13-13	242884	226964
Y-FLEXL-ULTRA-J 21-16-16	21-16-16	242885	226965
Y-FLEXL-ULTRA-J 28-21-21	28-21-21	242886	226966
Y-FLEXL-ULTRA-J 34-28-28	34-28-28	242887	226967
Y-FLEXL-ULTRA-J 42-34-34	42-34-34	243253	226968
Y-FLEXL-ULTRA-J 54-42-42	54-42-42	243254	226969

RED-FLEXL-ULTRA J



	NPS	PA66 9005
	mm	REF
RED-FLEXL-ULTRA J 16-13	16-13	242874
RED-FLEXL-ULTRA J 21-16	21-16	242875
RED-FLEXL-ULTRA J 28-16	28-16	242876
RED-FLEXL-ULTRA J 28-21	28-21	242877
RED-FLEXL-ULTRA J 34-16	34-16	242878
RED-FLEXL-ULTRA J 34-21	34-21	242879
RED-FLEXL-ULTRA J 34-28	34-28	242880
RED-FLEXL-ULTRA J 42-21	42-21	242881
RED-FLEXL-ULTRA J 42-28	42-28	242882
RED-FLEXL-ULTRA J 42-34	42-34	242883

SPFLEX ULTRA



	AD	PA66 7031	PA66 9005
	mm	REF	REF
SPFLEX ULTRA 7DN10	10	242996	243007
SPFLEX ULTRA 10DN13	13	242997	243008
SPFLEX ULTRA 12DN16	15,8	242998	243009
SPFLEX ULTRA 14DN18	18,5	242999	243010
SPFLEX ULTRA 17DN21	21,2	243001	243012
SPFLEX ULTRA 23DN28	28,5	243003	243014
SPFLEX ULTRA 29DN34	34,5	243004	243015
SPFLEX ULTRA 36DN42	42,5	243005	243016
SPFLEX ULTRA 48DN54	54,5	243006	243017



C-FLEXL-ULTRA



	NPS	TUBE	PA66 9005
	mm	NO.	REF
C-FLEXL ULTRA 16	16	13	242859
C-FLEXL ULTRA 21	21	16	242860
C-FLEXL ULTRA 28	28	23	242861
C-FLEXL ULTRA 34	34	29	242862
C-FLEXL ULTRA 42	42	36	242863
C-FLEXL ULTRA 54	54	48	242864



ST-ULTRA



	Height	PA66 9005
	mm	REF
ST-ULTRA 3-6	36	227061
ST-ULTRA 3-21	36	227062
ST-ULTRA 4-28	42	227063
ST-ULTRA 5-34	56	227064
ST-ULTRA 6-42	65	227065
ST-ULTRA 7-54	92	227066
ST-ULTRA 7-67	92	227067
ST-ULTRA 8-80	117	227068

TM41



	e	Qtrac	Qcort	Pap	PG	HDG	i304	i316
	mm	kg	kg	N-m	REF	REF	REF	REF
TM41 M6	6	500	100	3,5	217556	208225		218593

TF41/TF21



	PVC
	REF
TF41	205627
TF21	225463

P41 41x21



	e	A		W _x		W _y		PG	HDG
	mm	cm ²	in ²	cm ³	in ³	cm ³	in ³	REF	REF
P41 41X21X1,5 D11	1,5	1,44	0,22	0,79	0,05	1,86	0,11	206366	
P41 41x21x2 D13	2	1,84	0,28	0,94	0,06	2,34	0,14	218677	
P41 41X21X2,5 D11	2,5	2,14	0,33	1,08	0,07	2,73	0,16	200235	200236

P41 41x41




	e	A		W _x		W _y		PG	HDG	ZAM3K	i304	i316
	mm	cm ²	in ²	cm ³	in ³	cm ³	in ³	REF	REF	REF	REF	REF
P41 41x41x1,5 D13	1,5	1,95	0,3	2,09	0,12	2,92	0,17	206365		-	218079	218440
P41 41X41X2 D13	2	2,6	0,4	2,71	0,16	3,83	0,23	218673		226941	218080	218441
P41 41X41X2,5 D13	2,5	3,16	0,49	3,16	0,19	4,58	0,28	207388	218737	-	-	-

P41-3S 41x41




	e	A		W _x		W _y		PG	HDG	ZAM3K
	mm	cm ²	in ²	cm ³	in ³	cm ³	in ³	REF	REF	REF
P41-3S 41X41X2 D13	2	2,08	0,32	2,68	0,16	2,86	0,19	217313	217312	226940

P41-D 41x82



	e	A		W _x		W _y		HDG	i304	i316
	mm	cm ²	in ²	cm ³	in ³	cm ³	in ³	REF	REF	REF
P41-D 41X82X2 D13	2	5,25	0,81	7,96	0,48	7,63	0,46	-	218081	218442
P41-D 41X82X2,5 D13	2,5	6,37	0,98	9,49	0,57	9,11	0,55	205573	-	-





Cable Glands



Plastic cable glands

ICON SERIES

PE-ICON M



IP-68-5 BAR - UNE-EN 62444:2014

	M	Cable Ø	L	PA6 7035	PA6 7001	PA6 9005
	M	M	mm	REF	REF	REF
PE-ICON M12	12	3-6	5	241058	241128	241198
PE-ICON M16(5-10)	16	5-10	5	241059	241129	241199
PE-ICON M16(4-8)	16	4-8	6	227123	227124	227125
PE-ICON M20(6-12)	20	6-12	6	241060	241130	241200
PE-ICON M20(10-14)	20	10-14	6	243257	243258	243259
PE-ICON M25	25	13-18	-	241061	241131	241201
PE-ICON M32	32	14-21	8	241062	241132	241202
PE-ICON M40	40	19-27	8	241063	241133	241203
PE-ICON M50	50	24-35	9	241064	241134	241204
PE-ICON M63	63	32-42	10	241065	241135	241205

PE-ICON PG



IP-68-5 BAR - UNE-EN 62444:2014

	M	Cable Ø	L	PA6 7035	PA6 7001	PA6 9005
	M	M	mm	REF	REF	REF
PE-ICON PG07	07	3-6,5	5	241066	241136	241206
PE-ICON PG09	09	4-8	6	241067	241137	241207
PE-ICON PG11	11	5-10	6	241068	241138	241208
PE-ICON PG13	13,5	6-12	6,5	241069	241139	241209
PE-ICON PG16	16	10-14	6,5	241070	241140	241210
PE-ICON PG21	21	13-18	7	241071	241141	241211
PE-ICON PG29	29	18-25	8	241072	241142	241212
PE-ICON PG36	36	24-32	9	241073	241143	241213
PE-ICON PG42	42	30-38	10	241074	241144	241214
PE-ICON PG48	48	34-44	10	241075	241145	241215

PE-ICON-FAST M



IP68 // -20°C / 100°C - UNE-EN 62444:2014

	M	Cable Ø	W Thickness	H	Wrench	PA6 7035	PA6 7001	PA6 9005
	M	M	mm	mm	mm	REF	REF	REF
PE-ICON-FAST M16	16	5-10	1-4	38,5	16,1-16,3	241000	241004	241008
PE-ICON-FAST M20	20	8-13	1-4	42,5	21,1-20,4	241001	241005	241009
PE-ICON-FAST M25	25	11-17	1-2,5	48	25,1-25,4	241002	241006	241010
PE-ICON-FAST M32	32	15-21	1-4	58,5	21,1-32,4	241003	241007	241011
PE-ICON-FAST M16	16	3-10	1-4	38,5	16,1-16,3	241012	241016	241020
PE-ICON-FAST M20	20	5-13	1-4	42,5	21,1-20,4	241013	241017	241021
PE-ICON-FAST M25	25	8-17	1,25	48	25,1-25,4	241014	241018	241022
PE-ICON-FAST M32	32	12-21	1-4	58,5	21,1-32,4	241015	241019	241023



PE-ICON-SPIRAL M



	M	Cable Ø	L	H	Wrench	PA6 7035	PA6 7001	PA6 9005
		M	mm	mm	mm	REF	REF	REF
PE-ICON-SPIRAL M12	12	3-6,5	8	63,5	15	241310	241320	241356
PE-ICON-SPIRAL M16	16	5-10	8	87,5	22	241311	241321	241357
PE-ICON-SPIRAL M20-2	20	6-12	8	98,5	24	243262	243261	243260
PE-ICON-SPIRAL M20	20	10-14	8	98,5	24	241312	241322	241358
PE-ICON-SPIRAL M25	25	13-18	8	125,5	33	241313	241323	241359

PE-ICON-SPIRAL PG



	M	Cable Ø	L	H	Wrench	PA6 7035	PA6 7001	PA6 9005
		M	mm	mm	mm	REF	REF	REF
PE-ICON-SPIRAL PG07	07	3-6,5	5	63,5	15	241314	241324	241360
PE-ICON-SPIRAL PG09	09	4-8	6	74	19	241315	241325	241361
PE-ICON-SPIRAL PG11	11	5-10	6	87	22	241316	241326	241362
PE-ICON-SPIRAL PG13	13,5	6-12	6,5	98	24	241317	241327	241363
PE-ICON-SPIRAL PG16	16	10-14	6,5	112	27	241318	241328	241364
PE-ICON-SPIRAL PG21	21	13-18	7	130	33	241319	241329	241365

PEV-ICON M



	M	Cable Ø	L	H	Wrench	PA6 7035	PA6 9005
		M	mm	mm	mm	REF	REF
PEV-ICON M12	12	4-6,5	8	29	19	242237	242242
PEV-ICON M16-1	16	4-8	8	33	19	242238	242243
PEV-ICON M16-2	16	5-10	10	34	22	242239	242244
PEV-ICON M20-1	20	4-9	10	40,5	24	242240	242245
PEV-ICON M20-2	20	6-12	10	40,5	24	242241	242246

IP68 - Temp. -20°C +100°C - PA6 V2 - TPV Sealing Gasket - NBR/EPDM O-ring - Vent Membrane: Acrylic Polymers on a Nylon Support

PEV-ICON PG



	M	Cable Ø	L	H	Wrench	PA6 7035	PA6 9005
		M	mm	mm	mm	REF	REF
PEV-ICON PG07	07	4-8	8	29	19	242247	242252
PEV-ICON PG09	09	4-8	8	33	19	242248	242253
PEV-ICON PG11	11	5-10	10	34	22	242249	242254
PEV-ICON PG13	13,5	4-9	10	34	24	242250	242255
PEV-ICON PG13-2	13,5	6-12	10	34	24	242251	242256

IP68 - Temp. -20°C +100°C - PA6 V2 - TPV Sealing Gasket - NBR/EPDM O-Ring - Vent Membrane: Acrylic Polymers on Nylon Support

TPNV-ICON-M



	M	FLOW L/H	PA6 7035	PA6 7001	PA6 9005
			REF	REF	REF
TPNPV-ICON M12-1 PA6	12	16	242225	242229	242233
TPNPV-ICON M12-2 PA6	12	25	242226	242230	242234
TPNPV-ICON M12-3 PA6	12	130	242227	242231	242235
TPNPV-ICON M12-4 PA6	12	300	242228	242232	242236

IP68 - Temp. -20°C +100°C - PA6 V2 - NBR/EPDM O-Ring - Vent Membrane: Acrylic Polymers on Nylon Support



PE-ICON-EXA M



IP55 - UNE-EN 62444:2014

	M	Cable Ø	L	H	Wrench	PA6 7035	PA6 9005
		M	mm	mm	mm	REF	REF
PE-ICON-EXA M12	12	3-6	8	21	15	241292	241338
PE-ICON-EXA M16	16	5-9	8	22	19	241293	241339
PE-ICON-EXA M20	20	9-13	9	28	27	241294	241340
PE-ICON-EXA M25	25	11-16	11	32	33	241295	241341
PE-ICON-EXA M32	32	14-21	11	35	42	241296	241342
PE-ICON-EXA M40	40	19-27	13	40	53	241297	241343
PE-ICON-EXA M50	50	24-35	15	-	-	241298	241344
PE-ICON-EXA M63	63	32-42	15	-	-	241299	241345

PE-ICON-EXA ML



IP55 - UNE-EN 62444:2014

	M	Cable Ø	L	H	Wrench	PA6 7035	PA6 9005
		M	mm	mm	mm	REF	REF
PE-ICON-EXA M12L	12	3-6	15	21	15	240996	241700
PE-ICON-EXA M16L	16	5-9	15	22	19	241308	241701
PE-ICON-EXA M20L	20	9-13	15	28	27	241309	241702
PE-ICON-EXA M25L	25	11-16	15	32	33	241354	241703
PE-ICON-EXA M32L	32	14-21	15	35	42	241355	241704
PE-ICON-EXA M40L	40	19-27	15	40	53	241697	241705
PE-ICON-EXA M50L	50	24-35	15	-	-	241698	241706
PE-ICON-EXA M63L	63	32-42	15	-	-	241699	243210

PE-ICON-EXA PG



IP55 - UNE-EN 62444:2014


	M	Cable Ø	L	H	Wrench	PA6 7035	PA6 9005
		M	mm	mm	mm	REF	REF
PE-ICON-EXA PG07	07	3-6,5	8	21	15	241300	241346
PE-ICON-EXA PG09	09	4-8	8	22	19	241301	241347
PE-ICON-EXA PG11	11	5-10	8	22	22	241302	241348
PE-ICON-EXA PG13	13,5	6-12	9	26	24	241303	241349
PE-ICON-EXA PG16	16	10-14	10	28	27	241304	241350
PE-ICON-EXA PG21	21	13-18	11	32	33	241305	241351
PE-ICON-EXA PG29	29	18-25	11	35	42	241306	241352
PE-ICON-EXA PG36	36	24-32	13	39	53	241307	241353
PE-ICON-EXA PG42	42	30-38	15	-	-	243263	243265
PE-ICON-EXA PG48	48	34-44	15	-	-	243264	243266

PE-ICON-EXA PGL



IP55 - UNE-EN 62444:2014

	M	Cable Ø	L	H	Wrench	PA6 7035	PA6 9005
		M	mm	mm	mm	REF	REF
PE-ICON-EXA PG07L	07	3-6,5	15	21	15	243267	243337
PE-ICON-EXA PG09L	09	4-8	15	22	19	243268	243338
PE-ICON-EXA PG11L	11	5-10	15	22	22	243269	243339
PE-ICON-EXA PG13L	13,5	6-12	15	26	24	243270	243340
PE-ICON-EXA PG16L	16	10-14	15	28	27	243271	243341
PE-ICON-EXA PG21L	21	13-18	15	32	33	243272	243342
PE-ICON-EXA PG29L	29	18-25	15	35	42	243273	243343
PE-ICON-EXA PG36L	36	24-32	15	39	53	243274	243344
PE-ICON-EXA PG42L	42	30-38	15	50		243275	243345
PE-ICON-EXA PG48L	48	34-44	15	50		243276	243346





Plastic cable glands

ULTRA SERIES

The ideal solution for the most demanding projects.

PE-ULTRA M



	M	Cable Ø	L	H	Wrench	PA6 7035	PA6 7001	PA6 9005
	M	mm	mm	mm	mm	REF	REF	REF
PE-ULTRA M12	12	3-6,5	8	31	15	241024	241094	241164
PE-ULTRA M16	16	5-9,5	8	35,5	20	241025	241095	241165
PE-ULTRA M20	20	9-13	8	36	24	241026	241096	241166
PE-ULTRA M25	25	11-16	8	43	29	241027	241097	241167
PE-ULTRA M32	32	14-21	10	50	36	241028	241098	241168
PE-ULTRA M40	40	19-27	10	51	46	241029	241099	241169
PE-ULTRA M50	50	24-35	12	61,5	55	241030	241100	241170
PE-ULTRA M63	63	32-42	12	65,5	68	241031	241101	241171

IP68-5 BAR - Temp. -40°C / 100°C - EN 62444 / UL 514B

PE-ULTRA ML



	M	Cable Ø	L	H	Wrench	PA6 7035	PA6 7001	PA6 9005
	M	mm	mm	mm	mm	REF	REF	REF
PE-ULTRA M12L	12	3-6,5	15	38	15	241032	241102	241172
PE-ULTRA M16L	16	5-9,5	15	42,5	20	241033	241103	241173
PE-ULTRA M20L	20	9-13	15	43	24	241034	241104	241174
PE-ULTRA M25L	25	11-16	15	50	29	241035	241105	241175
PE-ULTRA M32L	32	14-21	15	55	36	241036	241106	241176
PE-ULTRA M40L	40	19-27	18	59	46	241037	241107	241177
PE-ULTRA M50L	50	24-35	18	67,5	55	241038	241108	241178
PE-ULTRA M63L	63	32-42	18	68	68	241039	241109	241179

IP68-5 BAR - Temp. -40°C / 100°C - EN 62444 / UL 514B

PE-ULTRA PG



	M	Cable Ø	L	H	Wrench	PA6 7035	PA6 7001	PA6 9005
	M	mm	mm	mm	mm	REF	REF	REF
PE-ULTRA PG07	07	3-6,5	8	30,5	15	241040	241110	241180
PE-ULTRA PG09	09	4-8	8	34	19	241041	241111	241181
PE-ULTRA PG11	11	5-10	8	37	22	241042	241112	241182
PE-ULTRA PG13	13,5	6-12	9	39	24	241043	241113	241183
PE-ULTRA PG16	16	10-14	10	42,5	27	241044	241114	241184
PE-ULTRA PG21	21	13-18	11	47,5	33	241045	241115	241185
PE-ULTRA PG29	29	18-25	11	53	42	241046	241116	241186
PE-ULTRA PG36	36	24-32	13	61	53	241047	241117	241187
PE-ULTRA PG42	42	30-38	13	65	60	241048	241118	241188
PE-ULTRA PG48	48	34-44	14	67	65	241049	241119	241189

IP68-5 BAR - Temp. -40°C / 100°C - EN 62444 / UL 514B



PE-ULTRA PGL



	M	Cable Ø	L	H	Wrench	PA6 7035	PA6 7001	PA6 9005
	M	M	mm	mm	mm	REF	REF	REF
PE-ULTRA PG07L	07	3-6,5	15	37,5	15	241050	241120	241190
PE-ULTRA PG09L	09	4-8	15	41	19	241051	241121	241191
PE-ULTRA PG11L	11	5-10	15	44	22	241052	241122	241192
PE-ULTRA PG13L	13,5	6-12	15	45	24	241053	241123	241193
PE-ULTRA PG16L	16	10-14	15	47,5	27	241054	241124	241194
PE-ULTRA PG21L	21	13-18	15	51,5	33	241055	241125	241195
PE-ULTRA PG29L	29	18-25	15	57	42	241056	241126	241196
PE-ULTRA PG36L	36	24-32	18	66	53	241057	241127	241197

IP68-5 BAR - Temp. -40°C / 100°C - EN 62444 / UL 514B

PE-ULTRA-RAIL M



	M	Cable Ø	L	H	Wrench	PA6 7035	PA6 7001
	M	M	mm	mm	mm	REF	REF
PE-ULTRA-RAIL M12	12	3-6	8	38	15	241278	241330
PE-ULTRA-RAIL M16	16	5-9	8	42,5	20	241279	241331
PE-ULTRA-RAIL M20	20	9-13	8	43	24	241280	241332
PE-ULTRA-RAIL M25	25	11-16	8	50	29	241281	241333
PE-ULTRA-RAIL M32	32	14-21	10	55	36	241282	241334
PE-ULTRA-RAIL M40	40	19-27	10	59	46	241283	241335
PE-ULTRA-RAIL M50	50	24-35	12	67,5	55	241284	241336
PE-ULTRA-RAIL M63	63	32-42	12	68	68	241285	241337

IP68-10 BAR - Temp. -40°C / 100°C - EN 62444

PE-ULTRA-RAIL PG



	M	Cable Ø	L	H	Wrench	PA6 7035
	M	M	mm	mm	mm	REF
PE-ULTRA-RAIL PG07	07	3-6,5	8	30,5	15	241286
PE-ULTRA-RAIL PG09	09	4-8	8	34	19	241287
PE-ULTRA-RAIL PG11	11	5-10	8	37	22	241288
PE-ULTRA-RAIL PG13	13,5	6-12	9	39	24	241289
PE-ULTRA-RAIL PG16	16	10-14	10	42,5	27	241290
PE-ULTRA-RAIL PG21	21	13-18	11	47,5	33	241291

IP68-10 BAR - Temp. -40°C / 100°C - EN 62444



PE-ULTRA-CP M



	M	Cable Ø		LR	H	Wrench	PA6 7035	PA6 7001	PA6 9005
		M	mm				mm	REF	REF
PE-ULTRA-CP M20	20	5X12	2X9*	8	36	24	241088	241158	241228
PE-ULTRA-CP M25	25	6x16	2x11*	8	43	29	241089	241159	241229
PE-ULTRA-CP M32	32	9x20	3x13*	10	50	36	241090	241160	241230
PE-ULTRA-CP M40	40	10x27	3x17*	10	51	46	241091	241161	241231
PE-ULTRA-CP M50	50	13x34	4x24*	12	61,5	55	241092	241162	241232
PE-ULTRA-CP M63	63	15x45	5x33*	12	65,5	68	241093	241163	241233

Temperature: -20° / +100° (-40° Limited time) - IP-66-5 BAR - UNE-EN 62444:2014 - PA6 V2 - Sealing ring: TPE TPS

PE-ULTRA-MULTI M



IP-54-5 BAR - UNE-EN 62444:2014

	M	Cable Ø		L	H	Wrench	PA6 7035	PA6 7001	PA6 9005
		M	mm				mm	mm	REF
PE-ULTRA-MULTI M12-1	12	2x1,6	5	38	15	241076	241222	243042	
PE-ULTRA-MULTI M12-2	12	3x2	5	38	15	241077	241223	243043	
PE-ULTRA-MULTI M12-3	12	4x2	5	38	15	241078	241224	243044	
PE-ULTRA-MULTI M16-1	16	2x4	5	42,5	20	241079	241225	243045	
PE-ULTRA-MULTI M16-2	16	2x4,5	5	42,5	20	241080	241226	243046	
PE-ULTRA-MULTI M16-3	16	4x2,3	5	42,5	20	241081	241227	243047	
PE-ULTRA-MULTI M16-4	16	4x3,5	5	42,5	20	241082	243018	243048	
PE-ULTRA-MULTI M20-1	20	2x4	6	43	24	241083	243019	243049	
PE-ULTRA-MULTI M20-2	20	2x6	6	43	24	241084	243020	243050	
PE-ULTRA-MULTI M20-3	20	4x5	6	43	24	241085	243021	243051	
PE-ULTRA-MULTI M25-1	25	2x6	7	50	29	241086	243022	243052	
PE-ULTRA-MULTI M25-2	25	2x8	7	50	29	241087	243023	243053	
PE-ULTRA-MULTI M25-3	25	3x4	7	50	29	241146	243024	243054	
PE-ULTRA-MULTI M25-4	25	3x6	7	50	29	241147	243025	243055	
PE-ULTRA-MULTI M25-5	25	3x7	7	50	29	241148	243026	243056	
PE-ULTRA-MULTI M25-6	25	4x5	7	50	29	241149	243027	243057	
PE-ULTRA-MULTI M25-7	25	4x6	7	50	29	241150	243028	243058	
PE-ULTRA-MULTI M25-8	25	4x6,5	7	50	29	241151	243029	243059	
PE-ULTRA-MULTI M25-9	25	4x4	7	50	29	241152	243030	243060	
PE-ULTRA-MULTI M25-10	25	6x4	7	50	29	241153	243031	243061	
PE-ULTRA-MULTI M32-1	32	2x8	8	55	36	241154	243032	243062	
PE-ULTRA-MULTI M32-2	32	3x8	8	55	36	241155	243033	243063	
PE-ULTRA-MULTI M32-3	32	4x7	8	55	36	241156	243034	243064	
PE-ULTRA-MULTI M32-4	32	4x8	8	55	36	241157	243035	243065	
PE-ULTRA-MULTI M32-5	32	4x8,5	8	55	36	241216	243036	243066	
PE-ULTRA-MULTI M32-6	32	6x4	8	55	36	241217	243037	243067	
PE-ULTRA-MULTI M32-7	32	6x6	8	55	36	241218	243038	243068	
PE-ULTRA-MULTI M40-1	40	4x10	8	59	46	241219	243039	243069	
PE-ULTRA-MULTI M40-2	40	5x8,5	8	59	46	241220	243040	243070	
PE-ULTRA-MULTI M40-3	40	8x6,5	8	59	46	241221	243041	243071	



PE-ULTRA-MULTI PG



IP-54-5 BAR - UNE-EN 62444:2014

	M	Cable Ø	L	H	Wrench	PA6 7035	PA6 7001	PA6 9005
		M	mm	mm	mm	REF	REF	REF
PE-ULTRA-MULTI PG09-1	09	2x3	6	34	19	243118	243072	243164
PE-ULTRA-MULTI PG09-2	09	2x3,5	6	34	19	243119	243073	243165
PE-ULTRA-MULTI PG09-3	09	3x2	6	34	19	243120	243074	243166
PE-ULTRA-MULTI PG09-4	09	3x3,5	6	34	19	243121	243075	243167
PE-ULTRA-MULTI PG09-5	09	4x2	6	34	19	243122	243076	243168
PE-ULTRA-MULTI PG09-6	09	4x3	6	34	19	243123	243077	243169
PE-ULTRA-MULTI PG11-1	11	2x3	6	37	22	243124	243078	243170
PE-ULTRA-MULTI PG11-2	11	2x4	6	37	22	243125	243079	243171
PE-ULTRA-MULTI PG11-3	11	2x4,5	6	37	22	243126	243080	243172
PE-ULTRA-MULTI PG11-4	11	2x5	6	37	22	243127	243081	243173
PE-ULTRA-MULTI PG11-5	11	3x3,5	6	37	22	243128	243082	243174
PE-ULTRA-MULTI PG11-6	11	3x4	6	37	22	243129	243083	243175
PE-ULTRA-MULTI PG11-7	11	3x5	6	37	22	243130	243084	243176
PE-ULTRA-MULTI PG11-8	11	4x3	6	37	22	243131	243085	243177
PE-ULTRA-MULTI PG11-9	11	7x2,7	6	37	22	243132	243086	243178
PE-ULTRA-MULTI PG13-1	13,5	2x4,5	6,5	39	24	243133	243087	243179
PE-ULTRA-MULTI PG13-2	13,5	2x5	6,5	39	24	243134	243088	243180
PE-ULTRA-MULTI PG13-3	13,5	2x6	6,5	39	24	243135	243089	243181
PE-ULTRA-MULTI PG13-4	13,5	3x4	6,5	39	24	243136	243090	243182
PE-ULTRA-MULTI PG13-5	13,5	3x5	6,5	39	24	243137	243091	243183
PE-ULTRA-MULTI PG16-1	16	2x4	6,5	42,5	27	243138	243092	243184
PE-ULTRA-MULTI PG16-2	16	2x6	6,5	42,5	27	243139	243093	243185
PE-ULTRA-MULTI PG16-3	16	3x4	6,5	42,5	27	243140	243094	243186
PE-ULTRA-MULTI PG16-4	16	3x4,5	6,5	42,5	27	243141	243095	243187
PE-ULTRA-MULTI PG16-5	16	3x5	6,5	42,5	27	243142	243096	243188
PE-ULTRA-MULTI PG16-6	16	3x6	6,5	42,5	27	243143	243097	243189
PE-ULTRA-MULTI PG16-7	16	3x6,5	6,5	42,5	27	243144	243098	243190
PE-ULTRA-MULTI PG16-8	16	3x7	6,5	42,5	27	243145	243099	243191
PE-ULTRA-MULTI PG16-9	16	4x4	6,5	42,5	27	243146	243100	243192
PE-ULTRA-MULTI PG16-10	16	4x5	6,5	42,5	27	243147	243101	243193
PE-ULTRA-MULTI PG16-11	16	4x6	6,5	42,5	27	243148	243102	243194
PE-ULTRA-MULTI PG16-12	16	5x4	6,5	42,5	27	243149	243103	243195
PE-ULTRA-MULTI PG21-1	21	2x7	7	47,5	33	243150	243104	243196
PE-ULTRA-MULTI PG21-2	21	2x8	7	47,5	33	243151	243105	243197
PE-ULTRA-MULTI PG21-3	21	2x9	7	47,5	33	243152	243106	243198
PE-ULTRA-MULTI PG21-4	21	3x7	7	47,5	33	243153	243107	243199
PE-ULTRA-MULTI PG21-5	21	3x8	7	47,5	33	243154	243108	243200
PE-ULTRA-MULTI PG21-6	21	4x5	7	47,5	33	243155	243109	243201
PE-ULTRA-MULTI PG21-7	21	4x6,5	7	47,5	33	243156	243110	243202
PE-ULTRA-MULTI PG21-8	21	4x7	7	47,5	33	243157	243111	243203
PE-ULTRA-MULTI PG21-9	21	4x7,5	7	47,5	33	243158	243112	243204
PE-ULTRA-MULTI PG21-10	21	5x5	7	47,5	33	243159	243113	243205
PE-ULTRA-MULTI PG29-1	29	5x8,5	8	53	42	243160	243114	243206
PE-ULTRA-MULTI PG29-2	29	6x5	8	53	42	243161	243115	243207
PE-ULTRA-MULTI PG29-3	29	6x7	8	53	42	243162	243116	243208
PE-ULTRA-MULTI PG29-4	29	8x5	8	53	42	243163	243117	243209



PE-ULTRA-EX-E-I M



	M	Cable Ø C1 / C2 / C3	T	L	H	Wrench	PA6 5015	PA6 9005
		M	°C	mm	mm	mm	REF	REF
PE-ULTRA-EX-E-I M12	12	5-7	-20 / 70	8	31	15	241234	241250
PE-ULTRA-EX-E-I M16	16	7-10/5,5-7	-20 / 70	8	35,5	24	241235	241251
PE-ULTRA-EX-E-I M20	20	9,5-13/7-9/5,5-7	-20 / 70	8	37	24	241236	241252
PEXC-ULTRA-EX-E-I M20	20	9,5-11/7-9/5,5-7	-40/70	8	37	24	226987	226993
PE-ULTRA-EX-E-I M25	25	13,5-17,5/10-13/8/10	-20 / 70	8	43	29	241237	241253
PEXC-ULTRA-EX-E-I M25	25	13,5-15/10-13/8/10	-55 / 70	8	43	29	226988	226994
PE-ULTRA-EX-E-I M32	32	17,5-21/14-17	-20 / 70	10	43	36	241238	241254
PEXC-ULTRA-EX-E-I M32	32	17,5-21/14-17	-55 / 70	10	43	36	226989	226995
PE-ULTRA-EX-E-I M40	40	22-28/19-22	-55 / 70	10	50	46	241239	241255
PE-ULTRA-EX-E-I M50	50	28-35/24-28	-55 / 70	10	51	55	241240	241256
PE-ULTRA-EX-E-I M63	63	36-48/29-35	-55 / 70	10	65,5	68	241241	241257

IP68-5 BAR - Temp. -40°C / 100°C - EN 62444 / UL 514B

Polyamide cable gland with CR/ NBR seal, NBR O-ring, and metric thread compliant with EN 60423.

Properties: Group II. Category 2G and 2D/1,2,21,22.

Protection: EEx-e Increased Safety. -20°C +80°C.

IP68, 5 bar protection. Tested according to EN 50014/EN 50019 standards.

EC Certificate DMT99 ATEX E016.

PE-ULTRA-EX-E-I ML



	M	Cable Ø C1 / C2 / C3	T	L	H	Wrench	PA6 5015	PA6 9005
		M	°C	mm	mm	mm	REF	REF
PE-ULTRA-EX-E-I M12L	12	5-7	-20 / 70	12	31	15	241242	240988
PE-ULTRA-EX-E-I M16L	16	7-10/5,5-7	-20 / 70	12	35,5	24	241243	240989
PE-ULTRA-EX-E-I M20L	20	9,5-13/7-9/5,5-7	-20 / 70	13	37	24	241244	240990
PEXC-ULTRA-EX-E-I M20L	20	9,5-11/7-9/5,5-7	-40 / 70	13	37	24	226990	226996
PE-ULTRA-EX-E-I M25L	25	13,5-17,5/10-13/8/10	-20 / 70	13	43	29	241245	240991
PEXC-ULTRA-EX-E-I M25L	25	13,5-15/10-13/8/10	-55 / 70	8	43	29	226991	226997
PE-ULTRA-EX-E-I M32L	32	17,5-21/14-17	-20 / 70	15	43	36	241246	240992
PEXC-ULTRA-EX-E-I M32L	32	17,5-21/14-17	-55 / 70	15	43	36	226992	226998
PE-ULTRA-EX-E-I M40L	40	22-28/19-22	-55 / 70	15	50	46	241247	240993
PE-ULTRA-EX-E-I M50L	50	28-35/24-28	-55 / 70	16	51	55	241248	240994

IP68-5 BAR - Temp. -40°C / 100°C - EN 62444 / UL 514B


Polyamide cable gland with CR/ NBR seal, NBR O-ring, and metric thread compliant with EN 60423

Properties: Group II. Category 2G and 2D/1,2,21,22.

EEx-e Increased Safety Protection. Temperature Range: -20°C to +80°C.

IP68, 5 bar protection. Tested according to EN 50014/EN 50019 standards.

EC Certificate DMT99 ATEX E016.





Metal cable glands

ICON SERIES

The ideal metal solution for industrial projects.

PE-ICON M



	M	Cable Ø	LR	LN	i303	i316
		mm	mm	REF	REF	REF
PE-ICON M12	12	3-6	5	240526	240562	240598
PE-ICON M16	16	5-10	5	240527	240563	240599
PE-ICON M20	20	10-14	6	240528	240564	240600
PE-ICON M25	25	11-16	7	240529	240565	240601
PE-ICON M32	32	14-21	8	240530	240566	240602
PE-ICON M40	40	19-27	8	240531	240567	240603
PE-ICON M50	50	24-35	9	240532	240568	240604
PE-ICON M63	63	32-42	10	240533	240569	240605

PE-ICON ML



	M	Cable Ø	LR	LN	i303	i316
		mm	mm	REF	REF	REF
PE-ICON M12L	12	3-6	12	240534	240570	240606
PE-ICON M16L	16	5-10	12	240535	240571	240607
PE-ICON M20L	20	10-14	12	240536	240572	240608
PE-ICON M25L	25	11-16	12	240537	240573	240609
PE-ICON M32L	32	14-21	12	240538	240574	240610
PE-ICON M40L	40	19-27	14	240539	240575	240611
PE-ICON M50L	50	24-35	14	240540	240576	240612
PE-ICON M63L	63	32-42	18	240541	240577	240613

PE-ICON PG



	PG	Cable Ø	LR	LN	i303	i316
		mm	mm	REF	REF	REF
PE-ICON PG07	07	3-6,5	5	240542	240578	240614
PE-ICON PG09	09	4-8	6	240543	240579	240615
PE-ICON PG11	11	5-10	6	240544	240580	240616
PE-ICON PG13	13	6-12	6,5	240545	240581	240617
PE-ICON PG16	16	10-14	6,5	240546	240582	240618
PE-ICON PG21	21	13-18	7	240547	240583	240619
PE-ICON PG29	29	18-25	8	240548	240584	240620
PE-ICON PG36	36	24-32	9	240549	240585	240621
PE-ICON PG42	42	30-38	10	240550	240586	240622
PE-ICON PG48	48	34-44	10	240551	240587	240623



PE-ICON PGL



	PG	Cable Ø	LR	LN	i303	i316
		mm		mm	REF	REF
PE-ICON PG07L	07	3-6,5	15	240552	240588	240624
PE-ICON PG09L	09	4-8	15	240553	240589	240625
PE-ICON PG11L	11	5-10	15	240554	240590	240626
PE-ICON PG13L	13	6-12	15	240555	240591	240627
PE-ICON PG16L	16	10-14	15	240556	240592	240628
PE-ICON PG21L	21	13-18	15	240557	240593	240629
PE-ICON PG29L	29	18-25	15	240558	240594	240630
PE-ICON PG36L	36	24-32	15	240559	240595	240631
PE-ICON PG42L	42	30-38	15	240560	240596	240632
PE-ICON PG48L	48	34-44	15	240561	240597	240633

PE-ICON-EMC M



	M	Cable Ø	LR	LN	i303
		mm		mm	REF
PE-ICON-EMC M12	12	3-6	5	240670	240780
PE-ICON-EMC M16	16	5-9	5	240671	240781
PE-ICON-EMC M20	20	9-13	6	240672	240782
PE-ICON-EMC M25	25	11-16	7	240673	240783
PE-ICON-EMC M32	32	14-21	8	240674	240784
PE-ICON-EMC M40	40	19-27	8	240675	240785
PE-ICON-EMC M50	50	24-35	9	240676	240786
PE-ICON-EMC M63	63	32-42	10	240677	240787

PE-ICON-EMC PG



	PG	Cable Ø	LR	LN	i303
		mm		mm	REF
PE-ICON-EMC PG07	07	3-6,5	5	240678	240788
PE-ICON-EMC PG09	09	4-8	6	240679	240789
PE-ICON-EMC PG11	11	5-10	6	240680	240790
PE-ICON-EMC PG13	13,5	6-12	6,5	240681	240791
PE-ICON-EMC PG16	16	10-14	6,5	240682	240792
PE-ICON-EMC PG21	21	13-18	7	240683	240793
PE-ICON-EMC PG29	29	18-25	8	240684	240794
PE-ICON-EMC PG36	36	24-32	9	240685	240795
PE-ICON-EMC PG42	42	30-38	10	240019	240796
PE-ICON-EMC PG48	48	34-44	10	240687	240797



PE-ICON-MULTI M



	M	Cable Ø	L	LN
		mm	mm	REF
PE-ICON-MULTI M12-1	12	2x1,6	5	240688
PE-ICON-MULTI M12-2	12	3x2	5	240689
PE-ICON-MULTI M12-3	12	4x2	5	240690
PE-ICON-MULTI M16-1	16	2x4	5	240691
PE-ICON-MULTI M16-2	16	2x4,5	5	240692
PE-ICON-MULTI M16-3	16	4x2,3	5	240693
PE-ICON-MULTI M16-4	16	4x3,5	5	240694
PE-ICON-MULTI M20-1	20	2x4	6	240695
PE-ICON-MULTI M20-2	20	2x6	6	240696
PE-ICON-MULTI M20-3	20	4x5	6	240697
PE-ICON-MULTI M25-1	25	2x6	7	240698
PE-ICON-MULTI M25-2	25	2x8	7	240699
PE-ICON-MULTI M25-3	25	3x4	7	240700
PE-ICON-MULTI M25-4	25	3x6	7	240701
PE-ICON-MULTI M25-5	25	3x7	7	240702
PE-ICON-MULTI M25-6	25	4x5	7	240703
PE-ICON-MULTI M25-7	25	4x6	7	240704
PE-ICON-MULTI M25-8	25	4x6,5	7	240705
PE-ICON-MULTI M25-9	25	5x4	7	240706
PE-ICON-MULTI M25-10	25	6x4	7	240707
PE-ICON-MULTI M32-1	32	2x8	8	240708
PE-ICON-MULTI M32-2	32	3x8	8	240709
PE-ICON-MULTI M32-3	32	4x7	8	240710
PE-ICON-MULTI M32-4	32	4x8	8	240711
PE-ICON-MULTI M32-5	32	4x8,5	8	240712
PE-ICON-MULTI M32-6	32	6x4	8	240713
PE-ICON-MULTI M32-7	32	6x6	8	240714
PE-ICON-MULTI M40-1	40	4x10	8	240715
PE-ICON-MULTI M40-2	40	5x8	8	240716
PE-ICON-MULTI M40-2	40	8x6,5	8	240717

PEV-ICON M



	M	Cable Ø	LR	FLOW	LN	i303
		mm	mm	L/H	REF	REF
PEV-ICON M12	12	4-8	6	25	242149	CONSULTAR
PEV-ICON M12L	12L	4-8	8	25	242150	CONSULTAR
PEV-ICON M16-1	16-1	4-8	6	25	242151	CONSULTAR
PEV-ICON M16-1L	16-1L	4-8	8	25	242152	CONSULTAR
PEV-ICON M16-2	16-2	5-10	6	35	242153	CONSULTAR
PEV-ICON M20	20	6-12	8	35	242154	CONSULTAR



PE-ICON-CP M



	M	Cable Ø	LR	LN	i303
		mm	mm	REF	REF
PE-ICON-CP M20	20	5X12	6	240764	240798
PE-ICON-CP M20	20	2X9*	6	240765	CONSULT
PE-ICON-CP M25	25	6x16	6	240766	240799
PE-ICON-CP M25	25	2x11*	6	240767	CONSULT
PE-ICON-CP M32	32	9x20	6,5	240768	240800
PE-ICON-CP M32	32	3x13*	6,5	240769	CONSULT
PE-ICON-CP M40	40	10x27	6,5	240770	240801
PE-ICON-CP M40	40	3x17*	6,5	240771	CONSULT
PE-ICON-CP M50	50	13x34	7	240772	240802
PE-ICON-CP M50	50	4x24*	7	240773	CONSULT
PE-ICON-CP M63	63	15x45	8	240774	240803
PE-ICON-CP M63	63	5x33*	8	240775	CONSULT

PE-ICON-HEAT M



	M	Cable Ø	LR	LN	i303
		mm	mm	REF	REF
PE-ICON-HEAT M12	12	3-6,5	6	240852	240962
PE-ICON-HEAT M16	16	4-8	7	240853	240963
PE-ICON-HEAT M20	20	5-10	8	240854	240964
PE-ICON-HEAT M25	25	10-14	8	240855	240965
PE-ICON-HEAT M32	32	13-18	9	240856	240966
PE-ICON-HEAT M40	40	18-25	9	240857	240967
PE-ICON-HEAT M50	50	24-32	9	240858	240968
PE-ICON-HEAT M63	63	34-44	14	240859	240969

PE-ICON-HEAT PG



	PG	Cable Ø	LR	LN	i303
		mm	mm	REF	REF
PE-ICON-HEAT PG07	07	3-6,5	5	240860	240970
PE-ICON-HEAT PG09	09	4-8	6	240861	240971
PE-ICON-HEAT PG11	11	5-10	6	240862	240972
PE-ICON-HEAT PG13	13,5	6-12	6,5	240863	240973
PE-ICON-HEAT PG16	16	10-14	6,5	240864	240974
PE-ICON-HEAT PG21	21	13-18	7	240865	240975
PE-ICON-HEAT PG29	29	18-25	8	240866	240976
PE-ICON-HEAT PG36	36	24-32	9	240867	240977
PE-ICON-HEAT PG42	42	30-38	10	240868	240978
PE-ICON-HEAT PG48	48	34-44	10	240869	240979



PE-ICON-EXA-TP M



	M	Cable Ø	LR	LN
		mm	mm	REF
PE-ULTRA-EXA-TP M12	12	5-7	6	240870
PE-ULTRA-EXA-TP M16	16	4-11	6	240871
PE-ULTRA-EXA-TP M20	20	6-12	6,5	240872
PE-ULTRA-EXA-TP M25	25	6-16	7	240873
PE-ULTRA-EXA-TP M32	32	9-20	8	240874
PE-ULTRA-EXA-TP M40	40	17-28	8	240875
PE-ULTRA-EXA-TP M50	50	23-34	9	240876
PE-ULTRA-EXA-TP M63	63	35-46	10	240877

PE-ICON-EXA M



	M	Cable Ø	LR	LN
		mm	mm	REF
PE-ICON-EXA M12	12	5-7	6	240878
PE-ICON-EXA M16	16	4-11	6	240879
PE-ICON-EXA M20	20	6-12	6,5	240880
PE-ICON-EXA M25	25	6-16	7	240881
PE-ICON-EXA M32	32	9-20	8	240882
PE-ICON-EXA M40	40	17-28	8	240883
PE-ICON-EXA M50	50	23-34	9	240884
PE-ICON-EXA M63	63	35-46	10	240885

PE-ICON-EXA ML



	M	Cable Ø	LR	LN
		mm	mm	REF
PE-ICON-EXA M12L	12	5-7	15	240886
PE-ICON-EXA M16L	16	4-11	15	240887
PE-ICON-EXA M20L	20	6-12	15	240888
PE-ICON-EXA M25L	25	6-16	15	240889
PE-ICON-EXA M32L	32	9-20	15	240890
PE-ICON-EXA M40L	40	17-28	15	240891
PE-ICON-EXA M50L	50	23-34	15	240892
PE-ICON-EXA M63L	63	35-46	15	240893



PE-ICON-EXA PG



	M	Cable Ø	LR	LN
		mm	mm	REF
PE-ICON-EXA PG07	07	5-7	5	240894
PE-ICON-EXA PG09	09	4-11	6	240895
PE-ICON-EXA PG11	11	6-12	6	240896
PE-ICON-EXA PG13	13,5	6-13	6,5	240897
PE-ICON-EXA PG16	16	6-16	6,5	240898
PE-ICON-EXA PG21	21	9-20	7	240899
PE-ICON-EXA PG29	29	17-28	8	240900
PE-ICON-EXA PG36	36	23-34	9	240901
PE-ICON-EXA PG42	42	29-40	10	240902
PE-ICON-EXA PG48	48	35-46	10	240903

PE-ICON-EXA PGL



	M	Cable Ø	LR	LN
		mm	mm	REF
PE-ICON-EXA PG07L	07	5-7	15	240904
PE-ICON-EXA PG09L	09	4-11	15	240905
PE-ICON-EXA PG11L	11	6-12	15	240906
PE-ICON-EXA PG13L	13,5	6-13	15	240907
PE-ICON-EXA PG16L	16	6-16	15	240908
PE-ICON-EXA PG21L	21	9-20	15	240909
PE-ICON-EXA PG29L	29	17-28	15	240910
PE-ICON-EXA PG36L	36	23-34	15	240911
PE-ICON-EXA PG42L	42	29-40	15	240912
PE-ICON-EXA PG48L	48	35-46	15	240913



Metal cable glands

ULTRA SERIES

The ultimate solution for the most demanding projects.

PE-ULTRA M



	M	Cable Ø	LR	LN	I303
		mm	mm	REF	REF
PE-ULTRA M12	12	3-6	5	240493	242936
PE-ULTRA M16	16	5-9	5	240494	242937
PE-ULTRA M20	20	9-13	6	240495	242938
PE-ULTRA M25	25	11-16	7	240496	242939
PE-ULTRA M32	32	14-21	8	240497	242940
PE-ULTRA M40	40	19-27	8	240498	242941
PE-ULTRA M50	50	24-35	9	240499	242942
PE-ULTRA M63	63	32-42	10	240500	242943

PE-ULTRA M-R



	M	Cable Ø	LR	LN
		mm	mm	REF
PE-ULTRA M12R	M12	2-5	5	242944
PE-ULTRA M16R	M16	3-9	5	242945
PE-ULTRA M20R	M20	5-13	6	242946
PE-ULTRA M25R	M25	8-16	7	242947
PE-ULTRA M32R	M32	12-20	8	242948
PE-ULTRA M40R	M40	16 - 27	8	242949
PE-ULTRA M50R	M50	21 - 35	9	242950
PE-ULTRA M63R	M63	27 - 48	10	242951

R: Reduced gasket.

PE-ULTRA ML



	M	Cable Ø	LR	LN
		mm	mm	REF
PE-ULTRA M12L	12	3-6	10	240501
PE-ULTRA M16L	16	5-9	10	240502
PE-ULTRA M20L	20	9-13	10	240503
PE-ULTRA M25L	25	11-16	11	240504
PE-ULTRA M32L	32	14-21	13	240505
PE-ULTRA M40L	40	19-27	13	240506
PE-ULTRA M50L	50	24-35	14	240507
PE-ULTRA M63L	63	32-42	14	240508



PE-ULTRA PG



	PG	Cable Ø	LR	LN
		mm	mm	REF
PE-ULTRA PG07	07	3-6,5	5	240509
PE-ULTRA PG09	09	4-8	6	240510
PE-ULTRA PG11	11	5-10	6	240511
PE-ULTRA PG13	13,5	6-12	6,5	240512
PE-ULTRA PG16	16	10-14	6,5	240513
PE-ULTRA PG21	21	13-18	7	240514
PE-ULTRA PG29	29	18-25	8	240515
PE-ULTRA PG36	36	24-32	9	240516
PE-ULTRA PG42	42	30-38	10	240517
PE-ULTRA PG48	48	34-44	10	240518

PE-ULTRA PGL



	PG	Cable Ø	LR	LN
		mm	mm	REF
PE-ULTRA PG07L	07	3-6,5	15	240519
PE-ULTRA PG09L	09	4-8	15	240520
PE-ULTRA PG11L	11	5-10	15	240521
PE-ULTRA PG13L	13,5	6-12	15	240522
PE-ULTRA PG16L	16	10-14	15	240523
PE-ULTRA PG21L	21	13-18	15	240524
PE-ULTRA PG29L	29	18-25	15	240525

PE-ULTRA-EMC M



	M	Cable Ø	LR	LN	I303
		mm	mm	REF	REF
PE-ULTRA-EMC M12	12	3-6	5	240634	CONSULTAR
PE-ULTRA-EMC M16	16	5-9	5	240635	240776
PE-ULTRA-EMC M20	20	9-13	6	240636	240777
PE-ULTRA-EMC M25	25	11-16	7	240637	240778
PE-ULTRA-EMC M32	32	14-21	8	240638	240779
PE-ULTRA-EMC M40	40	19-27	8	240639	CONSULTAR
PE-ULTRA-EMC M50	50	24-35	9	240640	CONSULTAR
PE-ULTRA-EMC M63	63	32-42	10	240641	CONSULTAR

PE-ULTRA-EMC ML



	M	Cable Ø	LR	LN
		mm	mm	REF
PE-ULTRA-EMC M12L	12	3-6	10	240642
PE-ULTRA-EMC M16L	16	5-9	10	240643
PE-ULTRA-EMC M20L	20	9-13	10	240644
PE-ULTRA-EMC M25L	25	11-16	11	240645
PE-ULTRA-EMC M32L	32	14-21	13	240646
PE-ULTRA-EMC M40L	40	19-27	13	240647
PE-ULTRA-EMC M50L	50	24-35	14	240648
PE-ULTRA-EMC M63L	63	32-42	14	240649



PE-ULTRA-EMC PG



M	Cable Ø	L	LN
	mm		
07	3-6,5	5	240650
09	4-8	6	240651
11	5-10	6	240652
13,5	6-12	6,5	240653
16	10-14	6,5	240654
21	13-18	7	240655
29	18-25	8	240656
36	24-32	9	240657
42	30-38	10	240658
48	34-44	10	240659

PE-ULTRA-SPIRAL



M	Cable Ø	L	LN
	mm		
16	5-9	5	240667
20	9-13	6	240668
25	11-16	7	240669

IP68-5 BAR - Temp. -20°C / +100°C (-40° minimum) - Polyamide PA6 V-2.

PE-ULTRA-RAIL M



M	Cable Ø	L	LN
	mm		
12	3-6	5	240836
16	5-9	5	240837
20	9-13	6	240838
25	11-16	7	240839
32	14-21	8	240840
40	19-27	8	240841
50	24-35	9	240842
63	32-42	10	240843

PE-ULTRA-RAIL-MULTI



M	Cable Ø	Openings	L	LN
	mm	N°		
16	2-4	2	7	240660
20	4-6	2	8	240661
20	5-3	4	8	240662
25	6-8	2	8	240663
25	5-7	3	8	240664
32	6-8	4	8	240665
32	5-7	6	8	240666



PE-ULTRA-RAIL-EMC M



	wM	Cable Ø	L	LN
		mm	mm	REF
PE-ULTRA-RAIL-EMC M12	12	3-6	5	240980
PE-ULTRA-RAIL-EMC M16	16	5-9	5	240981
PE-ULTRA-RAIL-EMC M20	20	9-13	6	240982
PE-ULTRA-RAIL-EMC M25	25	11-16	7	240983
PE-ULTRA-RAIL-EMC M32	32	14-21	8	240984
PE-ULTRA-RAIL-EMC M40	40	19-27	8	240985
PE-ULTRA-RAIL-EMC M50	50	24-35	9	240986
PE-ULTRA-RAIL-EMC M63	63	32-42	10	240987

PE-ULTRA-HEAT M



IP66 / IP67 / IP69

M	Cable Ø	L	LN	I316
	mm	mm	REF	REF
PE-ULTRA-HEAT M12	3-6,5	5	240844	240954
PE-ULTRA-HEAT M16	4-8	6	240845	240955
PE-ULTRA-HEAT M20	5-10	6	240846	240956
PE-ULTRA-HEAT M25	6-12	6,5	240847	240957
PE-ULTRA-HEAT M32	10-14	6,5	240848	240958
PE-ULTRA-HEAT M40	13-18	7	240849	240959
PE-ULTRA-HEAT M50	18-25	8	240850	240960
PE-ULTRA-HEAT M63	24-32	9	240851	240961

PE-ULTRA-HEAT-EMC M



IP66 / IP67 / IP69

M	Cable Ø	L	LN	I316
	mm	mm	REF	REF
PE-ULTRA-HEAT-EMC M12	3-6	5	240930	240946
PE-ULTRA-HEAT-EMC M16	5-9	5	240931	240947
PE-ULTRA-HEAT-EMC M20	9-13	6	240932	240948
PE-ULTRA-HEAT-EMC M25	11-16	7	240933	240949
PE-ULTRA-HEAT-EMC M32	14-21	8	240934	240950
PE-ULTRA-HEAT-EMC M40	19-27	8	240935	240951
PE-ULTRA-HEAT-EMC M50	24-35	9	240936	240952
PE-ULTRA-HEAT-EMC M63	32-42	10	240937	240953

PEV-ULTRA M



-20°C to 100°C - > 0.3 bar MEMBRANE - IP66/IP68

M	Cable Ø	L	Airflow	LN
	mm	mm	l/h	REF
PEV-ULTRA M16	5-13	6	85	240997
PEV-ULTRA M20	9-13	6	85	240998
PEV-ULTRA M25	11-16	7	85	240999



PE-ULTRA-HP M



	M	Cable Ø	LR	LN	i303
		mm	mm	REF	REF
PE-ULTRA-HP M12	12	3-6	5	240828	240938
PE-ULTRA-HP M16	16	5-9	5	240829	240939
PE-ULTRA-HP M20	20	9-13	6	240830	240940
PE-ULTRA-HP M25	25	11-16	7	240831	240941
PE-ULTRA-HP M32	32	14-21	8	240832	240942
PE-ULTRA-HP M40	40	19-27	8	240833	240943
PE-ULTRA-HP M50	50	24-35	9	240834	240944
PE-ULTRA-HP M63	63	32-42	10	240835	240945

-40°C / +100°C (dynamic) - IP66 / IP68 up to 15 bar (30 min.) / IP69 - EN 62444.

PE-ULTRA-HP-EMC M



	M	Cable Ø	LR	LN	i303
		mm	mm	REF	REF
PE-ULTRA-HP-EMC M12	12	3-6	5	242888	240922
PE-ULTRA-HP-EMC M16	16	5-9	5	242889	240923
PE-ULTRA-HP-EMC M20	20	9-13	6	242890	240924
PE-ULTRA-HP-EMC M25	25	11-16	7	242891	240925
PE-ULTRA-HP-EMC M32	32	14-21	8	242892	240926
PE-ULTRA-HP-EMC M40	40	19-27	8	242893	240927
PE-ULTRA-HP-EMC M50	50	24-35	9	242894	240928
PE-ULTRA-HP-EMC M63	63	32-42	10	242895	240929

IP66 / IP68 up to 15 bar (30 min.) / IP69

PE-ULTRA-HP-EX M



	M	Cable Ø	L	LN
		mm	mm	REF
PE-ULTRA-HP-EX M12	12	3-6,5	5	240804
PE-ULTRA-HP-EX M16	16	5-9	5	240805
PE-ULTRA-HP-EX M20	20	9-13	6	240806
PE-ULTRA-HP-EX M25	25	11-16	7	240807
PE-ULTRA-HP-EX M32	32	14-21	8	240808
PE-ULTRA-HP-EX M40	40	19-27	8	240809
PE-ULTRA-HP-EX M50	50	24-35	9	240810
PE-ULTRA-HP-EX M63	63	38-48	10	240811

IP66 / IP68 up to 15 bar (30 min.) / IP69 - IEC 60079-31:2022; BVS 17 ATEX E 118 X / IECEx BVS 17.0101X



PE-ULTRA-HP-EX ML



	M	Cable Ø	LR	LN
		mm	mm	REF
PE-ULTRA-HP-EX M12L	12	3-6,5	12	240914
PE-ULTRA-HP-EX M16L	16	5-9	12	240915
PE-ULTRA-HP-EX M20L	20	9-13	13	240916
PE-ULTRA-HP-EX M25L	25	11-16	13	240917
PE-ULTRA-HP-EX M32L	32	14-21	14	240918
PE-ULTRA-HP-EX M40L	40	19-27	14	240919
PE-ULTRA-HP-EX M50L	50	24-35	15	240920
PE-ULTRA-HP-EX M63L	63	38-48	15	240921

IP66 / IP68 up to 1.5 bar (30 min.) / IP69 - IEC 60079-31:2022; BVS 17 ATEX E 118 X / IECEx BVS 17.0101X.

PE-ULTRA-HP-EX-EMC-M



	M	Cable Ø	L	LN
		mm	mm	REF
PE-ULTRA-HP-EX-EMC M12	12	3-6,5	5	240812
PE-ULTRA-HP-EX-EMC M16	16	5-9	5	240813
PE-ULTRA-HP-EX-EMC M20	20	9-13	6	240814
PE-ULTRA-HP-EX-EMC M25	25	11-16	7	240815
PE-ULTRA-HP-EX-EMC M32	32	14-21	8	240816
PE-ULTRA-HP-EX-EMC M40	40	19-27	8	240817
PE-ULTRA-HP-EX-EMC M50	50	24-35	9	240818
PE-ULTRA-HP-EX-EMC M63	63	34-48	10	240819

IP66 / IP68 up to 1.5 bar (30 min.) / IP69 - IEC 60079-31:2022; BVS 17 ATEX E 118 X / IECEx BVS 17.0101X.

PE-ULTRA-HP-EX-EMC ML



	M	Cable Ø	L	LN
		mm	mm	REF
PE-ULTRA-HP-EX-EMC M12L	12	3-6,5	10	240820
PE-ULTRA-HP-EX-EMC M16L	16	5-9	10	240821
PE-ULTRA-HP-EX-EMC M20L	20	9-13	10	240822
PE-ULTRA-HP-EX-EMC M25L	25	11-16	11	240823
PE-ULTRA-HP-EX-EMC M32L	32	14-21	13	240824
PE-ULTRA-HP-EX-EMC M40L	40	19-27	13	240825
PE-ULTRA-HP-EX-EMC M50L	50	24-35	14	240826
PE-ULTRA-HP-EX-EMC M63L	63	34-48	14	240827

IP66 / IP68 up to 1.5 bar (30 min.) / IP69 - IEC 60079-31:2022; BVS 17 ATEX E 118 X / IECEx BVS 17.0101X.



ADP M-PG



	MALE	FEMALE	PA6 7035
	M	PG	REF
ADP M12-PG07	12	07	241382
ADP M12-PG09	12	09	241383
ADP M16-PG09	16	09	241384
ADP M20-PG11	20	11	241385
ADP M20-PG13	20	13	241386
ADP M20-PG16	20	16	241387
ADP M25-PG16	25	16	241388
ADP M25-PG21	25	21	241389
ADP M32-PG29	32	29	241390
ADP M40-PG29	40	29	241391
ADP M50-PG36	50	36	241392
ADP M63-PG48	63	48	241393

ADP PG-M



	MALE	FEMALE	Di	L	H	Wrench	PA6 7035
	PG	M	mm	mm	mm	mm	REF
ADP PG09-M12	09	12	10,5	8	20	19	241394
ADP PG09-M16	09	16	10,5	8	20	20	241395
ADP PG09-M20	09	20	10,5	8	20	24	241396
ADP PG11-M16	11	16	13,5	8	20	22	241397
ADP PG11-M20	11	20	13,5	8	20	24	241398
ADP PG13-M16	13	16	15	9	21	24	241399
ADP PG13-M20	13	20	15	9	21	24	241400
ADP PG13-M25	13	25	15	9	21,5	30	241401
ADP PG16-M20	16	20	17,5	10	22	27	241402
ADP PG16-M25	16	25	17,5	10	22,5	30	241403
ADP PG21-M25	21	25	22,5	11	23,5	33	241404
ADP PG21-M32	21	32	22,5	11	25,5	37	241405
ADP PG29-M32	29	32	30,5	11	25,5	42	241406
ADP PG29-M40	29	40	30,5	11	25,5	45	241407

AMPP M



	ADe	ADi	Di	L	H	Wrench	PA6 7035	PA6 9005
	M	M	mm	mm	mm	mm	REF	REF
AMPP M12-M16	12	16	7	8	20,5	20	241408	241554
AMPP M16-M20	16	20	11	8	20,5	24	241409	241555
AMPP M20-M25	20	25	15	8	21	30	241410	241556
AMPP M25-M32	25	32	19	8	23	37	241411	241557
AMPP M32-M40	32	40	26	10	25	45	241412	241558

AMPP PG



	ADe	ADi	Di	L	H	Wrench	PA6 7035
	PG	PG	mm	mm	mm	mm	REF
AMPP PG07-PG09	07	09	8,5	8	21	19	241413
AMPP PG09-PG11	09	11	10	8	23	22	241414
AMPP PG11-PG13	11	13	13,5	8	23	24	241415
AMPP PG11-PG16	11	16	12,5	8	26	27	241416
AMPP PG13-PG16	13	16	15	9	26	27	241417
AMPP PG16-PG21	16	21	16	9	29	32	241418
AMPP PG21-PG29	21	29	22,5	10	32	42	241419
AMPP PG29-PG36	29	36	30,5	11	35,5	53	241420
AMPP PG36-PG42	36	42	39,5	13	40,5	60	241421
AMPP PG42-PG48	42	48	45,5	13	41	65	241422



REDP - M



	ADe	ADi	Di	L	H	Wrench	PA6 7035	PA6 9005
	M	M	mm	mm	mm	mm	REF	REF
REDP M16-M12	16	12	12	8	12	24	241423	241559
REDP M20-M12	20	12	12	8	12	24	241424	241560
REDP M20-M16	20	16	16	8	12	24	241425	241561
REDP M25-M12	25	12	12	8	14	29	241426	241562
REDP M25-M16	25	16	16	8	14	29	241427	241563
REDP M25-M20	25	20	20	8	14	29	241428	241564
REDP M32-M12	32	12	12	10	16	36	241429	241565
REDP M32-M16	32	16	16	10	16	36	241430	241566
REDP M32-M20	32	20	20	10	16	36	241431	241567
REDP M32-M25	32	25	25	10	16	36	241432	241568
REDP M40-M16	40	16	16	10	16	46	241433	241569
REDP M40-M20	40	20	20	10	16	46	241434	241570
REDP M40-M25	40	25	25	10	16	46	241435	241571
REDP M40-M32	40	32	32	10	16	46	241436	241572
REDP M50-M20	50	20	20	12	18	55	241437	241573
REDP M50-M25	50	25	25	12	18	55	241438	241574
REDP M50-M32	50	32	32	12	18	55	241439	241575
REDP M50-M40	50	40	40	12	18	55	241440	241576
REDP M63-M25	63	25	25	12	18	68	241441	241577
REDP M63-M32	63	32	32	12	18	68	241442	241578
REDP M63-M40	63	40	40	12	18	68	241443	241579
REDP M63-M50	63	50	50	12	18	68	241444	241580

REDP PG



	ADe	ADi	Di	L	H	Wrench	PA6 7035	PA6 9005
	M	M	mm	mm	mm	mm	REF	REF
REDP PG09-PG07	09	07	7	8	20,5	19	241445	241581
REDP PG11-PG07	11	07	7,5	8	14	22	241446	241582
REDP PG11-PG09	11	09	10	8	22,5	22	241447	241583
REDP PG13-PG07	13	07	7,5	9	15	24	241448	-
REDP PG13-PG09	13	09	10	9	15	24	241449	243211
REDP PG13-PG11	13	11	11,5	9	24	24	241450	241585
REDP PG16-PG09	16	09	10	10	16	27	241451	241586
REDP PG16-PG11	16	11	11,5	10	16	27	241452	241587
REDP PG16-PG13	16	13	13	10	27	27	241453	241588
REDP PG21-PG11	21	11	11,5	11	16	32	241454	241589
REDP PG21-PG13	21	13	13,5	11	16	32	241455	241590
REDP PG21-PG16	21	16	15,5	11	16	32	241456	241591
REDP PG29-PG13	29	13	14	11	17	40	241457	-
REDP PG29-PG16	29	16	17	11	17	40	241458	241592
REDP PG29-PG21	29	21	22	11	17	40	241459	241593
REDP PG36-PG21	36	21	21,5	13	19	50	241460	-
REDP PG36-PG29	36	29	30,5	18	24	50	241461	-
REDP PG42-PG21	42	21	21,5	18	24	55	241462	-
REDP PG42-PG29	42	29	28	18	24	55	241463	-
REDP PG42-PG36	42	36	39	18	24	55	241464	-
REDP PG48-PG29	48	29	30,5	18	24	60	241465	-
REDP PG48-PG36	48	36	38,5	14	20	60	241466	-
REDP PG48-PG42	48	42	42,5	17	23	60	241467	-



TPNP



	M	DE	L	H	PA6 7035	PA6 7001	PA6 9005
		mm	mm	mm	REF	REF	REF
TPNP M12	12	15	6	10	241468	241512	241594
TPNP M16	16	20	6	10,5	241469	241513	241595
TPNP M20	20	24	6	10,5	241470	241514	241596
TPNP M25	25	30	8	13	241471	241515	241597
TPNP M32	32	37	8	13,5	241472	241516	241598
TPNP M40	40	46	8	14	241473	241517	241599
TPNP M50	50	56	10	16,5	241474	241518	241600
TPNP M63	63	70	12	17	241475	241519	241601

TPNP PG



	M	DE	L	H	PA6 7035	PA6 7001	PA6 9005
		mm	mm	mm	REF	REF	REF
TPNP PG07	07	15	6	10	241476	241520	241602
TPNP PG09	09	19	6	10	241477	241521	241603
TPNP PG11	11	22	6	10	241478	241522	241604
TPNP PG13	13	25	6	10	241479	241523	241605
TPNP PG16	16	27	6	10	241480	241524	241606
TPNP PG21	21	33	8	12,5	241481	241525	241607
TPNP PG29	29	44,5	8	13	241482	241526	241608
TPNP PG36	36	55,5	10	15	241483	241527	241609
TPNP PG42	42	62,5	10	15,5	241484	-	-
TPNP PG48	48	69,5	12	17	241485	-	-



TRFLEX M



	M	H	Wrench	PA6 7035	PA6 7001	PA6 7031	PA6 9005
	Mx1,5	mm	mm	REF	REF	REF	REF
TRFLEX M12	12	5	17	241486	241528	206411	241610
TRFLEX M16	16	5	22	241487	241529	209486	241611
TRFLEX M20	20	6	27	241488	241530	209487	241612
TRFLEX M25	25	6	32	241489	241531	209566	241613
TRFLEX M32	32	7	41	241490	241532	209567	241614
TRFLEX M40	40	7	50	241491	241533	206425	241615
TRFLEX M50	50	8	60	241492	241534	206426	241616
TRFLEX M63	63	8	75	241493	241535	206427	241617

TRFLEX PG



	DE	PA6 7035	PA6 7001	PA6 7031	PA6 9005
	mm	REF	REF	REF	REF
TRFLEX PG07	07	241494	241536	217568	241618
TRFLEX PG09	09	241495	241537	217569	241619
TRFLEX PG11	11	241496	241538	217570	241620
TRFLEX PG13	13	241497	241539	217571	241621
TRFLEX PG16	16	241498	241540	217572	241622
TRFLEX PG21	21	241499	241541	217573	241623
TRFLEX PG29	29	241500	241542	217574	241624
TRFLEX PG36	36	241501	241543	217575	241625
TRFLEX PG42	42	241502	241544	217576	241626
TRFLEX PG48	48	241503	241545	-	241627

JT-M



	M	D	Di	De	NBR
		mm	mm	mm	REF
JT M12	12	1,5	9	12	241656
JT M16	16	2	12	16	241657
JT M20	20	2	17	21	241658
JT M25	25	2	23	27	241659
JT M32	32	2	30	34	241660
JT M40	40	2	37	41	241661
JT M50	50	2,5	47	52	241662
JT M63	63	3	60	66	241663



JT-PG



	PG	D	Di	De	NBR
		mm	mm	mm	REF
JT PG07 D9 e1,5	07	1,5	9	12	241664
JT PG09 D13 e2	09	2	13	17	241665
JT PG11 D16 e2	11	2	16	20	241666
JT PG13 D18 e2	13	2	18	22	241667
JT PG16 D19 e2	16	2	19	23	241668
JT PG21 D24 e2	21	2	24	28	241669
JT PG29 D33 e2	29	2	33	37	241670
JT PG36 D42 e2,5	36	2,5	42	47	241671
JT PG42 D54 e3	48	3	54	60	241672

JP M



	M	ESP	Di	De	FB
		mm	mm	mm	REF
JP M12	12	1,5	12	16	241673
JP M16	16	1,5	16	20	241674
JP M20	20	1,5	20	24	241675
JP M25	25	1,5	25	29	241676
JP M32	32	2,5	32	36	241677
JP M40	40	2,5	40	45	241678
JP M50	50	2,5	50	56	241679
JP M63	63	3	63	65	241680

JP PG



	M	ESP	Di	De	FB
		mm	mm	mm	REF
JP PG09	09	1,5	15,2	19	241681
JP PG11	11	1,5	18,6	22,5	241682
JP PG13	13	1,5	20,4	25	241683
JP PG16	16	1,5	22,5	24	241684
JP PG21	21	2,5	28,3	33,5	241685
JP PG29	29	2,5	37	43,5	241686
JP PG36	36	2,5	47	55	241687
JP PG48	48	3	59,3	69	241688



ADM M



	MALE	FEMALE	LN	I303
	M	PG	REF	REF
ADM M12-PG07	12	7	241724	241816
ADM M12-PG09	12	9	241725	241817
ADM M16-PG09	16	9	241726	241818
ADM M16-PG11	16	11	241727	241819
ADM M20-PG11	20	11	241728	241820
ADM M20-PG13	20	13	241729	241821
ADM M20-PG16	20	16	241730	241822
ADM M25-PG11	25	11	241731	241823
ADM M25-PG13	25	13	241732	241824
ADM M25-PG16	25	16	241733	241825
ADM M25-PG21	25	21	241734	241826
ADM M32-PG16	32	16	241735	241827
ADM M32-PG21	32	21	241736	241828
ADM M32-PG29	32	29	241737	241829
ADM M40-PG29	40	29	241738	241830
ADM M40-PG36	40	36	241739	241831
ADM M50-PG29	50	29	241740	241832
ADM M50-PG36	50	36	241741	241833
ADM M50-PG42	50	42	241742	241834
ADM M50-PG48	50	48	241743	241835
ADM M63-PG36	63	36	241744	241836
ADM M63-PG42	63	42	241745	241837
ADM M63-PG48	63	48	241746	241838

ADM PG



	MALE	FEMALE	LN	I303
	PG	M	REF	REF
ADM PG07-M12	07	12	241747	241839
ADM PG09-M12	09	12	241748	241840
ADM PG09-M16	09	16	241749	241841
ADM PG11-M16	11	16	241750	241842
ADM PG11-M20	11	20	241751	241843
ADM PG13-M20	13	20	241752	241844
ADM PG16-M20	16	20	241753	241845
ADM PG16-M25	16	25	241754	241846
ADM PG21-M25	21	25	241755	241847
ADM PG21-M32	21	32	241756	241848
ADM PG29-M25	29	25	241757	241849
ADM PG29-M40	29	40	241758	241850
ADM PG36-M50	36	50	241759	241851
ADM PG42-M63	42	63	241760	241852
ADM PG48-M63	48	63	241761	241853



AMPM M



	ADe	ADi	LN	I303
	M	M	REF	REF
AMPM M12-M16	12	16	241762	241854
AMPM M16-M20	16	20	241763	241855
AMPM M20-M25	20	25	241764	241856
AMPM M20-M32	20	32	243319	243320
AMPM M25-M32	25	32	241765	241857
AMPM M32-M40	32	40	241766	241858
AMPM M40-M50	40	50	241767	241859
AMPM M50-M63	50	63	241768	241860

AMPM PG



	ADe	ADi	LN	I303
	PG	PG	REF	REF
AMPM PG07-PG09	7	9	241769	241861
AMPM PG09-PG11	9	11	241770	241862
AMPM PG09-PG13	9	13	241771	241863
AMPM PG11-PG13	11	13	241772	241864
AMPM PG11-PG16	11	16	241773	241865
AMPM PG13-PG16	13	16	241774	241866
AMPM PG13-PG21	13	21	243317	243349
AMPM PG16-PG21	16	21	241775	241867
AMPM PG21-PG29	21	29	241776	241868
AMPM PG29-PG36	29	36	241777	241869
AMPM PG36-PG42	36	42	243318	243350
AMPM PG36-PG48	36	48	241778	241870
AMPM PG42-PG48	42	48	241779	241871



REDM M



	ADe	ADi	LN	I303
	M	M	REF	REF
REDM M16-M12	16	12	241780	241872
REDM M20-M12	20	12	241781	241873
REDM M20-M16	20	16	241782	241874
REDM M25-M16	25	16	241783	241875
REDM M25-M20	25	20	241784	241876
REDM M32-M16	32	16	241785	241877
REDM M32-M20	32	20	241786	241878
REDM M32-M25	32	25	241787	241879
REDM M40-M20	40	20	241788	241880
REDM M40-M25	40	25	241789	241881
REDM M40-M32	40	32	241790	241882
REDM M50-M25	50	25	243305	243306
REDM M50-M32	50	32	241791	241883
REDM M50-M40	50	40	241792	241884
REDM M63-M32	63	32	241793	241885
REDM M63-M40	63	40	241794	241886
REDM M63-M50	63	50	241795	241887

REDM PG



	ADe	ADi	LN	I303
	PG	PG	REF	REF
REDM PG09-PG07	9	7	241796	241888
REDM PG11-PG07	11	7	241797	241889
REDM PG11-PG09	11	9	241798	241890
REDM PG13-PG09	13	9	241799	241891
REDM PG13-PG11	13	11	241800	241892
REDM PG16-PG09	16	9	241801	241893
REDM PG16-PG11	16	11	241802	241894
REDM PG16-PG13	16	13	241803	241895
REDM PG21-PG11	21	11	241804	241896
REDM PG21-PG13	21	13	241805	241897
REDM PG21-PG16	21	16	241806	241898
REDM PG29-PG16	29	16	241807	241899
REDM PG29-PG21	29	21	241808	241900
REDM PG36-PG21	36	21	241809	241901
REDM PG36-PG29	36	29	241810	241902
REDM PG42-PG29	42	29	241811	241903
REDM PG42-PG36	42	36	241812	241904
REDM PG48-PG36	48	36	241813	241905
REDM PG48-PG42	48	42	241814	241906
REDM PG50-PG40	50	40	241815	241907



TPNM M



	Units	M	D _i	LN	I303	I316L
			mm	REF	REF	REF
TPNM M12	100	12	12	241908	241916	241924
TPNM M16	100	16	16	241909	241917	241925
TPNM M20	100	20	20	241910	241918	241926
TPNM M25	100	25	25	241911	241919	241927
TPNM M32	50	32	32	241912	241920	241928
TPNM M40	25	40	40	241913	241921	241929
TPNM M50	25	50	50	241914	241922	241930
TPNM M63	10	63	63	241915	241923	241931

TPNM PG



	PG	LN	I303	I316L
		REF	REF	REF
TPNM PG07	07	241932	241942	241952
TPNM PG09	09	241933	241943	241953
TPNM PG11	11	241934	241944	241954
TPNM PG13	13	241935	241945	241955
TPNM PG16	16	241936	241946	241956
TPNM PG21	21	241937	241947	241957
TPNM PG29	29	241938	241948	241958
TPNM PG36	36	241939	241949	241959
TPNM PG42	42	241940	241950	241960
TPNM PG48	48	241941	241951	241961

TPNM-EX M



TPNMV-ICON-M



	Units	M	LN
			REF
TPNM-EX M12	100	12	243309
TPNM-EX M16	100	16	243310
TPNM-EX M20	100	20	243311
TPNM-EX M25	100	25	243312
TPNM-EX M32	50	32	243313
TPNM-EX M40	25	40	243314
TPNM-EX M50	25	50	243315
TPNM-EX M63	10	63	243316

	M	FLOW	LN
		L/H	REF
TPNMV-ICON M12-1	12-1	16	242177
TPNMV-ICON M12-2	12-2	25	242178
TPNMV-ICON M12-3	12-3	130	242179
TPNMV-ICON M12-4	12-4	300	242180
TPNMV-ICON M16-1	16-1	16	242181
TPNMV-ICON M16-2	16-2	25	242182
TPNMV-ICON M16-3	16-3	130	242183
TPNMV-ICON M16-4	16-4	300	242184
TPNMV-ICON M20-1	20-1	16	242185
TPNMV-ICON M20-2	20-2	25	242186
TPNMV-ICON M20-3	20-3	130	242187
TPNMV-ICON M20-4	20-4	300	242188



TRM M



	M	Wrench	H	LN	I303	I316L
		mm	mm	12	REF	REF
TRM M12	12	15	2,8	241962	241970	241978
TRM M16	16	19	2,8	241963	241971	241979
TRM M20	29	24	3	241964	241972	241980
TRM M25	25	30	3,5	241965	241973	241981
TRM M32	32	36	4	241966	241974	241982
TRM M40	40	46	5	241967	241975	241983
TRM M50	50	60	5	241968	241976	241984
TRM M63	63	70	6	241969	241977	241985
TRM M75	75			243336	-	-

TRM PG



	PG	Wrench	H	LN	I303	I316L
		mm	mm	REF	REF	REF
TRM PG07	07	15	2,8	241986	241996	242006
TRM PG09	09	18	2,8	241987	241997	242007
TRM PG11	11	21	3	241988	241998	242008
TRM PG13	13	23	3	241989	241999	242009
TRM PG16	16	26	3	241990	242000	242010
TRM PG21	21	32	3,5	241991	242001	242011
TRM PG29	29	41	4	241992	242002	242012
TRM PG36	36	51	5	241993	242003	242013
TRM PG42	42	60	5	241994	242004	242014
TRM PG48	48	64	5,5	241995	242005	242015

TRM EMC M



	M	Wrench	H	LN	I303
		mm	mm	REF	REF
TRM-EMC M12	12	15	2,8	242016	242024
TRM-EMC M16	16	19	2,8	242017	242025
TRM-EMC M20	20	24	3	242018	242026
TRM-EMC M25	25	30	3,5	242019	242027
TRM-EMC M32	32	36	4	242020	242028
TRM-EMC M40	40	46	5	242021	242029
TRM-EMC M50	50	60	5	242022	242030
TRM-EMC M63	63	70	6	242023	242031

TRM EMC PG



	PG	LN	I303
		REF	REF
TRM-EMC PG07	07	242032	242042
TRM-EMC PG09	09	242033	242043
TRM-EMC PG11	11	242034	242044
TRM-EMC PG13	13	242035	242045
TRM-EMC PG16	16	242036	242046
TRM-EMC PG21	21	242037	242047
TRM-EMC PG29	29	242038	242048
TRM-EMC PG36	36	242039	242049
TRM-EMC PG42	42	242040	242050
TRM-EMC PG48	48	242041	242051

**+ MORE
THAN**


1000

COMPLETED PROJECTS

IN THE LAST 15 YEARS

The logo for 3EBasor, featuring a stylized '3E' in green followed by 'Basor' in black.

CABLE TRAY SPECIALIST

A large, abstract graphic composed of a grid of green and white dots, overlaid on a dark background of industrial cable trays and structures.

#YOURGLOBALPARTNER

3E Basor

CABLE TRAY SPECIALIST





SUPPORTS (IEC 61537)

C-SHO

MODEL	SWL (kg)	Def (mm)
C-SHO 100	105	10
C-SHO 150	100	8
C-SHO 200	81	10
C-SHO 300	45	14
C-SHO 400	27	15

C-SHO i304/i316

MODEL	SWL (kg)	Def (mm)
C-SHO 100	85	10
C-SHO 150	69	13
C-SHO 200	45	15
C-SHO 300	35	20
C-SHO 400	22	25

SCR

MODEL	SWL (kg)	Def (mm)
SCR 50	104	2,5
SCR 100	104	3
SCR 150	80	4
SCR 200	70	4,5
SCR 300	85	5,5
SCR 400	80	8
SCR 500	105	8
SCR 600	90	8,5

KS + SCR

MODEL	SWL (kg)	Def (mm)
KS+SCR 100	260	4
KS+SCR 150	240	5
KS+SCR 200	195	6
KS+SCR 300	120	12
KS+SCR 400	74	14
KS+SCR 500	145	20
KS+SCR 600	105	28

SCR i304/i316

MODEL	SWL (kg)	Def (mm)
SCR 50 i304/i316	115	3
SCR 100 i304/i316	115	4,5
SCR 150 i304/i316	90	6
SCR 200 i304/i316	70	6,5
SCR 300 i304/i316	50	7
SCR 400 i304/i316	40	7,5
SCR 500 i304/i316	50	8
SCR 600 i304/i316	45	8

KS+SCR i304/i316

MODEL	SWL (kg)	Def (mm)
KS+SCR 100 i304/i316	200	5
KS+SCR 150 i304/i316	116	6
KS+SCR 200 i304/i316	84	7
KS+SCR 300 i304/i316	64	7,5
KS+SCR 400 i304/i316	61	8
KS+SCR 500 i304/i316	56	10
KS+SCR 600 i304/i316	48	12

SRB

MODEL	SWL (kg)	Def (mm)
SRB 100	80	5
SRB 150	80	4
SRB 200	70	6
SRB 300	85	7
SRB 400	75	8
SRB 500	95	9
SRB 600	70	10

KS + SRB

MODEL	SWL (kg)	Def (mm)
KS+SRB 100	180	6
KS+SRB 150	170	6,5
KS+SRB 200	135	7
KS+SRB 300	85	8
KS+SRB 400	50	9
KS+SRB 500	95	11,5
KS+SRB 600	70	14





SUPPORTS (IEC 61537)

SRB-N / SRB-N + C-PC

MODEL	SWL (kg)	Def (mm)
SRB-N 100	160	4
SRB-N 150	165	6
SRB-N 200	140	9
SRB-N 300	135	10,5
SRB-N 400	120	12
SRB-N 500	115	16
SRB-N 600	97	21

C-SR+C-PC (PG)

MODEL	SWL (kg)	Def (mm)
C-SR 200 + C-PC	102	1,5
C-SR 300 + C-PC	90	2,5
C-SR 400 + C-PC	185	3
C-SR 500 + C-PC	135	3
C-SR 600 + C-PC	116	4

SHX

MODEL	SWL (kg)	Def (mm)
SHX 100	185	4,5
SHX 150	165	5,5
SHX 200	165	7
SHX 300	190	6
SHX 400	330	7
SHX 500	260	7,5
SHX 600	240	8

SHL

MODEL	SWL (kg)	Def (mm)
SHL 100	205	2,5
SHL 150	165	4,5
SHL 200	165	8
SHL 300	315	12
SHL 400	340	14
SHL 500	350	16
SHL 600	305	18

SHR

MODEL	SWL (kg)	Def (mm)
SHR 300	395	7
SHR 400	370	9
SHR 500	360	11
SHR 600	310	15
SHR 700	280	20
SHR 800	240	23

I8 + SHV

MODEL	SWL (kg)	Def (mm)
SHV 100	270	12
SHV 150	270	12
SHV 200	270	12
SHV 300	230	22
SHV 400	230	22
SHV 500	200	30
SHV 600	200	30

SP2

MODEL	SWL (kg)	Def (mm)
SP2 100	218	6
SP2 150	168	6
SP2 200	131	8
SP2 300	93	12
SP2 400	73	14

SP2D

MODEL	SWL (kg)	Def (mm)
SP2D 200	325	7
SP2D 300	265	10
SP2D 400	230	13





SUPPORTS (IEC 61537)

SP4 EZ/HDG

MODEL	SWL (kg)	Def (mm)
SP4 100 EZ/HDG	557	8
SP4 150 EZ/HDG	417	9
SP4 200 EZ/HDG	334	11
SP4 300 EZ/HDG	315	11
SP4 400 EZ/HDG	245	12
SP4 500 EZ/HDG	238	13
SP4 600 EZ/HDG	201	16

SP4 i304/i316

MODEL	SWL (kg)	Def (mm)
SP4 100 i304/i316	525	1
SP4 150 i304/i316	444	2
SP4 200 i304/i316	342	4
SP4 300 i304/i316	292	7
SP4 400 i304/i316	250	8
SP4 500 i304/i316	291	16
SP4 600 i304/i316	213	18

SP4 + R450 HDG

MODEL	SWL (kg)	Def (mm)
SP4 500+R450	592	20
SP4 600+R450	501	24
SP4 700+R450	434	29
SP4 800+R450	383	33
SP4 1000+R450	310	41

SP4D HDG

MODEL	SWL (kg)	Def (mm)
SP4D 300 HDG	500	8
SP4D 400 HDG	500	8
SP4D 500 HDG	500	10
SP4D 600 HDG	430	13
SP4D 700 HDG	370	16
SP4D 800 HDG	329	22
SP4D 1000 HDG	260	26

SP4D i304/i316

MODEL	SWL (kg)	Def (mm)
SP4D 400 i304/i316	610	8
SP4D 500 i304/i316	610	10
SP4D 600 i304/i316	520	13
SP4D 700 i304/i316	450	16
SP4D 800 i304/i316	390	22
SP4D 1000 i304/i316	320	26

SP4D + R450

MODEL	SWL (kg)	Def (mm)
SP4D 500+R450	1123	15
SP4D 600+R450	950	17
SP4D 700+R450	823	20
SP4D 800+R450	726	23
SP4D 1000+R450	588	29
SP4D 1500+R450	275	30





SUPPORTS (IEC 61537)

C-SHOT PG/HDG / C-SHOT i304/i316

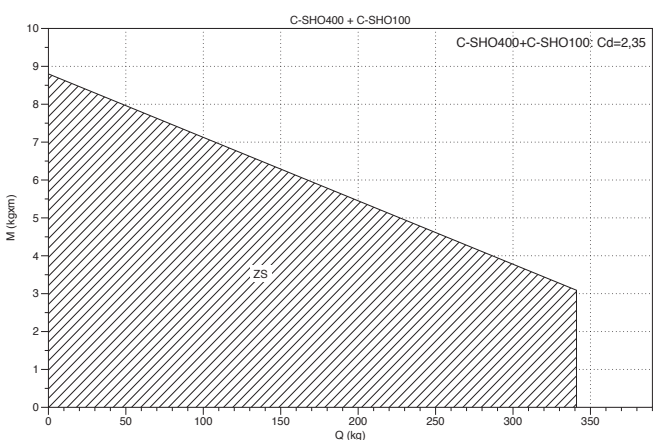
MODEL	SWL (kg)	Def (mm)
C-SHOT 100	100	8
C-SHOT 150	100	9
C-SHOT 200	85	15
C-SHOT 300	45	13

MODEL	SWL (kg)	Def (mm)
C-SHOT 100	75	2
C-SHOT 150	48	5
C-SHOT 200	42	6
C-SHOT 300	24	6

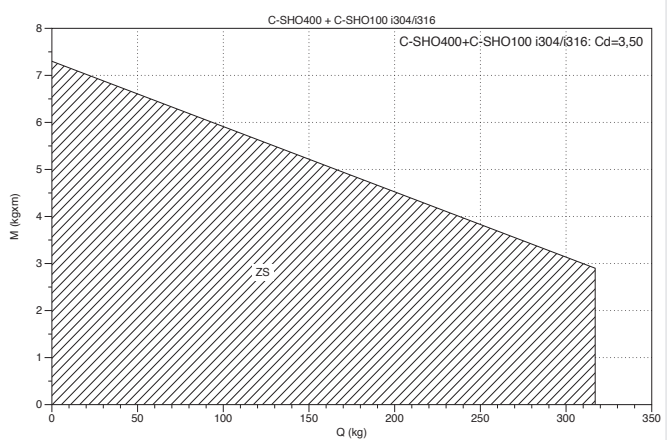
C-SVO + 2xVR8

MODEL	SWL (kg)	Def (mm)
C-SVO 100	250	1
C-SVO 150	200	1
C-SVO 200	294	1
C-SVO 300	235	2
C-SVO 400	161	2
C-SVO 500	115	2
C-SVO 600	87	3

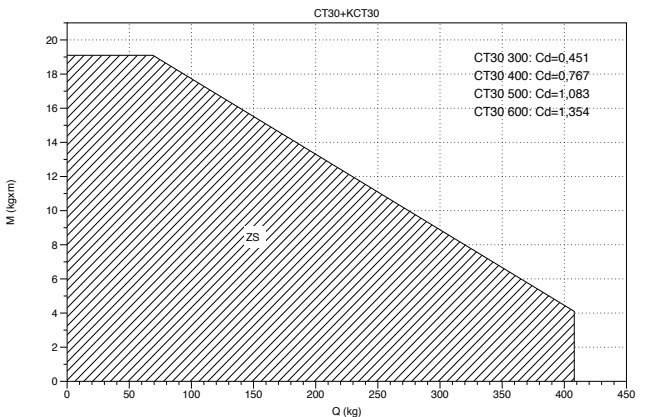
C-SHO 400 + C-SHO 100 PG/HDG



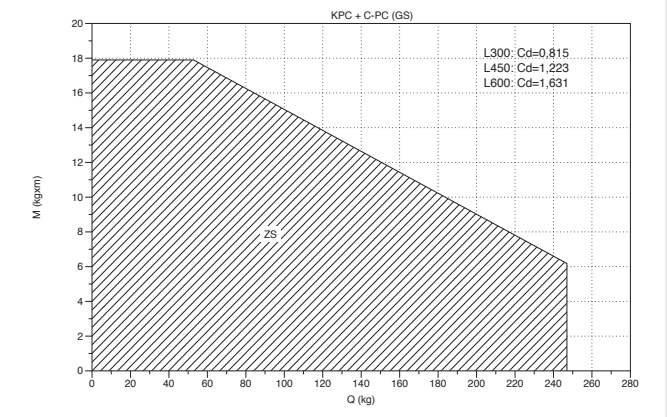
C-SHO 400 + C-SHO 100 i304/i316



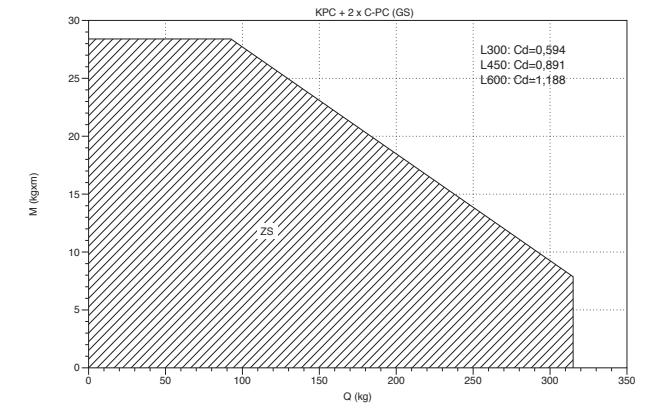
CT30+KCT30



KPC + C-PC (PG)



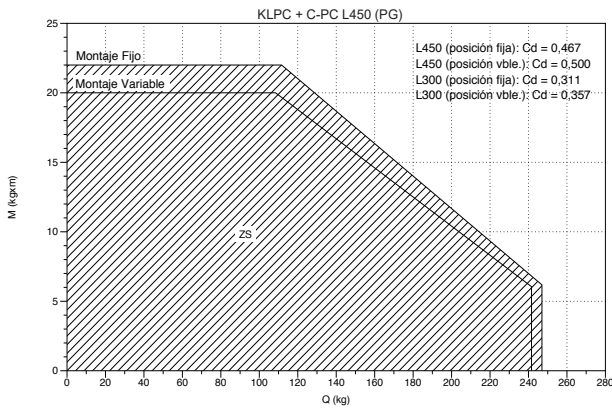
KPC + 2 x C-PC (PG)



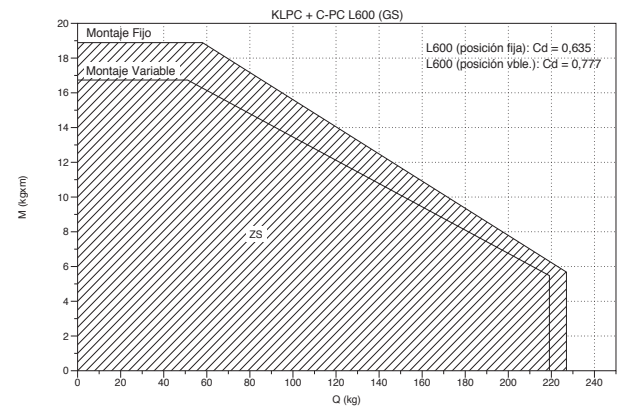


SUPPORTS (IEC 61537)

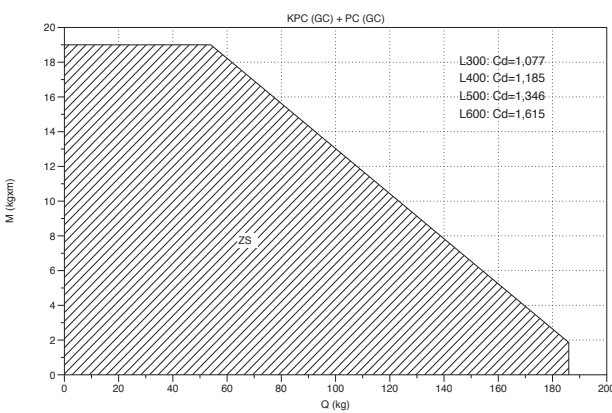
KLPC + C-PC L450 (PG)



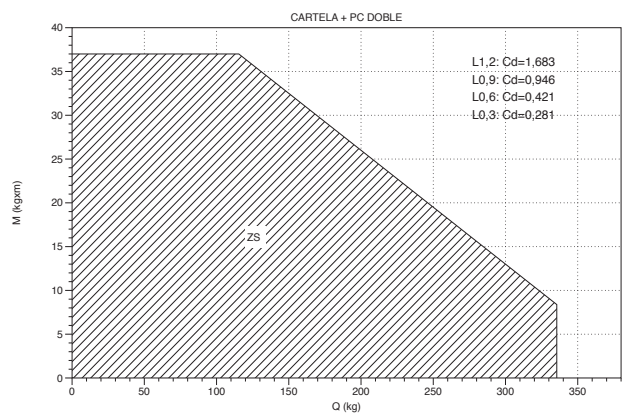
KLPC + C-PC L600 (PG)



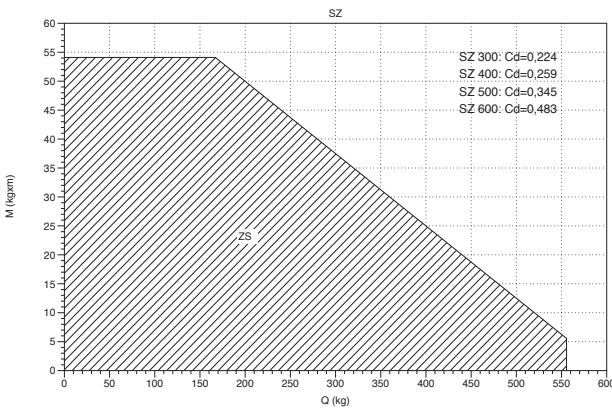
KAPC (HDG) + PC (HDG)



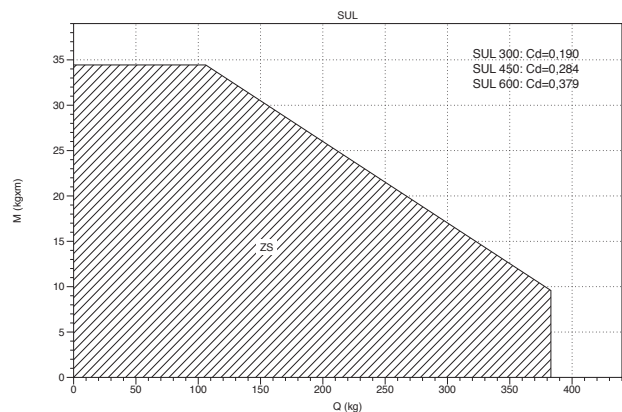
KAPC + 2 x C-PC (HDG)



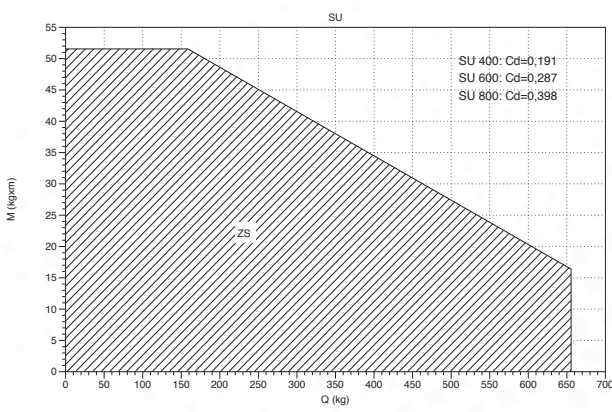
SZ



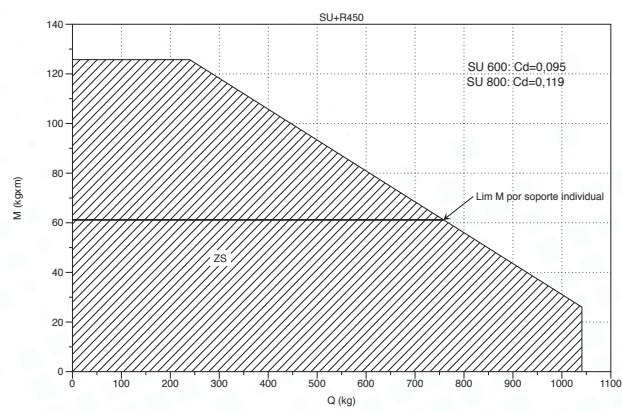
SUL



SU



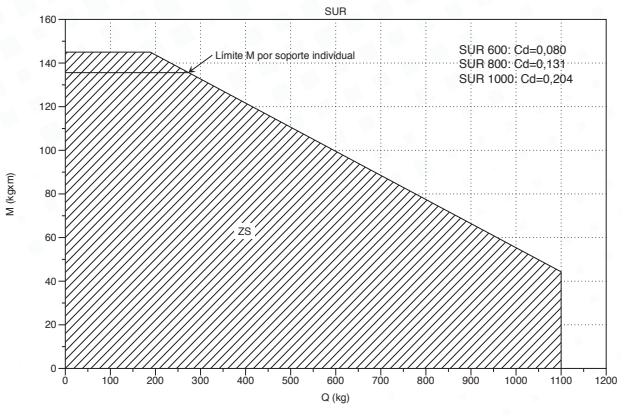
SU+R450



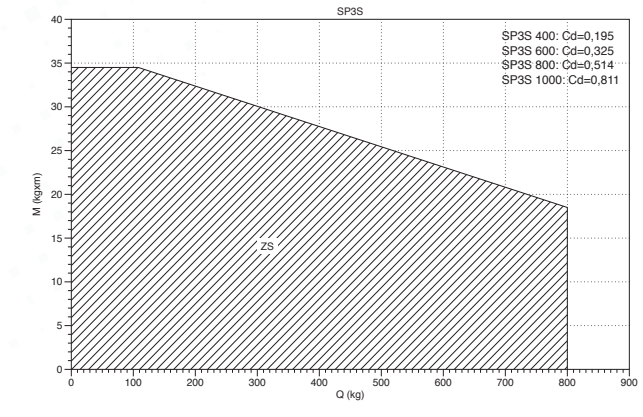


SUPPORTS (IEC 61537)

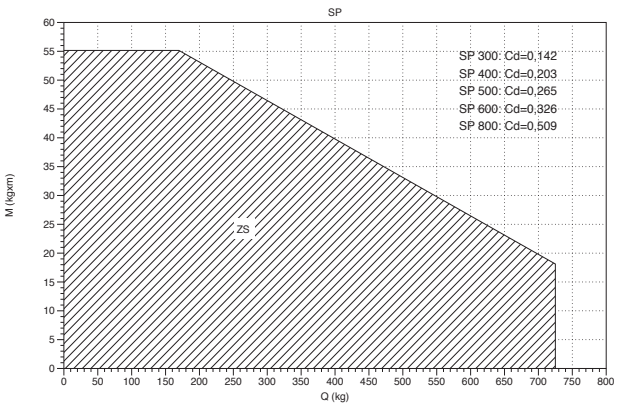
SUR



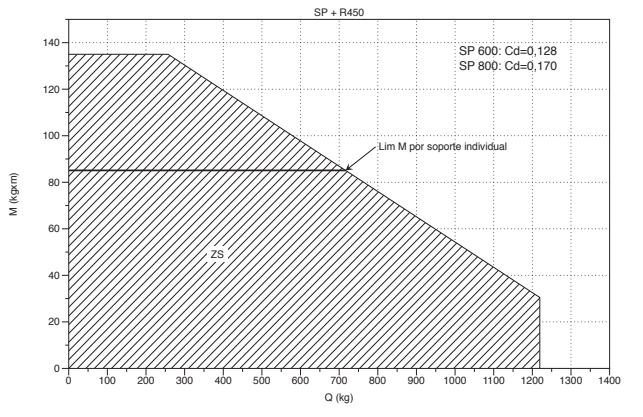
SP3S



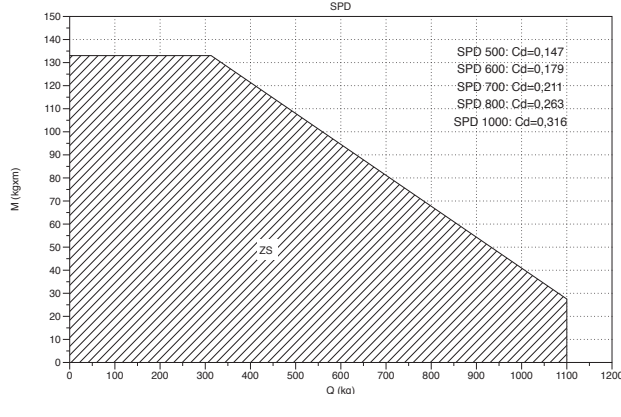
SP4



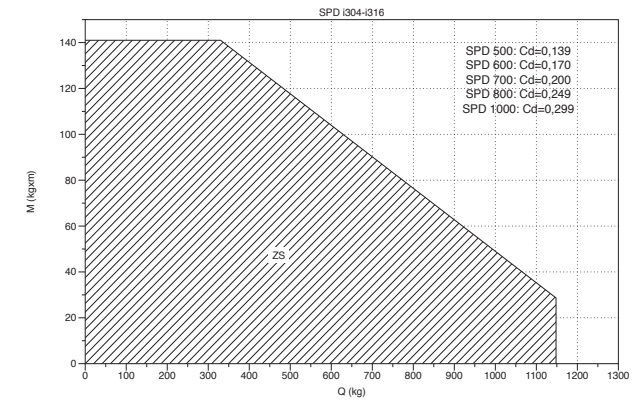
SP4 + R450



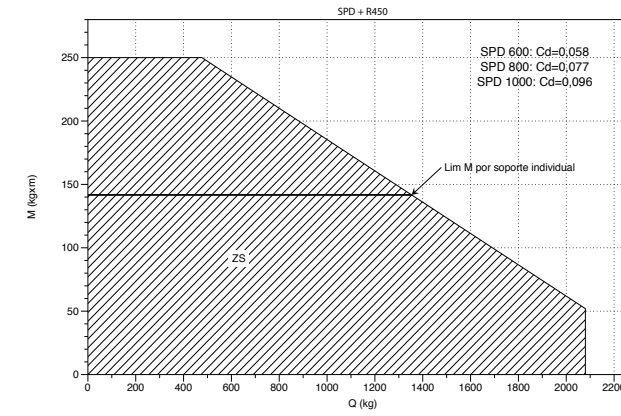
SP4D



SP4D i304/i316



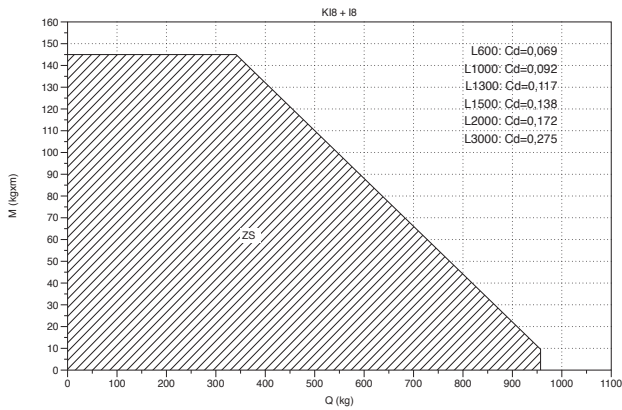
SP4D + R450



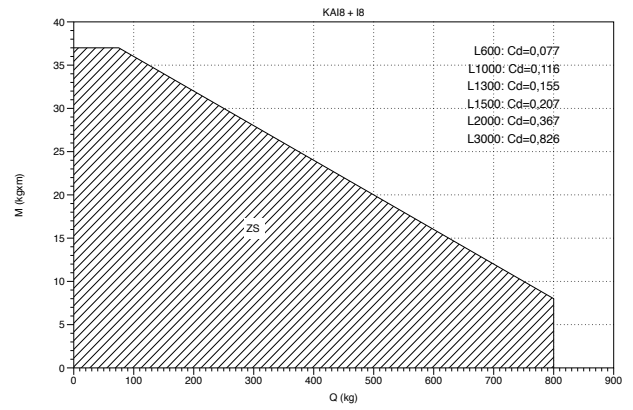


SUPPORTS (IEC 61537)

K18 + I8



KA18 + I8



SV

B		SWL	
mm	inch	kg	Lb
100	4"	276	609
150	6"	265	584
200	8"	253	558
300	12"	207	456
400	16"	506	1116
500	20"	460	1014
600	24"	414	912

SFS +C-SVO

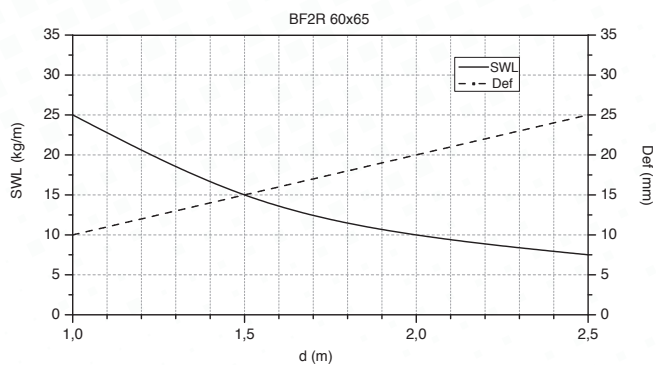
B		SWL	
mm	inch	kg	Lb
100	4"	176	388
150	6"	176	388
200	8"	176	388
300	12"	176	388
400	16"	161	354
500	20"	115	253
600	24"	87	191



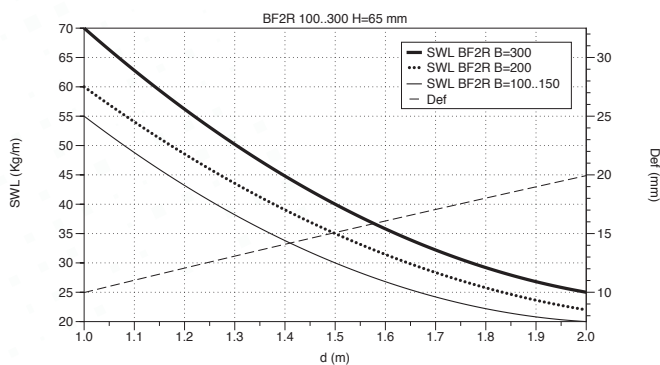


BF2R (IEC 61537)

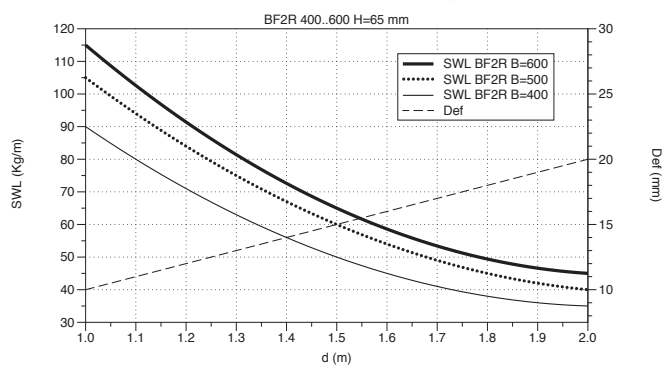
BF2R-2F 60x65



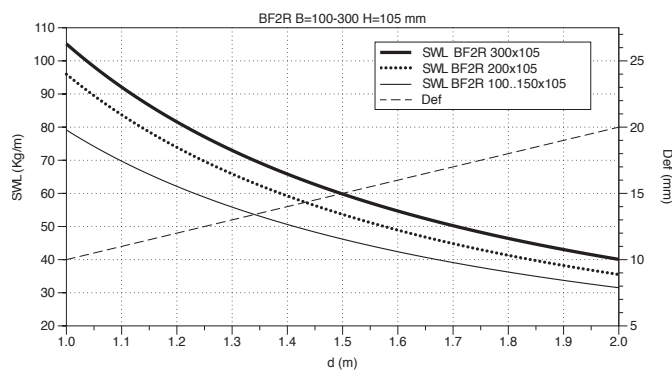
BF2R 100..300 H65



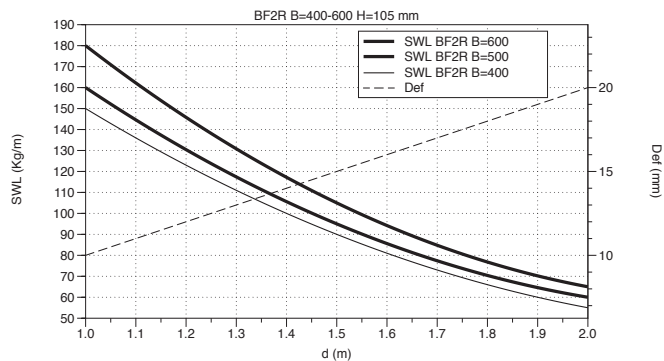
BF2R 400..600 H65



BF2R 100..300 H105



BF2R 400..600 H105





U BF2R (ANCE NMX-J-511)

EZ / HDG

	SWL kg/m		Classification	
	5 ft	6 ft	5 ft	6 ft
	1,52 m	1,83 m	1,52 m	1,83 m
BF2R 60x65	12,5	8,7	-	-
BF2R 100x65	28,4	19,7	5AA	6AA
BF2R 150x65	31,7	22	5AA	6AA
BF2R 200x65	47,6	33,1	5BB	6AA
BF2R 300x65	57,1	39,6	5BB	6BB
BF2R 400x65	69,9	48,5	5BB	6BB
BF2R 500x65	63,5	44,1	5BB	6BB
BF2R 600x65	79,4	55,1	5A	6BB
BF2R 200x105 (E-BFR)	72,2	50,1	5BB	6BB
BF2R 300x105 (E-BFR)	76	52,8	5A	6BB
BF2R 400x105 (E-BFR)	111,1	77,2	5B	6A
BF2R 500x105 (E-BFR)	107,8	74,8	5BB	6A
BF2R 600x105 (E-BFR)	117,5	81,6	5B	6A

i304 / i316

	SWL kg/m		Classification	
	5 ft	6 ft	5 ft	6 ft
	1,52 m	1,83 m	1,52 m	1,83 m
BF2R 60x65	12,8	8,9	-	-
BF2R 100x65	28,7	19,9	5AA	6AA
BF2R 150x65	25,3	17,6	5AA	-
BF2R 200x65	44,5	30,9	5BB	6AA
BF2R 300x65	54	37,5	5BB	6BB
BF2R 400x65	60,2	41,8	5BB	6BB
BF2R 500x65	57,1	39,6	5BB	6BB
BF2R 600x65	54	37,5	5BB	6BB
BF2R 200x105 (E-BFR)	69,9	48,5	5BB	6BB
BF2R 300x105 (E-BFR)	69,9	48,5	5BB	6BB
BF2R 400x105 (E-BFR)	76	52,8	5BB	6BB
BF2R 500x105 (E-BFR)	79,4	55,1	5BB	6BB
BF2R 600x105 (E-BFR)	63,5	44,1	5BB	6BB

U BF2R (NEMA VE 1)

EZ / HDG

	SWL kg/m (lb/ft)		Classification	
	5 ft	8 ft	5 ft	8 ft
	1,52 m	2,44 m	1,52 m	2,44 m
BF2R 2"x2" (60x65)	12,5 (8,4)	4,9 (3,3)	-	-
BF2R 4"x2" (100x65)	28,4 (19,1)	11,1 (7,5)	-	-
BF2R 6"x2" (150x65)	31,7 (21,3)	12,4 (8,3)	-	-
BF2R 8"x2" (200x65)	47,6 (32)	18,6 (12,5)	5AA	-
BF2R 12"x2" (300x65)	57,1 (38,4)	22,3 (15)	5AA	-
BF2R 16"x2" (400x65)	69,9 (47)	27,3 (18,3)	5AA	-
BF2R 20"x2" (500x65)	63,5 (42,7)	24,8 (16,7)	5AA	-
BF2R 24"x2" (600x65)	79,4 (53,3)	31 (20,8)	5A	-
BF2R 8"x4" (200x105)	72,2 (48,5)	28,2 (18,9)	5AA	-
BF2R 12"x4" (300x105)	76 (51,1)	29,7 (20)	5A	-
BF2R 16"x4" (400x105)	111,1 (74,7)	43,4 (29,2)	5A	8AA
BF2R 20"x4" (500x105)	107,8 (72,4)	42,1 (28,3)	5A	8AA
BF2R 24"x4" (600x105)	117,5 (79)	45,9 (30,8)	5A	8AA

i304 / i316

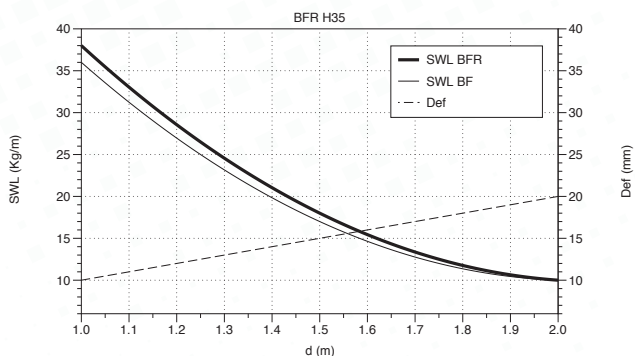
	SWL kg/m (lb/ft)		Classification	
	5 ft	8 ft	5 ft	8 ft
	1,52 m	2,44 m	1,52 m	2,44 m
BF2R 2"x2" (60x65)	12,8 (8,6)	5 (3,4)	-	-
BF2R 4"x2" (100x65)	28,7 (19,3)	11,2 (7,5)	-	-
BF2R 6"x2" (150x65)	25,3 (17)	9,9 (6,7)	-	-
BF2R 8"x2" (200x65)	44,5 (29,9)	17,4 (11,7)	5AA	-
BF2R 12"x2" (300x65)	54 (36,3)	21,1 (14,2)	5AA	-
BF2R 16"x2" (400x65)	60,2 (40,4)	23,5 (15,8)	5AA	-
BF2R 20"x2" (500x65)	57,1 (38,4)	22,3 (15,)	5AA	-
BF2R 24"x2" (600x65)	54 (36,3)	21,1 (14,2)	5AA	-
BF2R 8"x4" (200x105)	73 (49)	28,5 (19,2)	5AA	-
BF2R 12"x4" (300x105)	69,9 (47)	27,3 (18,3)	5AA	-
BF2R 16"x4" (400x105)	76 (51,1)	29,7 (20)	5A	-
BF2R 20"x4" (500x105)	73 (49)	28,5 (19,2)	5AA	-
BF2R 24"x4" (600x105)	69,9 (47)	27,3 (18,3)	5AA	8AA



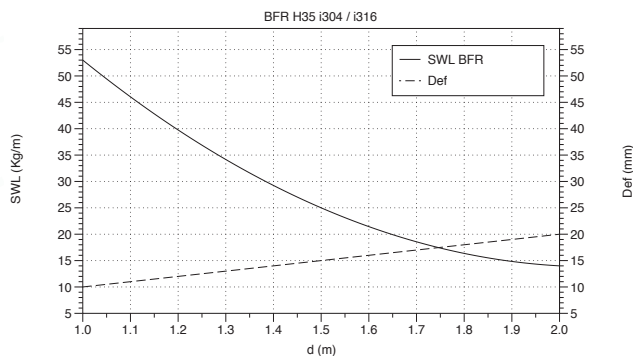


U BFR (IEC 61537)

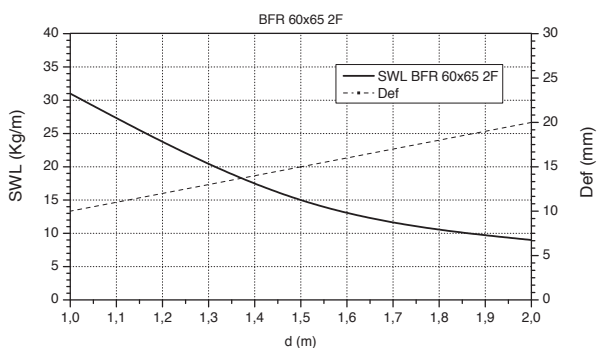
BFR H35



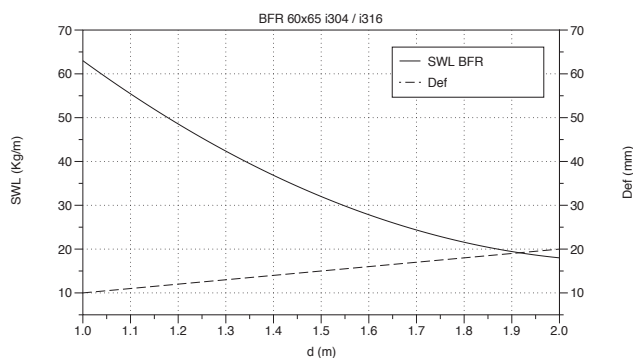
BFR H35 i304 / i316



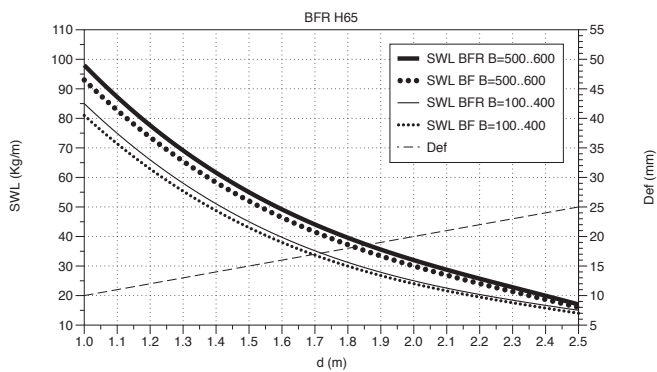
BFR-2F 60x65 (IEC 61537)



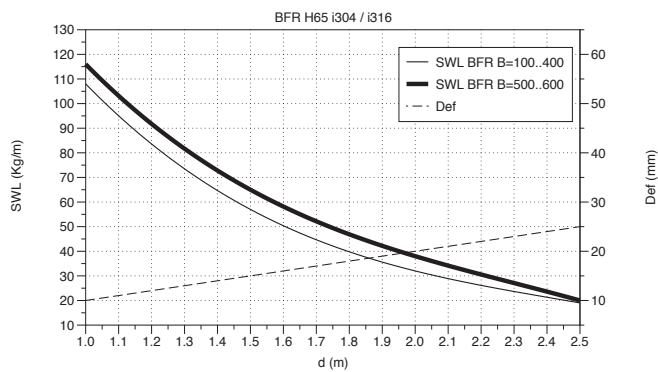
BFR-2F 60x65 i304 / i316



BFR H65



BFR H65 i304 / i316





U BFR (ANCE NMX-J-511)

EZ / HDG

	SWL kg/m		Classification	
	5 ft	6 ft	5 ft	6 ft
	1,52 m	1,83 m	1,52 m	1,83 m
BFR 100x35	22,3	15,5	5AA	-
BFR 150x35	22,3	15,5	5AA	-
BFR 200x35	22,3	15,5	5AA	-
BFR 300x35	28,4	19,7	5AA	6AA
BFR 60x65	12,5	8,7	-	-
BFR 100x65	28,4	19,7	5AA	6AA
BFR 150x65	31,7	22	5AA	6AA
BFR 200x65	47,6	33,1	5BB	6AA
BFR 300x65	57,1	39,6	5BB	6BB
BFR 400x65	69,9	48,5	5BB	6BB
BFR 500x65	63,5	44,1	5BB	6BB
BFR 600x65	79,4	55,1	5BB	6BB

i304 / i316

	SWL kg/m		Classification	
	5 ft	6 ft	5 ft	6 ft
	1,52 m	1,83 m	1,52 m	1,83 m
BFR 100x35	18,9	13,2	5AA	-
BFR 150x35	22,3	15,5	5AA	-
BFR 200x35	22,3	15,5	5AA	-
BFR 60x65	12,8	8,9	-	-
BFR 100x65	28,7	19,9	5AA	6AA
BFR 150x65	25,3	17,6	5AA	-
BFR 200x65	44,5	30,9	5BB	6AA
BFR 300x65	54	37,5	5BB	6BB
BFR 400x65	60,2	41,8	5BB	6BB
BFR 500x65	57,1	39,6	5BB	6BB
BFR 600x65	54	37,5	5BB	6BB

U BFR (NEMA VE 1)

EZ / HDG

	SWL kg/m (lb/ft)		Classification	
	5 ft	8 ft	5 ft	8 ft
	1,52 m	2,44 m	1,52 m	2,44 m
BFR 4"x1"1/2 (100x35)	22,3 (15)	8,7 (5,8)	-	-
BFR 6"x1"1/2 (150x35)	22,3 (15)	8,7 (5,8)	-	-
BFR 8"x1"1/2 (200x35)	22,3 (15)	8,7 (5,8)	-	-
BFR 12"x1"1/2 (300x35)	28,4 (19,1)	11,1 (7,5)	-	-
BFR 2"x2" (60x65)	12,5 (8,4)	4,9 (3,3)	-	-
BFR 4"x2" (100x65)	28,4 (19,1)	11,1 (7,5)	-	-
BFR 6"x2" (150x65)	31,7 (21,3)	12,4 (8,3)	-	-
BFR 8"x2" (200x65)	47,6 (32)	18,6 (12,5)	5AA	-
BFR 12"x2" (300x65)	57,1 (38,4)	22,3 (15)	5AA	-
BFR 16"x2" (400x65)	69,9 (47)	27,3 (18,3)	5AA	-
BFR 20"x2" (500x65)	63,5 (42,7)	24,8 (16,7)	5AA	-
BFR 24"x2" (600x65)	79,4 (53,3)	31 (20,8)	5A	-

i304 / i316

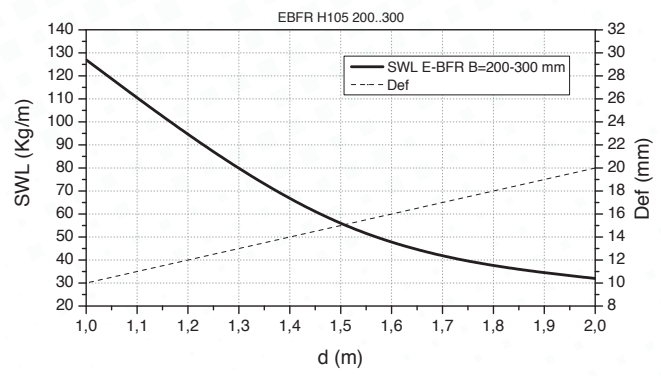
	SWL kg/m (lb/ft)		Classification	
	5 ft	8 ft	5 ft	8 ft
	1,52 m	2,44 m	1,52 m	2,44 m
BFR 4"x1"1/2 (100x35)	18,9 (12,7)	7,4 (5)	-	-
BFR 6"x1"1/2 (150x35)	22,3 (15)	8,7 (5,8)	-	-
BFR 8"x1"1/2 (200x35)	22,3 (15)	8,7 (5,8)	-	-
BFR 2"x2" (60x65)	12,8 (8,6)	5 (3,4)	-	-
BFR 4"x2" (100x65)	28,7 (19,3)	11,2 (7,5)	-	-
BFR 6"x2" (150x65)	25,3 (17)	9,9 (6,7)	-	-
BFR 8"x2" (200x65)	44,5 (29,9)	17,4 (11,7)	5AA	-
BFR 12"x2" (300x65)	54, (36,3)	21,1 (14,2)	5AA	-
BFR 16"x2" (400x65)	60,2 (40,4)	23,5 (15,8)	5AA	-
BFR 20"x2" (500x65)	57,1 (38,4)	22,3 (15,)	5AA	-
BFR 24"x2" (600x65)	54 (36,3)	21,1 (14,2)	5AA	-



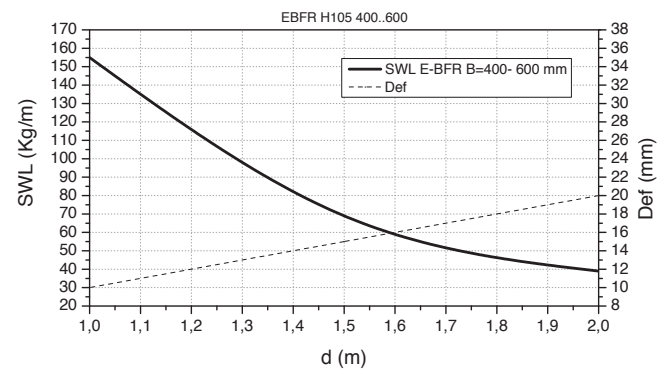


EBFR (ANCE NMX-J-511)

EBFR H105 200..300



EBFR H105 400..600



EZ / HDG

i304 / i316

	SWL kg/m		Clasification	
	5 ft	6 ft	5 ft	6 ft
	1,52 m	1,83 m	1,52 m	1,83 m
EBFR 200x105	69,9	48,5	5BB	6BB
EBFR 300x105	66,6	46,2	5BB	6BB
EBFR 400x105	91,9	63,8	5BB	6BB
EBFR 500x105	98,3	68,3	5BB	6BB
EBFR 600x105	114,2	79,3	5BB	6A

	SWL kg/m		Clasification	
	5 ft	6 ft	5 ft	6 ft
	1,52 m	1,83 m	1,52 m	1,83 m
EBFR 200x105	69,9	48,5	5BB	6BB
EBFR 300x105	69,9	48,5	5BB	6BB
EBFR 400x105	76	52,8	5BB	6BB
EBFR 500x105	79,4	55,1	5BB	6BB
EBFR 600x105	63,5	44,1	5BB	6BB

EBFR (NEMA VE 1)

EZ / HDG

i304 / i316

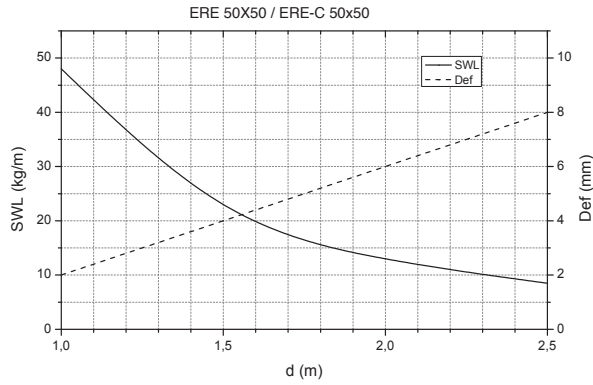
	SWL kg/m (lb/ft)		Clasification	
	5 ft	8 ft	5 ft	8 ft
	1,52 m	2,44 m	1,52 m	2,44 m
EBFR 8"x4" (200x105)	69,9 (47,0)	27,3 (18,3)	5AA	-
EBFR 12"x4" (300x105)	66,6 (44,7)	26,0 (17,5)	5AA	-
EBFR 16"x4" (400x105)	91,9 (61,8)	35,9 (24,1)	5A	-
EBFR 20"x4" (500x105)	98,3 (66,1)	38,4 (25,8)	5A	8AA
EBFR 24"x4" (600x105)	114,2 (76,7)	44,6 (30,0)	5A	8AA

	SWL kg/m (lb/ft)		Clasification	
	5 ft	8 ft	5 ft	8 ft
	1,52 m	2,44 m	1,52 m	2,44 m
EBFR 8"x4" (200x105)	69,9 (47,0)	27,3 (18,3)	5AA	-
EBFR 12"x4" (300x105)	69,9 (47,0)	27,3 (18,3)	5AA	-
EBFR 16"x4" (400x105)	76, (51,1)	29,7 (20,0)	5A	-
EBFR 20"x4" (500x105)	79,4 (53,3)	31,0 (20,8)	5A	-
EBFR 24"x4" (600x105)	63,5 (42,7)	24,8 (16,7)	5AA	-



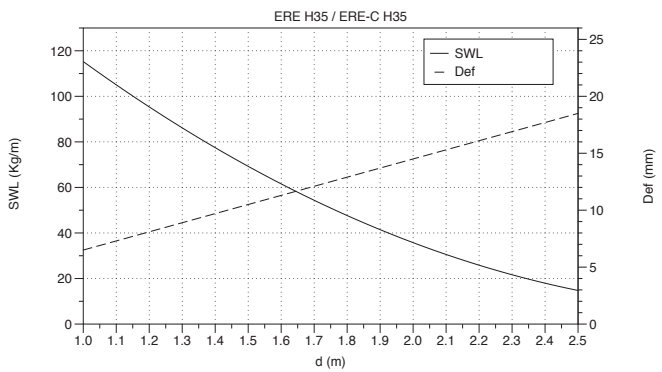


U ERE 50X50 / ERE-C 50x50 (IEC 61537)

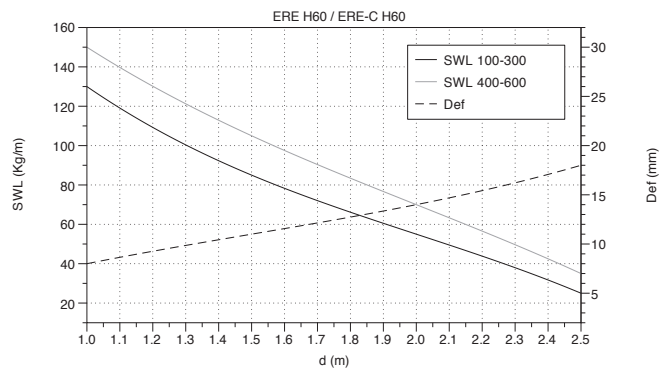


U ERE / ERE-C (IEC 61537)

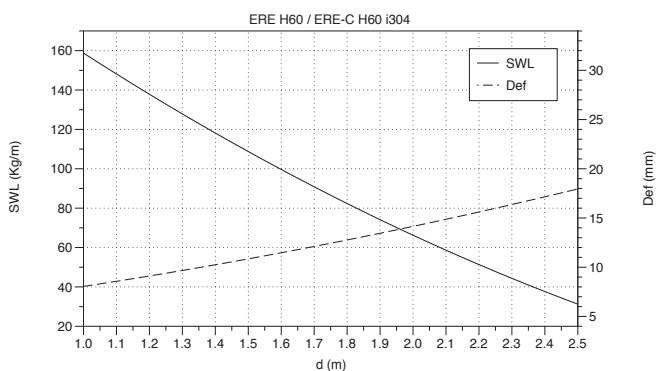
ERE H35 / ERE-C H35



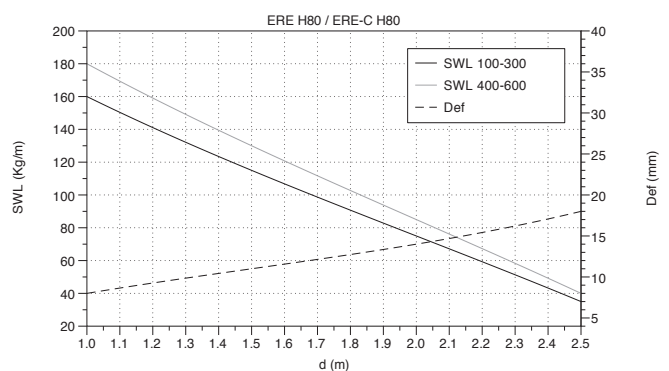
ERE H60 / ERE-C H60



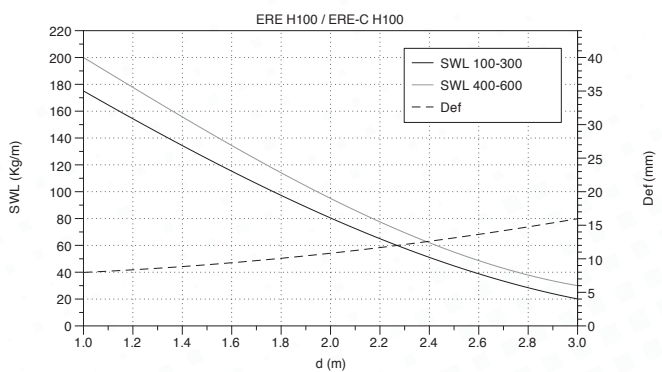
ERE H60 / ERE-C H60 i304



ERE H80 / ERE-C H80



ERE H100 / ERE-C H100





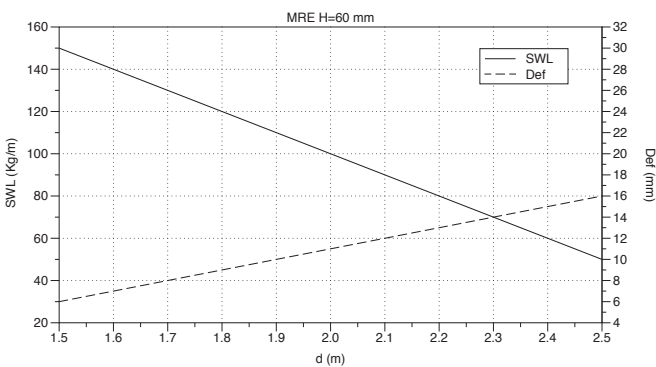
U ERE / ERE-C (NEMA VE1)

	ERE NEMA - PG/HDG			
	SWL kg/m (lb/ft)		Clasification	
	5 ft	8 ft	5 ft	8 ft
	1,52 m	2,44 m	1,52 m	2,44 m
ERE H35	19,2 (12,9)	7,5 (5,0)	-	-
ERE H60	111,5 (74,9)	43,6 (29,3)	5A	8AA
ERE H80	80,8 (54,3)	31,5 (21,2)	5A	-
ERE H100	111,5 (74,9)	43,6 (29,3)	5A	8AA

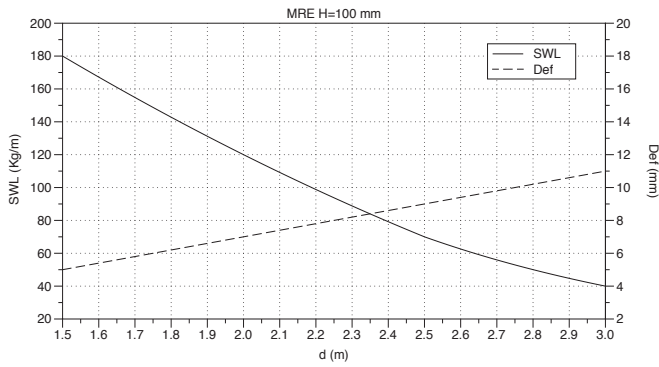
	ERE NEMA - i304/i316			
	SWL kg/m (lb/ft)		Clasification	
	5 ft	8 ft	5 ft	8 ft
	1,52 m	2,44 m	1,52 m	2,44 m
ERE 100-300x35	23,1 (15,5)	9,0 (6,1)	-	-
ERE 100-600x60	111,5 (74,9)	43,6 (29,3)	5A	8AA
ERE 100-600x85	130,8 (87,9)	51,1 (34,3)	5B	8AA
ERE 100-600x100	138,4 (93,0)	54,1 (36,3)	5B	8AA

U MRE (IEC 61537)

MRE H60



MRE H100



U MRE (NEMA VE1)

	MRE NEMA - PG/HDG			
	SWL kg/m (lb/ft)		Clasification	
	5 ft	8 ft	5 ft	8 ft
	1,52 m	2,44 m	1,52 m	2,44 m
MRE H60	115,4 (77,6)	45,1 (30,3)	5B	8AA
MRE H100	230,7 (155)	90,1 (60,5)	5C	8A

	MRE NEMA - i304/i316			
	SWL kg/m (lb/ft)		Clasification	
	5 ft	8 ft	5 ft	8 ft
	1,52 m	2,44 m	1,52 m	2,44 m
MRE H60	138,4 (93)	54,1 (36,4)	5B	8AA
MRE H100	349,9 (235,1)	136,7 (91,9)	5C	8B

U NR2E (IEC 61537)

	NR2E H60		
	SWL kg/m (lb/ft)		
	Span (m)		
	1,5 m	2 m	2,5 m
NR2E 100X60	70 (32)	45 (20)	27 (12)
NR2E 150X60	75 (34)	50 (23)	28 (13)
NR2E 200X60	80 (36)	55 (25)	29 (13)
NR2E 300X60	85 (39)	60 (27)	30 (14)
NR2E 400X60	112 (51)	85 (39)	45 (20)
NR2E 500X60	112 (51)	85 (39)	45 (20)
NR2E 600X60	112 (51)	85 (39)	45 (20)

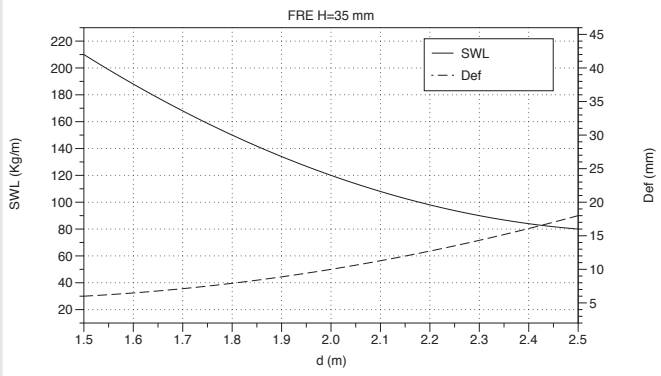
	NR2E H75		
	SWL kg/m (lb/ft)		
	Span (m)		
	1,5 m	2 m	2,5 m
NR2E 100X75	72 (33)	48 (22)	32 (15)
NR2E 150X75	74 (34)	52 (24)	34 (15)
NR2E 200X75	84 (38)	56 (25)	36 (16)
NR2E 300X75	94 (43)	70 (32)	43 (20)
NR2E 400X75	112 (51)	86 (39)	55 (25)
NR2E 500X75	112 (51)	86 (39)	55 (25)
NR2E 600X75	112 (51)	86 (39)	55 (25)



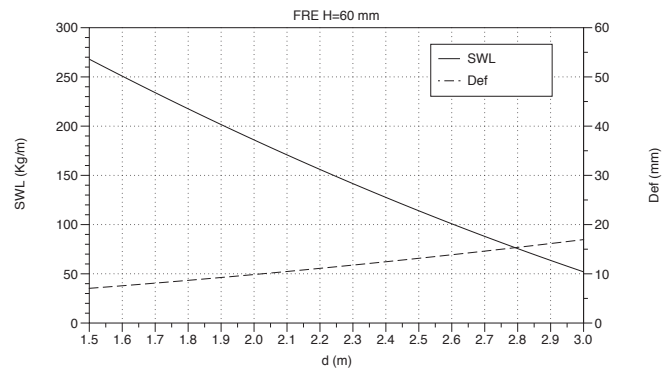


U FRE (IEC 61537)

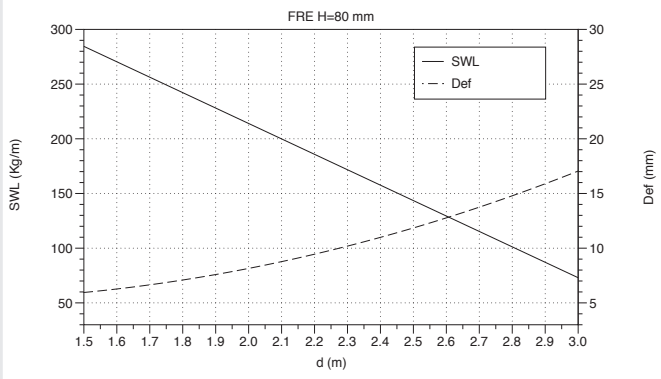
FRE H35



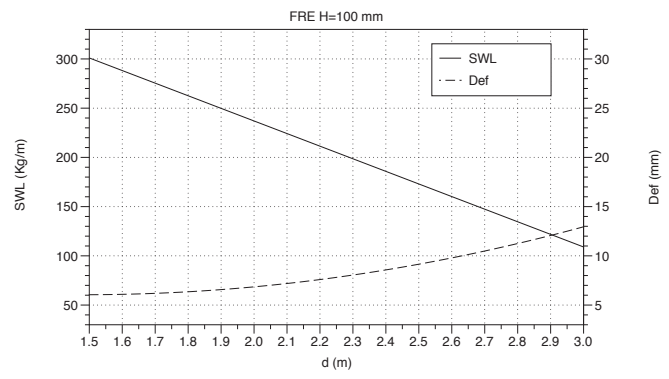
FRE H60



FRE H80



FRE H100



U FRE (NEMA VE1)

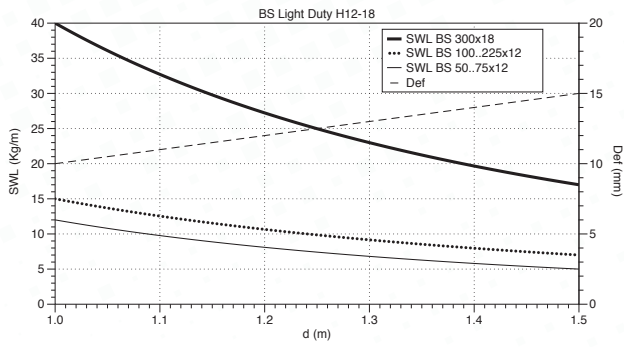
	FRE NEMA - PG/HDG			
	SWL kg/m (lb/ft)		Classification	
	5 ft 1,52 m	8 ft 2,44 m	5 ft 1,52 m	8 ft 2,44 m
FRE H35	111,5 (74,9)	43,6 (29,3)	5A	8AA
FRE H60	515,3 (346,3)	201,3 (135,3)	5C+	8C
FRE H80	-	467,2 (313,9)	-	8C+
FRE H100	-	467,2 (313,9)	-	8C+



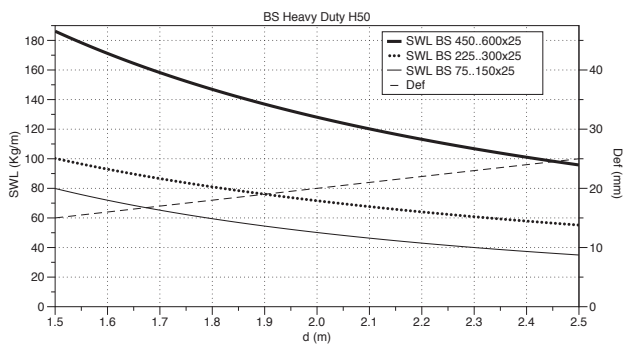


BS (IEC 61537)

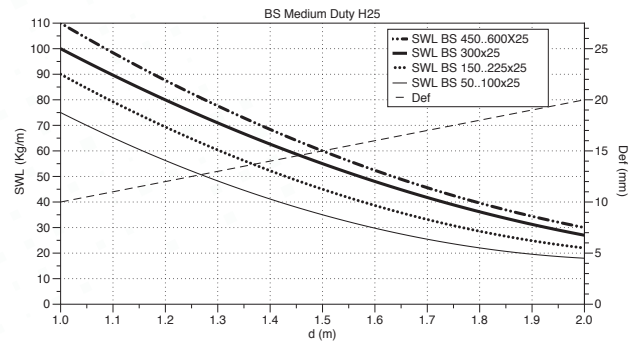
BS Light Duty H12 / H18



BS Heavy Duty H50



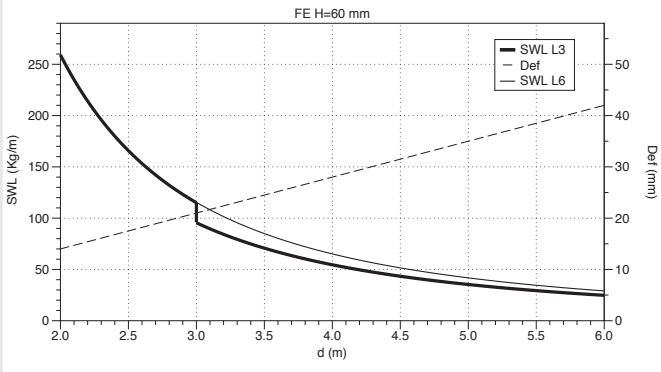
BS Medium Duty H25



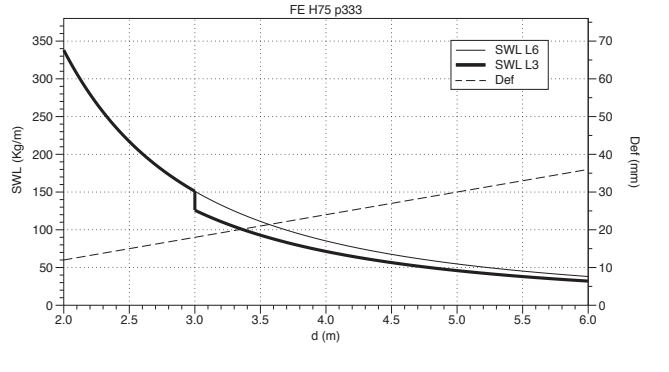


FE (IEC 61537)

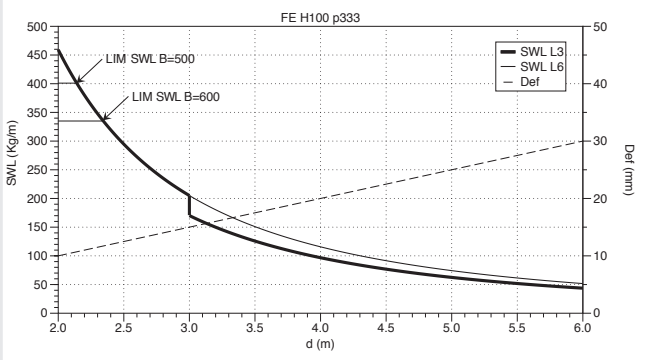
FE H60



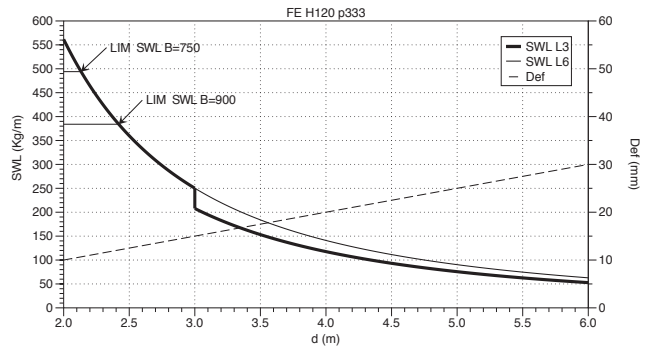
FE H75 p333



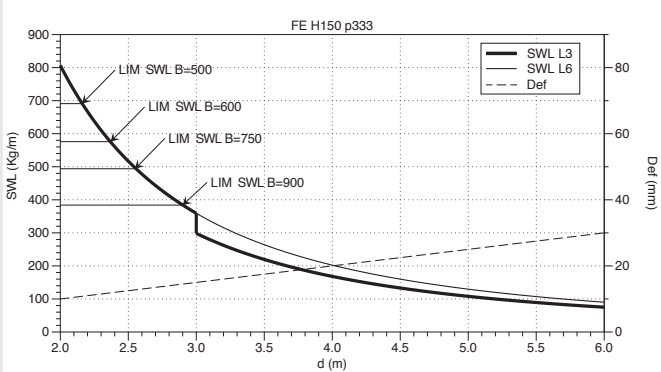
FE H100 p333



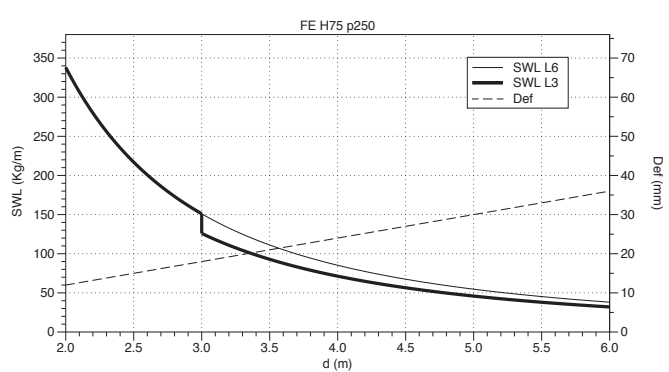
FE H120 p333



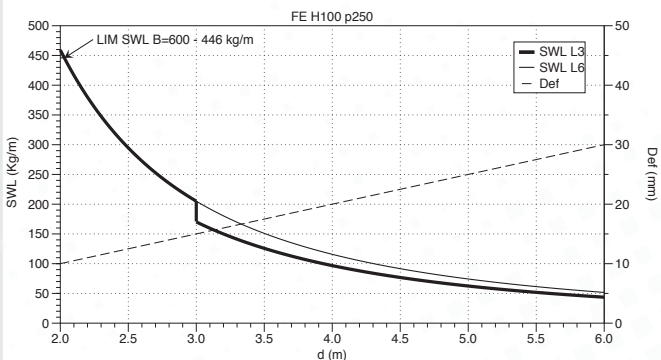
FE H150 p333



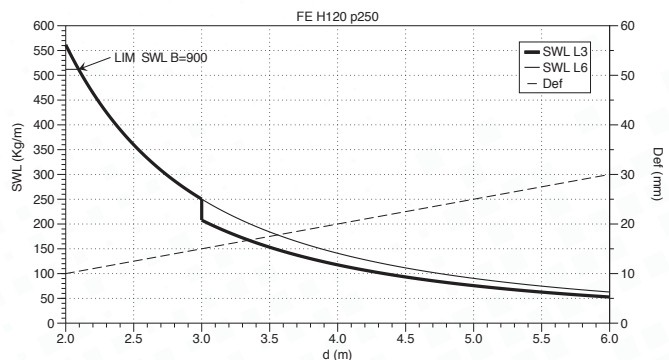
FE H75 p250



FE H100 p250

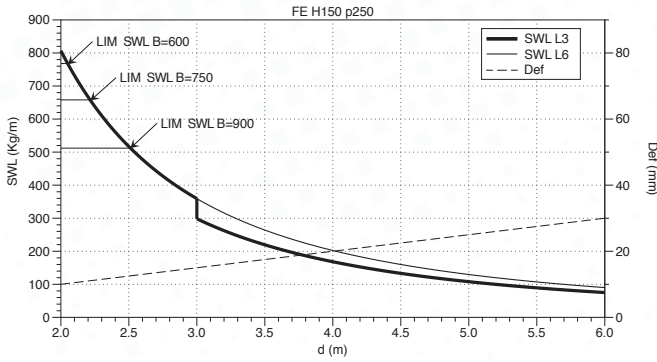


FE H120 p250





FE H150 p250



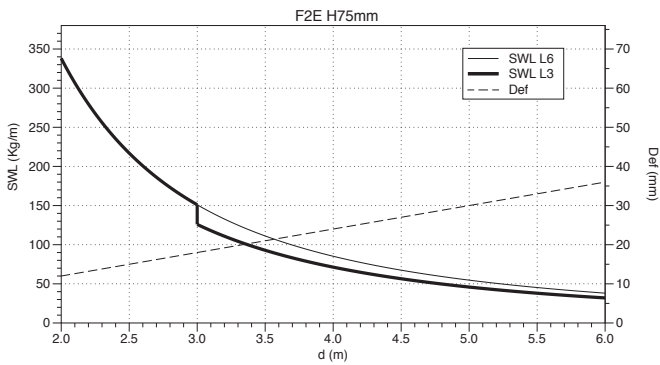
FE (NEMA VE1)

FE (NEMA VE 1)

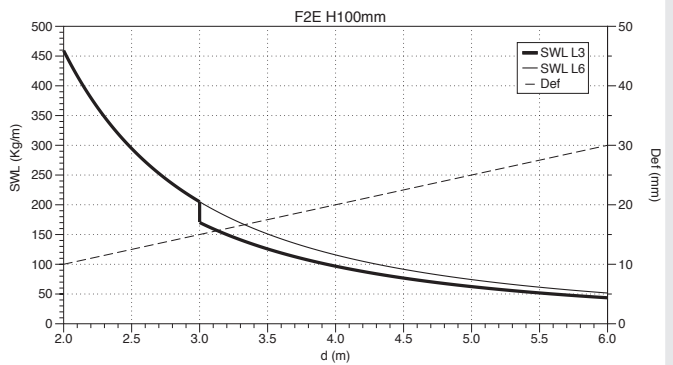
Side Rail (Hxe)	Class
60x1,5	8C-12A
75x1,5	8C-12A
75x2	8C-12B
100x1,5	12C-16A
100x2	12C-16A
120x1,5	12C-16A
120x2	12C-16B-20A
150x1,5	12C-16A
150x2	12C-16B-20A

F2E (IEC 61537)

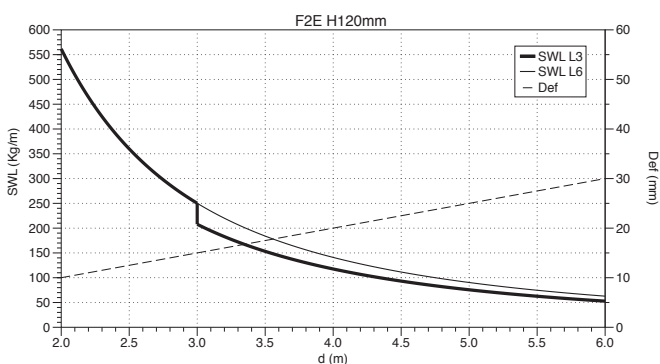
F2E H75



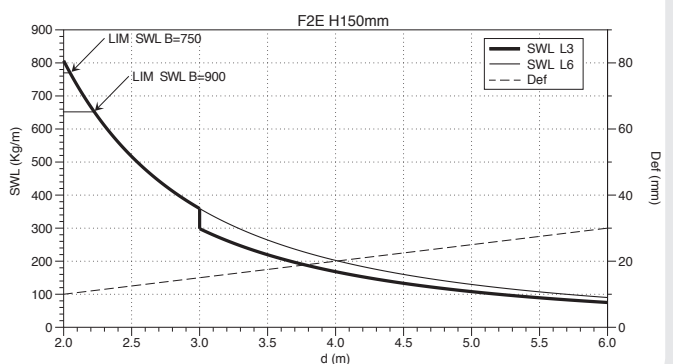
F2E H100



F2E H120



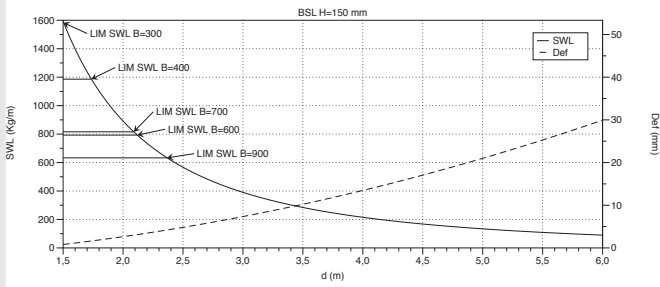
F2E H150





BSL (IEC 61537)

BSL H150



BSL/BSLR (NEMA VE1)

BSL (NEMA VE 1)

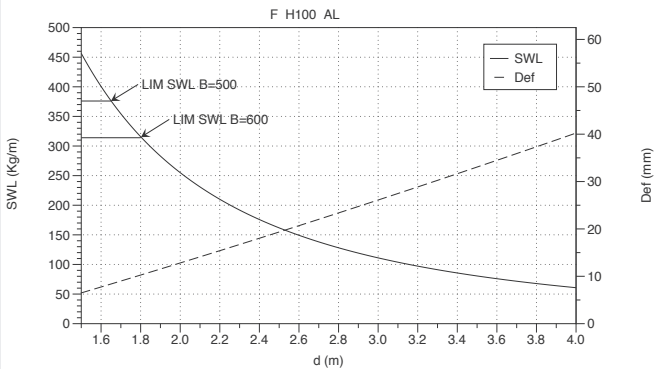
Side Rail (Hxe)	Class
100x1,5	12B - 16A
125x1,5	12C - 20A
150x2	16C - 20B

BSLR (NEMA VE 1)

Side Rail (Hxe)	Class
125x2	20B
150x2	20C

F AL (IEC 61537)

F H100 AL



F AL (NEMA VE1)

F AL (NEMA VE1)

Side Rail (Hxe)	Class
100x2	8C - 12A

I (NEMA VE1)

I

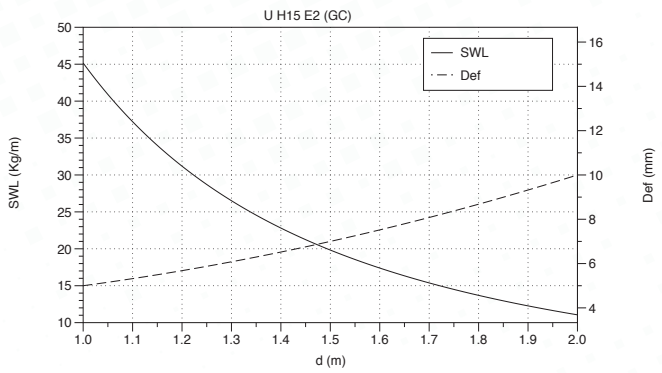
Side Rail	Class
IL4"	16A - 12C
IS4"	20A - 16B
IR4"	20B - 16C
IL5"	16A - 12C
IS5"	20A - 16B
IR5"	20B - 16C
IL6"	20A - 16B
IS6"	20B - 16C
IR6"	20C



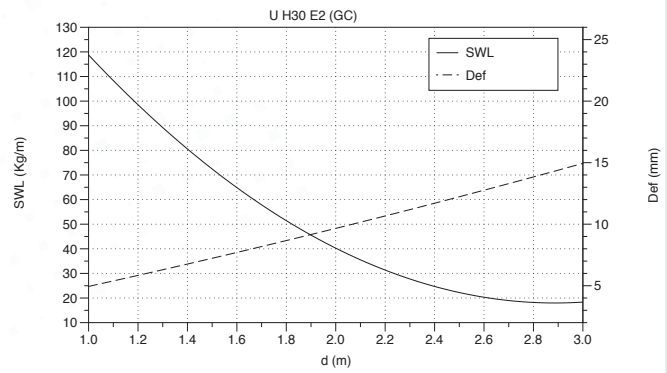


U (IEC 61537)

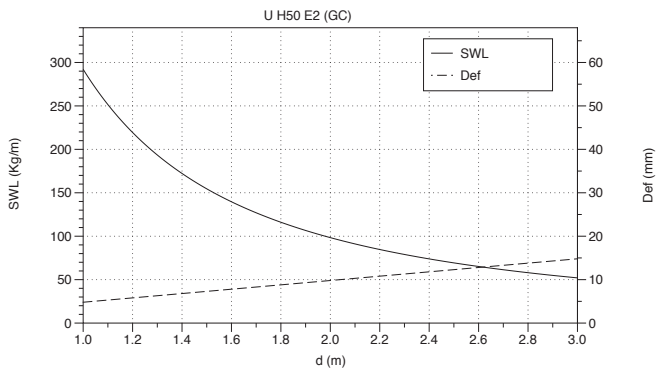
U H15 E2 (HDG)



U H30 E2 (HDG)



U H50 E2 (HDG)





BASORPLAST

BPE (IEC 61537)

MAX. 40°C			MAX. 60°C		
MODEL	SWL (Kg/m)		MODEL	SWL (Kg/m)	
	d= 1 m	d= 1,5 m		d= 1 m	d= 1,5 m
BPE-60x100	38	24	BPE-60x100	28	10
BPE-60x150	39	25	BPE-60x150	30	12
BPE-60x200	67	38	BPE-60x200	36	16
BPE-60x300	74	45	BPE-60x300	40	21
BPE-100x200	121	77	BPE-100x200	62	34
BPE-100x300	123	84	BPE-100x300	75	38
BPE-100x400	178	102	BPE-100x400	88	48
BPE-100x600	212	121	BPE-100x600	108	58



SUPPORTS (IEC 61537)

SHG 100... 600 40 °C UVM1 7035

MODEL	SWL (kg)	Def (mm)
SHG 100	166	2,5
SHG 150	105	3
SHG 200	125	4,5
SHG 300	291	8
SHG 400	207	20
SHG 600	148	15

SHG 100...600 60 °C UVM1 7035

MODEL	SWL (kg)	Def (mm)
SHG 100	113	2,5
SHG 150	95	3
SHG 200	120	4,5
SHG 300	178	8
SHG 400	160	20
SHG 600	113	15

SHG 100... 300 40 °C LH 7038

MODEL	SWL (kg)	Def (mm)
SHG 100 LH	132	2,5
SHG 200 LH	84	4,5
SHG 300 LH	176	8

SHG 100... 300 60 °C LH 7038

MODEL	SWL (kg)	Def (mm)
SHG 100 LH	105	2,5
SHG 200 LH	60	4,5
SHG 300 LH	134	8

SVG 100... 600 40 °C UVM1 7035

MODEL	SWL (kg)	Def (mm)
SVG 100	312	5
SVG 150	262	7
SVG 200	213	10
SVG 300	171	15
SVG 400	162	20
SVG 600	77	30

SVG 100... 600 40 °C UVM1 7035

MODEL	SWL (kg)	Def (mm)
SVG 100	150	5
SVG 150	130	7
SVG 200	110	10
SVG 300	90	15
SVG 400	80	20
SVG 600	40	30

SVG LH 7038 100... 300 40 °C

MODEL	SWL (kg)	Def (mm)
SVG 100 LH	170	5
SVG 200 LH	150	10
SVG 300 LH	100	15

SHG LH 7038 100... 300 60 °C

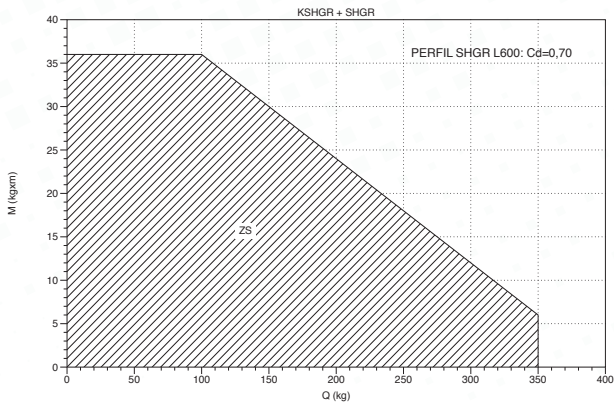
MODEL	SWL (kg)	Def (mm)
SHG 100 LH	136	5
SHG 200 LH	120	10
SHG 300 LH	100	15





SUPPORTS (IEC 61537)


KSHGR + SHGR




FIBERTRAV (UL568 / NEMA FG1)


EFV (UL568 - NEMA FG1)

Side Rail	Class
3S	8C/12A
4S	12C/16A
6L	20A
6S	20B
6R	20C






308_402_05-2026



308_402_05-2026





308_002_05-2026