



# IT-01

SISTEMI E SOLUZIONI  
PER LA GESTIONE DEI CAVI

**DESCRIPCIÓN / DESCRIPTION / DESCRIÇÃO / LEÍRÁS / BESCHREIBUNG / ОПИС / POPIS**

	ÁREA ÚTIL / FILL AREA / SURFACE UTILE / AREA DI RIEMPIMENTO / ÁREA ÚTIL / FELHSZNÁLÁSI TERÜLET / NUTFLÄCHE / РАБОЧАЯ ОБЛАСТЬ / ÚLOŽNÁ PLOCHA
	MONTAJE / MOUNTING / MONTAGE / MONTAGGIO / MONTAGEM / SZERELÉS / MONTAGE / МОНТАЖ / MONTÁŽ
	TORNILLERIA / BOLTS / BOULONNERIE / BULLONERIA / PARAFUSOS / CSAVAROK / SCHRAUBENARTIKEL / БОЛТЫ / ŠROUB VRATOVÝ M6X14 S MATICÍ LÍMCOVOU
	NO SE NECESITA TORNILLERIA / NO BOLTS REQUIRED / MONTAGE SANS BOULONNERIE / NON SI NECESSITA NESSUN BULLONERIA / NÃO NECESSITA DE PARAFUSOS / CSAVAROK NEM SZÜKSÉ-GES / BENÖTIGT KEIN SCHRAUBENARTIKEL / БОЛТЫ НЕ ТРЕБУЮТСЯ / NEVYŽADUJE ŠROUBY
	FIJACIÓN DE TAPA POR PRESIÓN (SIN ACCESORIOS) / SNAP IN COVER (NO ACCESSORIES) / FIXATION COUVERCLE À PRESSION / CHIUSURA A PRESSIONE SENZA ACCESSORI / FIXAÇÃO DA TAMPA POR PRESSÃO (SEM ACESSÓRIOS) / FELPATTÍNTHATÓ FEDŐ / DECKELBEFESTIGUNG AUF DRUCK / OHNE VERBINDUNGSTÜCKE / ЗАЩЕЛКИВАЮЩАЯСЯ КРЫШКА (АКЦЕССУАРОВ НЕ ТРЕБУЕТСЯ) / ZACVAKÁVACÍ VÍKO (BEZ PŘÍSLUŠENSTVÍ)
	SISTEMA ENCHUFABLE / SELF COUPLING SYSTEM / SYSTÈME EMBOITABLE / INNESTO ERE / SISTEMA DE ENCAIXE / PLUG-IN / ÖSSZETOLHATÓ KIVITEL / EINSTECKBARES SYSTEM / БЕЗВИНТОВОЕ СОЕДИНЕНИЕ / ZÁSUVNÝ SYSTÉM
	RECOMENDADO PARA BAJANTES/ RECOMMENDED FOR DOWNPIPES/ RECOMMANDÉ POUR LES TUYAUX DE DESCENTE/ CONSIGLIATO PER PLUVIALI/ RECOMENDADO PARA DOWNPIPES/ AJÁNLOTT LEFOLYÓCSÖVEK/ FÜR REGENFALLROHRE EMPFOHLEN/ РЕКОМЕНДУЕТСЯ ДЛЯ ВОДОСТОЧНЫХ ТРУБ/ ODPORÚČA SA PRE ZVODOV
	RECOMENDADO PARA INSTALACIONES SUJETAS A LA ACCION DEL VIENTO / RECOMMENDED FOR INSTALLATIONS WITH WIND / RECOMMANDÉ POUR INSTALLATIONS AVEC VENT / CONSIGLIATO PER IMPIANTI CON WIND / RECOMENDADO PARA INSTALAÇÕES COM VENTO / AJÁNLOTT LÉTESÍTMÉNYEK SZÉL / FÜR ANLAGEN MIT WIND EMPFOHLEN / РЕКОМЕНДУЕТСЯ ДЛЯ УСТАНОВКИ С ВЕТРОВЫМИ / ODPORÚČAME PRE INŠTALÁCIE S VETROM
	BANDEJA HILO ENCAJABLE / STACKABLE WIRE MESH TRAY / CHEMIN DE CÂBLE EN FIL EMBOITABLE / CANALA A RETE IMPILABILE / CALHA DE VARÃO DE ENCAIXE / PRAKTIKUSAN RAKTÁROZHATÓ HÁLÓS KÁBELTÁLCA / GITERRINNE STAFFELBAR / СОСТАВНОЙ ПРОВОЛОЧНЫЙ ЛОТОК / DRÁTĚNÝ ŽLAB ZASOUVATELNÝ
	BANDEJA DE HILO / WIRE MESH TRAY / CDC EN FIL / CALHA DE VARÃO / HÁLÓS KÁBELTÁLCA / GITERRINNE / ПРОВОЛОЧНЫЙ ЛОТОК / DRÁTĚNÝ ŽLAB
	UN TORNILLO EN CADA LADO / A SCREW INTO EACH SIDE / UNE VIS DANS CHAQUE CÔTÉ / UNA VITE IN OGNI LATO / UM PARAFUSO EM CADA LADO / EGY-EGY CSAVAR MIND KÉT OLDALÁRA / EINE SCHRAUBE AUF JEDER SEITE / ŠROUB NA KAŽDÉ STRANĚ
	UN TORNILLO EN CADA LADO Y UNO EN LA BASE / A SCREW INTO EACH SIDE AND ANOTHER ONE IN THE BASE / UNE VIS DANS CHAQUE CÔTÉ ET UN DANS LA BASE / UNA VITE IN OGNI LATO E ALTRO SULLA BASE / UM PARAFUSO EM CADA LADO E OUTRO NA BASE / EGY-EGY CSAVAR MIND KÉT OLDALÁRA ÉS EGY ALULRA IS / EINE SCHRAUBE AUF JEDER SEITE UND EINE IN DER BASE / ŠROUB NA KAŽDÉ STRANĚ A DALŠÍ V ZÁKLADN
	INCLUYE /INCLUDE / COMPREND / COMPRENDE / INCLUI / TARTALMAZZA / ES UMFASST/OHA ВКЛЮЧАЕТ В СЕБЯ/OBSAHUJE
	FIJACIÓN A PARED POR UN LATERAL/ FIXING A WALL ON ONE SIDE/ FIXER UN MUR SUR UN CÔTÉ/ FISSAGGIO A PARETE SU UN LATO / A FIXAÇÃO DE UM PAREDE DE UM LADO/ RÖGZÍTÉSE FALAK AZ EGYIK OLDALON/ FESTSETZUNG EINE WAND AUF EINER SEITE/ ФИКСИРУЮА WALL НА ОДНОЙ СТОРОНЕ/ UPEVNENIE MŮR NA JEDNEJ STRANE
	SISTEMA ENCHUFABLE / SELF COUPLING SYSTEM / SYSTÈME EMBOITABLE / INNESTO ERE / SISTEMA DE ENCAIXE / PLUG-IN / ÖSSZETOLHATÓ KIVITEL / EINSTECKBARES SYSTEM / БЕЗВИНТОВОЕ СОЕДИНЕНИЕ / ZÁSUVNÝ SYSTÉM
	BANDEJA DE CHAPA / METAL TRAYS / CHEMIN DE CÂBLE TÔLE / CANALIZZAZIONI METALLICHE / CALHA DE CHAPA / FÉM KÁBELTÁLCA / KABELRINNE / МЕТАЛЛИЧЕСКИЕ ЛОТКИ / KABELOVÝ ŽLAB
	BANDEJA DE HILO / WIRE MESH TRAY / CDC EN FIL / CALHA DE VARÃO / HÁLÓS KÁBELTÁLCA / GITERRINNE / ПРОВОЛОЧНЫЙ ЛОТОК / DRÁTĚNÝ ŽLAB
	BANDEJA ESCALERA / CABLE LADDER / ECHELLE À CÂBLES / SCALETTA / CALHA DE ESCADA / KÁBELLÉTRA / KABELLEITER / ЛЕСТНИЧНЫЙ ЛОТОК / KABELOVÝ ŽEBŘÍK
	FIJACIÓN POR CARA CERRADA/ FIXING CLOSED FACE/ FIXANT VISAGE FERMÉ/ FISSAGGIO FRONTE CHIUSO/ FIXAÇÃO FACE FECHADA/ RÖGZÍTŐ ZÁRT FACE/ BEFESTIGUNG GESCHLOSSEN GESICHT/ КРЕПЕЖНАЯ ЗАМКНУТАЯ ГРАНЬ/ FIXING ZATVORENÉ FACE
	FIJACIÓN POR CARA ABIERTA/ FIXING FOR OPEN FACE/ FIXATION POUR OUVRIER VISAGE/ STABILISCE, PER IL VISO APERTO/ QUE FIXA, PARA A CARA ABERTA/ ÉVRE TÖRTÉNŐ MEGHATÁROZÁSÁRÓL SZÓLÓ NYÍLT ARCA/ BEFESTIGUNG FÜR OFFENE GESICHT/ КРЕПЕЖНЫМ ОТКРЫТОЕ ЛИЦО/ KTORÝM SA NA ODKRYTÚ TVÁROU
	SOPORTES / SUPPORTS / SUPPORTS / SUPPORTI / SUPORTES / EGYSZERŰ TARTÓK / KONSOLEN / СУППОРТЫ / VÝLOŽNÍK
	SOPORTES PARED / WALL BRACKETS / SUPPORTS MURAUX / STAFFAGGIO A PARETE / SUPORTE DE PAREDE / OLDALFALI TARTÓ / WANDKONSOLEN / НАСТЕННЫЕ КРОНШТЕЙНЫ / VÝLOŽNÍK NÁSTĚNNÝ
	SOPORTES DE TECHO / CEILING BRACKETS / SUPPORTS PLAFOND / STAFFE A SOFFITTO / SUPORTES DE TECTO / MENNYEZETI TARTÓK / KONSOLEN DECKE / ПОТОЛОЧНЫЕ КРОНШТЕЙНЫ / SYSTÉM ZÁVĚSŮ
	SOPORTES BÓVEDA / ROUND CEILING BRACKETS / SUPPORTS PAROI / STAFFE PER TUNNEL / SUPORTES DE ABÓBODAS / BOLTÍVES TARTÓ / KONSOLEN GEWÖLBE / КРОНШТЕЙНЫ ДЛЯ СВОДЧАТЫХ ПОТОЛКОВ / VÝLOŽNÍK KLENBA
	SOPORTE INDIVIDUAL DE SUELO / INDIVIDUAL FLOOR BRACKET / SUPPORT INDIVIDUEL AU SOL / STAFFE A PAVIMENTO / SUPORTE INDIVIDUAL DE CHÃO / TALAJKÖVETŐ TARTÓK / INDIVIDUELLE KONSOLE FÜR BODEN / ИНДИВИДУАЛЬНЫЙ НАПОЛЬНЫЙ ДЕРЖАТЕЛЬ / PODLAHOVÁ PODPĚRA

**DESCRIPCIÓN / DESCRIPTION / DESCRIÇÃO / LEÍRÁS / BESCHREIBUNG / ОПИС / POPIS**

	SOPORTES MODULARES / MODULAR SUPPORTS / SUPPORTS MODULAIRES / SUPPORTI MODULARI / SUPORTES MODULARES / TARTÓ RENDSZER / MODULARE KONSOLEN / МОДУЛЬНЫЕ СУППОРТЫ / MODULÁRNÍ PODPĚRY
	SOPORTES MODULARES PARA BÓVEDAS / MODULAR SUPPORTS FOR TUNNELS / SUPPORTS MODULAIRES POUR PAROIS / SUPPORTI MODULARI PER TUNNELS / SUPORTES MODULARES PARA ABÓBODAS / BOLTÍVES TARTÓ RENDSZEREK / MODULARE KONSOLEN FÜR UNREGELMÄSSIGE GEWÖLBE / МОДУЛЬНЫЕ СУППОРТЫ ДЛЯ ТОННЕЛЕЙ / VARIABILNÍ SYSTÉM PRO TUNELY
	SOPORTE MODULAR DE SUELO / MODULAR FLOOR BRACKET / SUPPORT MODULAIRE AU SOL / STAFFE MODULARI A PAVIMENTO / SUPORTE MODULAR DE CHÃO / TALPAS TARTÓ RENDSZEREK / MODULARE KONSOLE FÜR BODEN / МОДУЛЬНЫЙ НАПОЛЬНЫЙ ДЕРЖАТЕЛЬ / MODULÁRNÍ PODLAHOVÁ STOJNY
	CANAL CON BRIDA IK10 / PVC TRAY+IK10 RETAINER / GOULOTTE +BRIDE IK10 / CANALE IN PVC+IK10 ... / CALHA COM PEÇA DE APERTO IK10 / PEREMES CSATORNA / KANAL MIT FLANSCH / ЛОТОК ИЗ ПВХ С ДЕРЖАТЕЛЕМ IK 10 / VÝSTUHA ŽLABU (IK10)
	CANAL SIN BRIDA IK10 / PVC TRAY W / O IK10 RETAINER / CANALE IN PVC W / O IK10.. / GOULOTTE SANS BRIDE / CALHA SEM PEÇA DE APERTO IK10 / SIMA CSATORNA / KANAL OHNE FLANSCH / ЛОТОК ИЗ ПВХ БЕЗ ДЕРЖАТЕЛЯ IK 10 / PVC ŽLAB (IK07)
	CANAL MACIZA / SOLID BOTTOM / GOULOTTE À PAROI PLEINE / FONDO SOLIDO / CALHA MACIÇA / TÖMÖR CSATORNA / KANAL MASSIV / ЦЕЛЬНЫЙ ПРОФИЛЬ / ŽLAB PLNÝ
	CANAL ALVEOLAR / ALVEOLAR STRUCTURE / GOULOTTE ALVÉOLAIRE / STRUTTURA ALVEOLARE / CALHA ALVEOLAR / SZENDVICS SZERKEZETŰ CSATORNA / KANAL MIT HOHLKAMMER / ЯЧЕЙСТЫЙ ПРОФИЛЬ / ŽLAB ODLEHČENÝ
	TRANSITABLE/PASSABLE/CIRCULABLES/CALPESTABILE/TRANSITÁVEIS/JÁRHATÓ/BEFAHRBAREN/ЭКСПЛУАТИРУЕМАЯ/POCHÓDZNEJ
	NO TRANSITABLE/ NO PASSABLE/NO CIRCULABLES/ NO CALPESTABILE/ NO TRANSITÁVEIS/ NO JÁRHATÓ/NO BEFAHRBAREN/ НЕТ ЭКСПЛУАТИРУЕМАЯ/ NIE POCHÓDZNEJ
	INCORPORA CIERRE POR TORNILLOS DE ¼ DE VUELTA / INCLUDES ¼-TURN SCREW CLOSING / COMPREND LA FERMETURE QUART DE TOUR / INCLUDE LA CHIUSURA A QUARTO DI GIRO / INCLUI FECHO DO PARAFUSO DE ¼-VOLTA
	LLAVE ALLEN / HEX KEY / CLÉ ALLEN / CHIAVE A BRUGOLA / CHAVE SEXTAVADA / IMBUSZKULCS / INNENSECHSKANT / ШЕСТИГРАННЫЙ КЛЮЧ / KLÍČOVÝM HEX
	CORTE EN OBRA/ CUT WORK/ CUT TRAVAIL/ TAGLIO DI LAVORO/ TRABALHO CUT/ MEGMUNKÁLÁS/ CUT WORK/ CUT РАБОТЫ/ CUT PRÁCE
	ELEMENTOS DE FIJACIÓN A VIGAS / ELEMENTI DI FISSAGGIO / ELEMENTOS DE FIXAÇÃO PARA VIGAS / /// UCHYČENÍ NA OCELOVÝ NOSNÍK I
	ELEMENTOS ROSCADOS / SCREWED ELEMENTS / ELEMENTS FILETÉS / FISSAGGIO A PARETE PER PROFILI / VARÕES ROSCADOS / CSAVAROK / GESCHRAUBTE ELEMENTE / РЕЗЬБОВЫЕ ЭЛЕМЕНТЫ / UCHYČENÍ ZÁVITOVOU TYČÍ
	SOPORTE COLUMPIO / CEILING SUSPENDED SUPPORT / SUPPORT BALANCELLE / SOSTEGNO SOSPESO A SOFFITTO / SUPORTES EM SUSPENSÃO / KÉTOLDALT FÜGGESZTETT TARTÓ / KONSOLE GEWINDESTABAVHÄNGUNG / ПОТОЛОЧНЫЙ СУППОРТ ДЛЯ ПОДВЕСА / PROFILOVÁ LIŠTA
	PERFILES PARA CUADROS ELÉCTRICOS / PROFILES FOR ELECTRICAL PANELS / RAILS POUR ARMOIRES ÉLECTRIQUES / PROFILI PER PANNELLI ELETTRICI / TUBO FLESSIBILE (HALOGEN FREE) / PERFIS PARA QUADROS ELÉCTRICOS / PROFILOK ELEKTROMOS SZEKRENYEKHEZ / PERFILE FÜR SCHALTSCHRÄNKE / ПРОФИЛИ ДЛЯ РАСПРЕДЕЛИТЕЛЬНЫХ ЩИТОВ / DIN LIŠTY PRO ROZVADĚČOVÉ LIŠTY
	CANALES RANURADAS PARA CUADROS ELÉCTRICOS / SLOTTED TRUNKING FOR ELECTRICAL PANELS / GOULOTTES DE CABLAGE / GUARNIZIONE / CALHAS RANHURADAS PARA QUADROS ELÉCTRICOS / FÉSŰS KÁBELRENDEZŐ CSATORNA / VERDRAHTUNGSKANÄLE FÜR SCHALTSCHRÄNKE / ПЕРФОРИРОВАННЫЙ КОРОБ ДЛЯ РАСПРЕДЕЛИТЕЛЬНЫХ ЩИТОВ / ROZVADĚČOVÉ LIŠTY
	DERIVACIÓN TOMA TIERRA / EARTHING CLAMP / DÉRVATION PRISE À TERRE / MORSETTO DI MESSA A TERRA / DERIVAÇÃO DE TERRA / FÖLDELÉS / ABLEITUNG ERDUNG / ЗАЕМЛЯЮЩАЯ КЛЕММА / ZEMNICÍ SVORKA
	SOLAR / SOLAR / SOLAIRE / SOLARE / SOLAR / NAP / SOLAR / СОЛНЕЧНАЯ / SLUNEČNÍ
	NO NECESITA MANGUITO DE UNIÓN / NO UNION-SLEEVE NEEDED / ASSEMBLAGE SANS MANCHON / NON NECESSITA MANICOTTO/GUAINA D'UNIONE / NÃO NECESSITA DE UNIÃO / NEM SZÜKSÉGES TOLDÓ / BENÖTIGT KEINE VERBINDUNGSMUFFE / НЕ ТРЕБУЕТСЯ СОЕДИНИТЕЛЬ / NENÍ POTŘEBA SPOJKY
	RESISTENCIA A LA COMPRESIÓN SEGÚN UNE-EN 61386 / COMPRESSION RESISTANCE ACCORDING TO UNE-EN 61386 / RÉSISTANCE À LA COMPRESSION SELON UNE-EN 61386 / RESISTÊNCIA À COMPRESSÃO SEGUNDO A NORMA UNE-EN 61386 / NYOMÁS ÁLLÓ AZ UNE-EN 61381 NORMA SZERINT / KOMPRIMERINGSRESISTENZ LAUT UNE-EN 61386 / ПОКАЗАТЕЛЬ УСТОЙЧИВОСТИ К КОМПРЕССИИ УКАЗАН В СООТВЕТСТВИИ СО СТАНДАРТОМ UNE-EN 61386 / ODOLNOST PROTI TLAKU DLE UNE-EN 61386
	RESISTENCIA AL IMPACTO SEGÚN UNE-EN 61386 / IMPACT RESISTANCE ACCORDING TO UNE-EN 61386 / RÉSISTANCE AU CHOC MÉCANIQUE SELON UNE-EN 61386 / RESISTÊNCIA AO IMPACTO SEGUNDO A NORMA UNE-EN 61386 / ŰTÉSÁLLÓ AZ UNE-EN 61386 NORMA SZERINT / SCHLAGZÄHIGKEIT LAUT UNE-EN 61386 / SCHLAGZÄHIGKEIT LAUT UNE-EN 61386 / ПОКАЗАТЕЛЬ УСТОЙЧИВОСТИ К ВОЗДЕЙСТВИЮ ВНЕШНИХ ФАКТОРОВ ПРИВЕДЕН В СООТВЕТСТВИИ СО СТАНДАРТОМ UNE-EN 61386 / ODOLNOST PROTI NÁRAZU DLE UNE-EN 61386
	LIBRE DE HALÓGENOS / HALOGEN FREE / SANS HALOGÈNE / SENZA ALOGENO / LIVRE DE HALOGÊNIO / HALOGÉN MENTES / HALOGEN FREI / БЕЗ ГАЛОГЕНА / BEZ HALOGENŮ
	CURVABLE CON APLICACIÓN DE CALOR/ FOLDING WITH HEAT/ PLIAGE AVEC LA CHALEUR/ PIEGHEVOLE CON IL CALORE/ DOBRÁVEL COM APLICAÇÃO DE CALOR/ ÖSSZECSUKHATÓ HŐVEL/ FOLDING MIT WÄRME/ СКЛАДНЫЕ С ВЫСОКОЙ ТЕМПЕРАТУРОЙ/ SKLADACIE S TEPLOM



APILABLE EN VARIOS NIVELES EN VERTICAL/ APILABLE IN VARIOUS LEVELS IN VERTICAL/ APILABLE DANS DIFFERENTS NIVEAUX EN VERTICAL/ APILABLE IN VARI LIVELLI IN VERTICALE/ APILABLE EM VÁRIOS NÍVEIS NA VERTICAL/ APILABLE KÜLÖNBÖZŐ SZINTEKEN FÜGGŐLEGES/ APILABLE IN VERSCHIEDENEN EBENEN IN VERTICAL/ APILABLE В РАЗЛИЧНЫХ УРОВНЕЙ В ВЕРТИКАЛЬНОМ/ APILABLE NA RÔZNYCH POSTOCH VO VERTIKÁLNYCH



ENCAJABLE/ STACKABLE/ EMPILABLE/ IMPILABILE/ STACKABLE/ RAKÁSOLHATÓ/ STAPELBAR/ STACKABLE



CLASIFICACIÓN HILO INCANDESCENTE SEGÚN UNE-EN 60695/ GLOW WIRE CLASSIFICATION UNE-EN 60695/ GLOW WIRE CLASSIFICAZIONE UNE-EN 60695/ GLOW FIO CLASSIFICAÇÃO UNE-EN 60695/ IZZÍTÓSZÁLAS BESOROLÁS UNE-EN 60695/ GLÜHDRAHT KLASSIFIKATION UNE-EN 60695/ РАСКЛЕННЫЙ ПРОВОД КЛАССИФИКАЦИЯ UNE-EN 60695/ HORÚCOU KLASIFIKÁCIA UNE-EN 60695



SISTEMA PLÁSTICO RESISTENTE A AMBIENTES HÚMEDOS/ SALINOS Y QUÍMICAMENTE AGRESIVOS S/ DIN 8061 E ISO/TR 10358 / PLASTIC SYSTEM RESISTANT TO HUMIDITY/ SALTY AND CHEMICAL ENVIRONMENTS ACCORDING TO DIN 8061 AND ISO/TR 10358 / SYSTÈME PLASTIQUE RÉSISTANT AUX ENVIRONNEMENTS HUMIDES/ SALINS ET CHIMIQUÉMENT AGRESSIFS SELON DIN8061 ET ISO/TR 10358 / SISTEMA PLÁSTICO RESISTENTE A AMBIENTES HÚMIDOS/ SALINOS E QUIMICAMENTE AGRESSIVOS/ SEGUNDO NORMA S/ DIN 8061 E ISSO/TR 10358 / PÁRÁS SÓS KÉMIAI KÖRNYEZETBEN ALKALMAZHATÓ DIN 8061/ISO/TR 10358 / PLASTISCHES SYSTEM/ RESISTENZ IN FEUCHTEM/ SALZHALTIGEM UND CHEMISCHEN MEDIUM S/ DIN 8061 E ISO/TR 10358 / ПОКАЗАТЕЛЬ УСТОЙЧИВОСТИ ПЛАСТИКОВОЙ СИСТЕМЫ К ВЛАЖНОСТИ, НАХОЖДЕНИЮ В СОЛЕНОЙ ИЛИ ХИМИЧЕСКОЙ СРЕДЕ УКАЗАН В СООТВЕТСТВИИ СО СТАНДАРТОМ DIN 8061 И ISO/TR 10358 / PLAST.SYSTÉM ODOLNÝ VŮČI VLNKOSTI, SLANÉMU A CHEMICKÉMU PROSTŘEDÍ DLE DIN 8061 A ISO / TR 10358


ZS	ACERO GALVANIZADO SENDZIMIR / PRE GALVANISED STEEL / ACIER À GALVANISATION SENDZIMIR / AÇO COM GALVANIZAÇÃO SENDZIMIR / SZALAGHORGANYZOTT / STAHL SENDZIMIR VERZINKT / ПРЕДВАРИТЕЛЬНО ГАЛЬВАНИЗИРОВАННАЯ СТАЛЬ / SENDZIMIROVÉ ZINKOVÁNO
GC	ACERO GALVANIZADO EN CALIENTE / HOT DIP GALVANISED / ACIER GALVANISÉ À CHAUD / AÇO COM GALVANIZAÇÃO A QUENTE APÓS MAQUINAÇÃO / TŰZIHORGANYZOTT / STAHL HOT DIP / ГОРЯЧАЯ ГАЛЬВАНИЗАЦИЯ / ŽÁROVÉ ZINKOVÁNO
GC70	ACERO GALVANIZADO EN CALIENTE CON ESPESOR MÍNIMO DE 70 µm / HOT DIP GALVANISED WITH MINIMUM THICKNESS OF 70 µm / ACIER GALVANISÉ À CHAUD D'UNE ÉPAISSEUR MINIMALE DE 70 µm / AÇO COM GALVANIZAÇÃO A QUENTE APÓS MAQUINAÇÃO COM ESPESURA MÍNIMA DE 70 µm / TŰZIHORGANYZOTT AZ MINIMÁLIS VASTAGSÁGA 70 µm / STAHL HOT DIP MIT EINER MINDESTDICKE 70 µm / ГОРЯЧАЯ ГАЛЬВАНИЗАЦИЯ ТОЛЩИНОЙ НЕ МЕНЕЕ 70 µm / ŽÁROVÉ ZINKOVÁNO O MINIMÁLNI TLOUŠŤCE 70 µm
GC85	ACERO GALVANIZADO EN CALIENTE CON ESPESOR MÍNIMO DE 85 µm / HOT DIP GALVANISED WITH MINIMUM THICKNESS OF 85 µm / ACIER GALVANISÉ À CHAUD D'UNE ÉPAISSEUR MINIMALE DE 85 µm / AÇO COM GALVANIZAÇÃO A QUENTE APÓS MAQUINAÇÃO COM ESPESURA MÍNIMA DE 85 µm / TŰZIHORGANYZOTT AZ MINIMÁLIS VASTAGSÁGA 85 µm / STAHL HOT DIP MIT EINER MINDESTDICKE 85 µm / ГОРЯЧАЯ ГАЛЬВАНИЗАЦИЯ ТОЛЩИНОЙ НЕ МЕНЕЕ 85 µm / ŽÁROVÉ ZINKOVÁNO O MINIMÁLNI TLOUŠŤCE 85 µm
ZAM3K	ACERO PREGALVANIZADO ACABADO Zn-Al-Mg CON RESISTENCIA MÍNIMA A LA CORROSIÓN DE 3000 H / PRE GALVANISED STEEL Zn-Al-Mg FINISH WITH MINIMAL RESISTANCE TO CORROSION OF 3000 H / ACIER PRE-GALVANISE, FINITION ZN-AL-MG AVEC UNE RESISTANCE MINIMALE A LA CORROSION DE 3000 H / AÇO PRÉ-GALVANIZADO COM ACABAMENTO Zn-Al-Mg COM RESISTÊNCIA MÍNIMA À CORROSIÃO DE 3000 H / ELŐRE GALVANIZÁLT ACÉL ZN-AL-MG KIVITELBEN, MINIMÁLIS KORRÓZIÓÁLLÓSÁGGAL 3000 H / VORGALVANISIERTER STAHL Zn-Al-Mg-FINISH MIT MINIMALER KORROSIONSBESTÄNDIGKEIT VON 3000 H / ПОПЕРЕДНЬО ОЦИНКОВАНА СТАЛЬ, ПОКРИТТЯ ZN-AL-MG З МІНІМАЛЬНОЮ СТІЙКІСТЮ ДО КОРОЗІЇ 3000 ГОДИН / PŘEDEM POZINKOVANÁ OCEL S POVRCHOVOU ÚPRAVOU ZN-AL-MG S MINIMÁLNÍ ODOLNOSTÍ PROTI KOROZI 3000 H
EZ	ACERO ELECTROZINCADO / ELECTROZINC COATING / ACIER ELECTROZINGUÉ / AÇO ELECTROZINCADO / ELEKTROGALVANIKUS BEVONAT / STAHL ELEKTROLYTISCH VERZINKT / ОЦИНКОВОЕ ПОКРЫТИЕ / GALVANICKY ZINKOVÁNO
EZ 1000	ACERO ELECTROZINCADO CON RESISTENCIA MÍNIMA A LA CORROSIÓN DE 1000 H / ELECTROZINC COATING WITH MINIMAL RESISTANCE TO CORROSION OF 1000 H / ACIER ELECTROZINGUÉ AVEC RÉSISTANCE À LA CORROSION MINIMAL DE 1000 H / AÇO ELECTROZINCADO COM RESISTÊNCIA MÍNIMA À CORROSIÃO 1000 H / ELEKTROGALVANIKUS BEVONAT MINIMÁLIS ELLENÁLLÁSSAL KORRÓZIÓ 1000 H / STAHL ELEKTROLYTISCH VERZINKT MIT MINIMALEM KORROSIONSBESTÄNDIGKEIT VON 1000 H / ОЦИНКОВОЕ ПОКРЫТИЕ С МИНИМАЛЬНОЙ КОРРОЗИОСТОЙКОСТИ 1000 H / GALVANICKY ZINKOVÁNO S MINIMÁLNÍ ODOLNOST PROTI KOROZI ČINÍ 1000 H
i304	ACERO INOXIDABLE AISI 304 / STAINLESS STEEL AISI 304 / ACIER INOXIDABLE AISI 304 / AÇO INOXIDÁVEL AISI 304 / ROZSDAMENTES INOX 304 / EDELSTAHL AISI 304 / НЕРЖАВЕЮЩАЯ СТАЛЬ AISI 304 / NEREZOVÁ OCEL AISI 304
i316	ACERO INOXIDABLE AISI 316 / STAINLESS STEEL AISI 316 / ACIER INOXIDABLE AISI 316 / AÇO INOXIDÁVEL AISI 316 / ROZSDAMENTES INOX 316 / EDELSTAHL AISI 316 / НЕРЖАВЕЮЩАЯ СТАЛЬ AISI 316 / NEREZOVÁ OCEL AISI 316
AL	ALUMINIO SEMIDURO / SEMI-RIGID ALUMINIUM / ALUMINIUM DEMI-DUR / ALLUMINIO SEMI-RIGIDO / ALUMÍNIO SEMIDURO / FÉLKEMÉNY ALUMINIUM / HALBSTARRER ALUMIUM / ПОЛУЖЕСТКИЙ АЛЮМИНИЙ / HLINÍKOVÉ PŘEVEDENÍ
GSP	ACERO GALVANIZADO SENDZIMIR + PINTURA-POLYESTER / PRE-GALVANISED STEEL + /POLYESTHER PAINTING / ACIER GALVANISÉ SENDZIMIR+ PEINTURE POLYESTER / ACCIAIO GALVANIZZATO SENDZIMIR + VERNICIATURA POLIESTERE / AÇO GALVANIZADO SENDZIMIR + PINTURA POLYESTER / SZALAGHORGANYZOTT ACÉL+ BEVONAT / STAHL SENDZIMIR VERZINKT + POLYESTER FARBE / ПРЕДВАРИТЕЛЬНО ГАЛЬВАНИЗИРОВАННАЯ СТАЛЬ + ПОКРЫТИЕ СМОЛА/ПОЛИЭСТР / POZINKOVANÁ OCEL + POLYESTEROVÁ BARVA
PVCM1	POLIMERO TERMOPLÁSTICO PVCM1 / THERMOPLASTIC POLYMER PVCM1 / POLYMÈRE THERMOPLASTIQUE PVCM1 / POLÍMERO TERMOPLÁSTICO PVCM1 / POLIMER PVCM1 UV / THERMOPLASTISCHES POLYMER PVCM1 / ПВХМ1 ТЕРМОПЛАСТИЧНЫЙ ПОЛИМЕР / TERMOPLASTICKÝ POLYMER PVCM1
UVM1	POLIMERO TERMOPLÁSTICO PVCM1 RESISTENTE RADIACIÓN UV / THERMOPLASTIC POLYMER PVCM1 UV RESISTENT RADIATION / POLYMÈRE THERMOPLASTIQUE PVCM1 UV RÉSISTANT À LA RADIATION / POLÍMERO TERMOPLÁSTICO PVCM1 RADIAZIONE RESISTENT UV / POLIMER PVCM1 UV RADIAÇÃO RESISTENTE / THERMOPLASTISCHES POLYMER / PVC STRAHLUNGSBESTÄNDIG / ТЕРМОПЛАСТИЧНЫЙ ПОЛИМЕР ПВХ SUGÁRZÁSNAK ELLENÁLLÓ / TERMOPLASTICKÝ POLYMER PVCM1 ZÁŘENÍ ODOLNÝ UV
PVC 7035	POLIMERO TERMOPLÁSTICO PVC / THERMOPLASTIC POLYMER PVC / POLYMÈRE THERMOPLASTIQUE PVC / POLÍMERO TERMOPLÁSTICO PVC / POLIMER PVC / THERMOPLASTISCHES POLYMER PVC / ТЕРМОПЛАСТИЧНЫЙ ПОЛИМЕР ПВХ / TERMOPLASTICKÝ POLYMER PVC
RLH 7035	POLIMERO TERMOPLÁSTICO LIBRE DE HALOGENOS / THERMOPLASTIC HALOGEN FREE POLYMER / POLYMÈRE THERMOPLASTIQUE SANS HALOGÈNE / POLÍMERO TERMOPLÁSTICO LIVRE DE HALOGÉNEOS / POLIMER HALOGÉNMENTES MŰANYAG / THERMOPLASTISCHES POLYMER HALOGENFREI RLH 7035 / ТЕРМОПЛАСТИЧНЫЙ ПОЛИМЕР, НЕ СОДЕРЖАЩИЙ ГАЛОГЕН / BEZHALOGENOVÝ TERMOPLASTICKÝ POLYMER PVC
CLH 7035	POLIMERO TERMOPLÁSTICO LIBRE DE HALOGENOS CURVABLE CON APLICACIÓN DE CALOR CLH7035 / THERMOPLASTIC POLYMER/ BENDABLE WITH HEAT CLH7035 / POLYMÈRE THERMOPLASTIQUE SANS HALOGÈNE DÉFORMABLE À CHAUD / POLÍMERO TERMOPLÁSTICO LIVRE DE HALOGÉNEOS CURVÁVEL COM APLICAÇÃO DE CALOR CLH7035 / HALOGÉNMENTES MELEGEN HAJLÍTHATÓ / HALOGENFREIES BIEGBARES THERMOPLASTISCHES POLYMER MIT WÄRMEBEHANDLUNG CHL7035 / ТЕРМОПЛАСТИЧНЫЙ ПОЛИМЕР CLH7035, СГИБАЕМЫЙ ПРИ ПОМОЩИ ТЕПЛА / BEZHALOGENOVÝ TERMOPLASTICKÝ POLYMER, TEPELNĚ OHEBNÝ CLH7035
PAFV	POLIAMIDA REFORZADA CON FIBRA DE VIDRIO / POLYAMIDE REINFORCED WITH FIBERGLASS / POLYAMIDE AVEC FIBRE DE VERRE RENFORCÉE / POLIAMMIDE CON VETRORESINA RINFORZATA / POLIAMIDA COM FIBRA DE VIDRO REFORÇADA / POLIAMID AZ ÜVEGSZÁL ERŐSÍTÉSŰ / POLYAMID MIT VERSTÄRKTEM FIBERGLAS / ПОКРЫТИЕ С АРМИРОВАННОГО СТЕКЛОПЛАСТИКА / POLYAMID MÁ VYZTUŽENÉ SKELNÝMI VLÁKNY
LTN	LATÓN / BRASS / BRASS / OTTONE / BRONZE / BRASS / BRASS / ЛАТУНЬ / MOSAZ
PA6	POLIAMIDA PA6 / POLYAMIDE PA6 / POLYAMIDE PA6 / POLIAMMIDE PA6 / POLIAMIDA PA6 / POLIAMID PA6 / POLYAMID PA6 / POLIAMID PA6 / POLIAMID PA6
PRFV	POLIESTER REFORZADO CON FIBRA DE VIDRIO / FIBERGLASS REINFORCED POLYESTER (GRP)/ POLYESTHER AVEC FIBRE DE VERRE RENFORCÉE / POLIESTERE CON VETRORESINA RINFORZATA / POLYESTER COM FIBRA DE VIDRO REFORÇADA / POLYESTER AZ ÜVEGSZÁL ERŐSÍTÉSŰ / POLYESTER MIT VERSTÄRKTEM FIBERGLAS / ПОКРЫТИЕ С АРМИРОВАННОГО СТЕКЛОПЛАСТИКА / POLYESTEROVÁ MÁ VYZTUŽENÉ SKELNÝMI VLÁKNY

**BasorFIX**



10

**BasorFIL**



38

**BasorTRAY**



60

**BasorSUPPORT**



106

**BasorTRAV**



FER



FE



132

**BasorPLAST**



BPE



BPE LH



162

**BasorCANAL**



WT




CTI



184



# Basorfix



**ACC 41/82**



K41



K41-3S



K41ME



K82



K82ME



KA41



KA41-3S



KL41-3S



SBL41



SBL41-3S



SB41



4182A



4182I



4182C



4182CD



4182D



4182G



4182E



4182F



4182TE



4182CR



4182J



4182K



4182N



4182L



4182M



4182H



4182B



4182S



TF41



TM41



TAD



TEP



4182CV

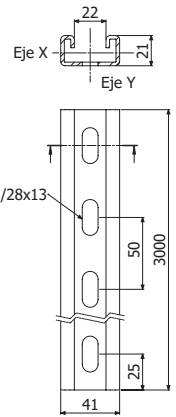


### P41 41X21



L = 3 m (10 ft)

	e		A		W <sub>x</sub>		W <sub>y</sub>		ZS	ZC
	mm	cm <sup>2</sup>	in <sup>2</sup>	cm <sup>3</sup>	in <sup>3</sup>	cm <sup>3</sup>	in <sup>3</sup>	REF	REF	
P41 41X21X1,5 D11	1,5	1,44	0,22	0,79	0,05	1,86	0,11	206366	☺	
P41 41x21x2 D13	2	1,84	0,28	0,94	0,06	2,34	0,14	218677	☺	
P41 41X21X2,5 D11	2,5	2,14	0,33	1,08	0,07	2,73	0,16	200235	200236	

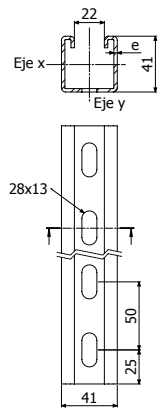


### P41 41X41



L = 3 m (10 ft)

	e		A		W <sub>x</sub>		W <sub>y</sub>		ZS	ZC	ZAM3K	i304	i316
	mm	cm <sup>2</sup>	in <sup>2</sup>	cm <sup>3</sup>	in <sup>3</sup>	cm <sup>3</sup>	in <sup>3</sup>	REF	REF	REF	REF	REF	
P41 41x41x1,5D13	1,5	1,95	0,3	2,09	0,12	2,92	0,17	206365	☺	-	218079	218440	
P41 41X41X2 D13	2	2,6	0,4	2,71	0,16	3,83	0,23	218673	☺	226941	218080	218441	
P41 41X41X2,5 D13	2,5	3,16	0,49	3,16	0,19	4,58	0,28	207388	218737	-	-	-	

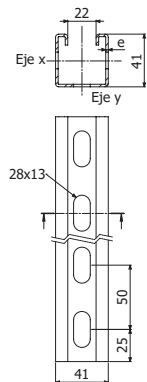


### P41-3S 41X41



L = 3 m (10 ft)

	e		A		W <sub>x</sub>		W <sub>y</sub>		ZS	ZC	ZAM3K
	mm	cm <sup>2</sup>	in <sup>2</sup>	cm <sup>3</sup>	in <sup>3</sup>	cm <sup>3</sup>	in <sup>3</sup>	REF	REF	REF	
P41-3S 41X41X2 D13	2	2,08	0,32	2,68	0,16	2,86	0,19	217313	217312	226940	

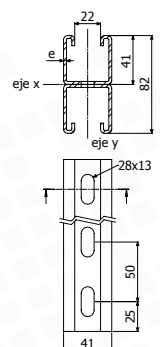


### P41-D 41X82



L = 3 m (10 ft)

	e		A		W <sub>x</sub>		W <sub>y</sub>		ZC	i304	i316
	mm	cm <sup>2</sup>	in <sup>2</sup>	cm <sup>3</sup>	in <sup>3</sup>	cm <sup>3</sup>	in <sup>3</sup>	REF	REF	REF	
P41-D 41X82X2 D13	2	5,25	0,81	7,96	0,48	7,63	0,46	-	218081	218442	
P41-D 41X82X2,5 D13	2,5	6,37	0,98	9,49	0,57	9,11	0,55	205573	-	-	

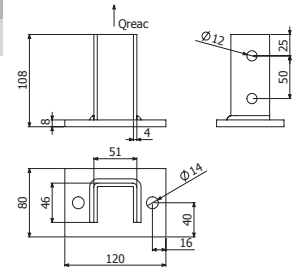




### K41

Q <sub>reac</sub>	ZC	i304	i316
Kg	REF	REF	REF
700	205622	218082	218101

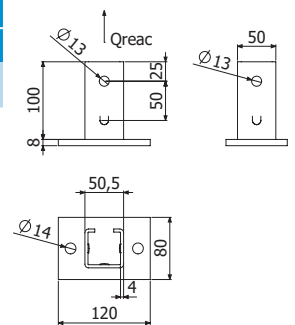
**K41**  
 2 x DIN933 M10X30 ( 217547 -i304 / 217600-i316)  
 + 2 x TM41 M10 ( 217584 -ZC / 218525-I304 / 217612-I316)



### K41-3S

EZ
REF
218656

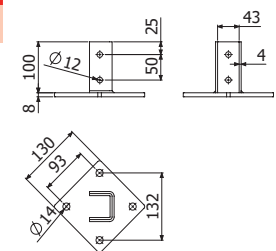
**K41-3S**  
 1 X CT2 M10X65 (100u-Pack: 225593-EZ)



### K41ME

Q <sub>reac</sub>	ZC
Kg	REF
700	220655

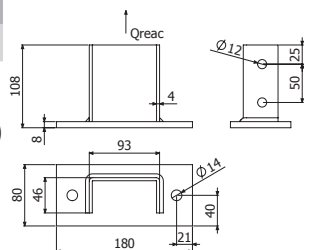
**K41ME**  
 2 x DIN933 M10X30 ( 217547 -i304 / 217600-i316)  
 + 2 x TM41 M10 ( 217584 -ZC / 218525-I304 / 217612-I316)



### K82

Q <sub>reac</sub>	ZC	i304	i316
Kg	REF	REF	REF
1100	205574	218083	218102

**K82**  
 4 x DIN933 M10X30 ( 217547-i304 / 217600-i316)  
 + 4 x TM41 M10 ( 217584 -ZC / 218525-I304 / 217612-I316)





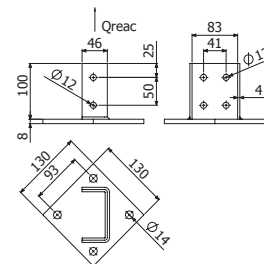
**K82ME**



K82ME	Q <sub>reac</sub>	ZC	i304	i316
	Kg	REF	REF	REF
	1100	207020	218084	218103

1x + + 2 x DIN933 M10X30 ( 217547-i304 / 217600-i316) + 2 x TM41 M10 ( 217584 -ZC / 218525-I304 / 217612-I316) + 2/50 x B3 ( 208827-ZC / 212096-I304 / 215575-I316)

2x 4 x DIN933 M10X30 ( 217547-i304 / 217600-i316) + 4 x TM41 M10 ( 217584 -ZC / 218525-I304 / 217612-I316)



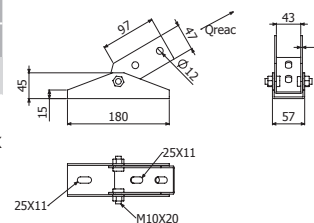
**KA41**



KA41	Q <sub>reac</sub>	ZS	ZC	i304	i316
	Kg	REF	REF	REF	REF
	1000	225549	206475	218086	218105

2 x DIN933 M10X30 ( 217547-i304 / 217600-i316) + 2 x TM41 M10 ( 217584-ZC / 218525-I304 / 217612-I316)

2/50 x B3 ( 208827 -ZC / 212096-I304 / 215575-I316)

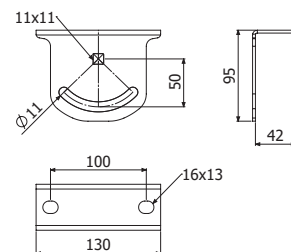


**KA41-3S**



KA41-3S	e	ZS	ZC
	mm	REF	REF
	3	225500	225501

2/50 x B3 ( 208827-ZC / 212096-i304 ) + DIN933 M10x65 ( 225505-EZ / 225506-i304 ) + DIN125 M10 ( 217561-EZ / 217542-i304 ) + DIN6923 M10 ( 225507-EZ / 218802-i304 )

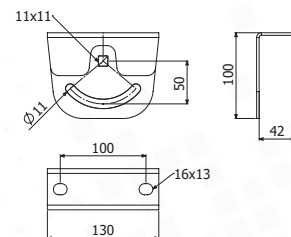


**KL41-3S**




KL41-3S	e	ZS	ZC
	mm	REF	REF
	3	225503	225504

2/50 x B3 ( 208827-ZC / 212096-i304 )





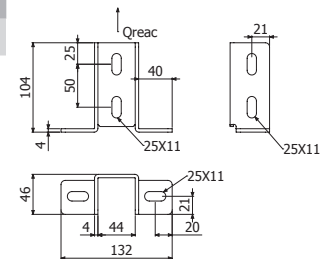
### SBL41




	Q <sub>reac</sub>	e	ZS	ZC	i304	i316
	Kg	mm	REF	REF	REF	REF
SBL41	600	4	207058	206472	218085	218104

2 x DIN933 M10X30 (( 217559-EZ / 217547-i304 / 217600-i316)) + 2 x TM41 M10 ( 217551-EZ / 217584-ZC / 218525-I304 / 217612-I316))

2/50 x B3 ( 208827-ZC / 212096-I304 / 215575-I316)

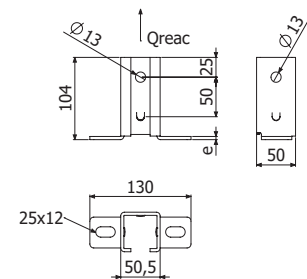


### SBL41-3S



	e	ZS
	mm	REF
SBL41-3S	4	218657

1 X CT2 M10X65 (100u-Pack: 225593-EZ)



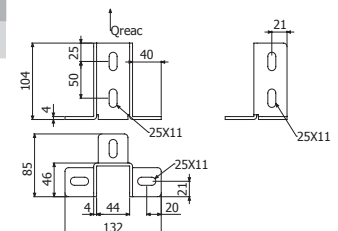
### SB41




	Q <sub>reac</sub>	ZC	i304	i316
	Kg	REF	REF	REF
SB41	700	206471	218087	218106

2 x DIN933 M10X30 ( 217547-i304 / 217600-i316)) + 2 x TM41 M10 ( 217584-ZC / 218525-I304 / 217612-I316)

2/50 x B3 ( 208827 -ZC / 212096-I304 / 215575-I316)



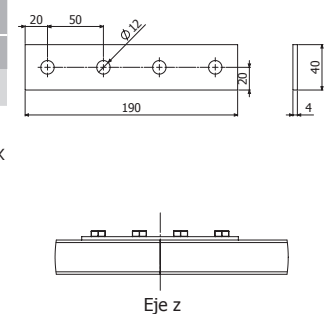
### 4182A



	ZS	ZC	i304	i316
	REF	REF	REF	REF
4182A	218814	206311	218091	218110


4 x DIN933 M10X30 ( 217547-i304 / 217600-i316)) + 4 x TM41 M10 ( 217584-ZC)

4/50 x B3 ( 208827-ZC / 212096-I304 / 215575-I316)





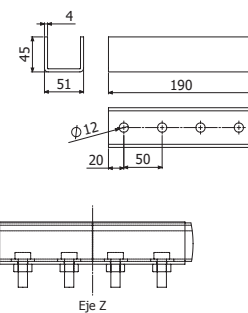
### 4182I



4182I	Reducc	ZS	ZC	i304	i316
	Z	REF	REF	REF	REF
	0%	218820	207011	218100	218119

4 x DIN933 M10X30 ( 217547-i304 / 217600-i316) + 4 x TM41 M10 ( 217584-ZC / 218525-I304 / 217612-I316)

4/50 x B3 ( 208827-ZC / 212096-I304 / 215575-I316)



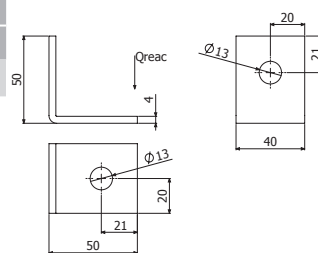
### 4182C



4182C	ZS	ZC	i304	i316
	REF	REF	REF	REF
	218816	206313	218093	218112

2 x DIN933 M10X30 ( 217547-i304 / 217600-i316) + 2 x TM41 M10 ( 217584-ZC / 218525-I304 / 217612-I316)

2/50 x B3 ( 208827-ZC / 212096-I304 / 215575-I316)



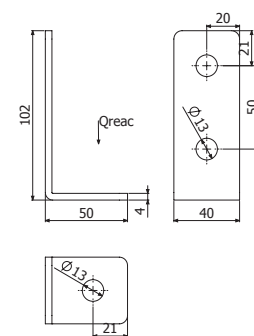
### 4182CD



4182CD	ZS	ZC	i304	i316
	REF	REF	REF	REF
	218817	207127	218094	218113

3 x DIN933 M10X30 ( 217547-i304 / 217600-i316) + 3 x TM41 M10 ( 217584-ZC / 218525-I304 / 217612-I316)

3/50 x B3 ( 208827-ZC / 212096-I304 / 215575-I316)



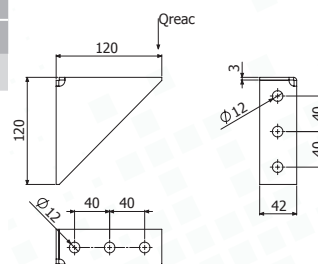
### 4182D



4182D	ZS	ZC	i304	i316
	REF	REF	REF	REF
	218818	206314	218095	218114

4 x DIN933 M10X30 ( 217547-i304 / 217600-i316) + 4 x TM41 M10 ( 217584-ZC / 218525-I304 / 217612-I316)

4/50 x B3 ( 208827-ZC / 212096-I304 / 215575-I316)





### 4182G

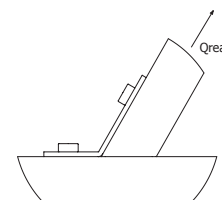
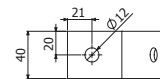
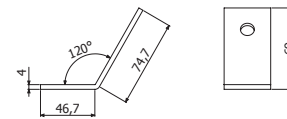


4182G

ZS	ZC	i304	i316
REF	REF	REF	REF
225553	206317	218098	218117

2 x DIN933 M10X30 ( 217547-i304 / 217600-i316) + 2 x TM41 M10 ( 217584-ZC / 218525-I304 / 217612-I316)

2/50 x B3 ( 208827-ZC / 212096-I304 / 215575-I316)



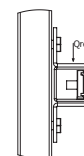
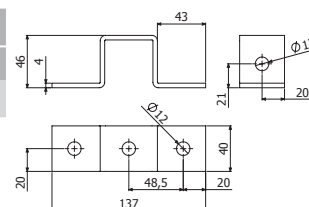
### 4182E



4182E

ZS	ZC	i304	i316
REF	REF	REF	REF
218819	206315	218096	218115

3 x DIN933 M10X30 ( 217547-i304 / 217600-i316) + 3 x TM41 M10 ( 217584-ZC / 218525-I304 / 217612-I316)



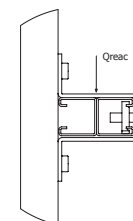
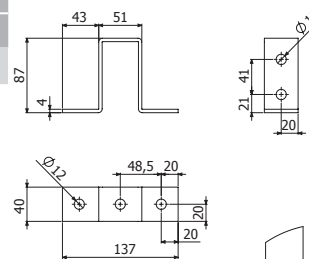
### 4182F



4182F

ZS	ZC	i304	i316
REF	REF	REF	REF
225552	206316	218097	218116

3 x DIN933 M10X30 ( 217547-i304 / 217600-i316) + 3 x TM41 M10 ( 217584-ZC / 218525-I304 / 217612-I316)



### 4182TE

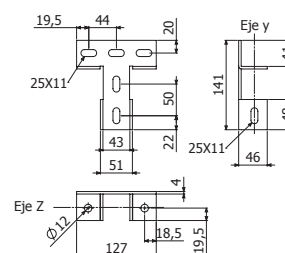


4182TE

ZS	ZC	i304	i316
REF	REF	REF	REF
225551	206474	218089	218108


4 x DIN933 M10X30 ( 217547-i304 / 217600-i316) + 4 x TM41 M10 ( 217584-ZC / 218525-I304 / 217612-I316)

4/50 x B3 ( 208827-ZC / 212096-I304 / 215575-I316)





### 4182CR

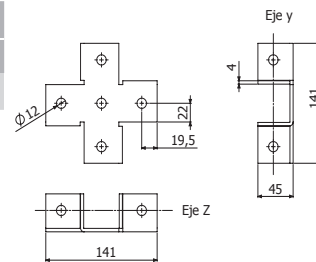


ZS	ZC	i304	i316
REF	REF	REF	REF

4182CR

5 x DIN933 M10X30 ( 217547-i304 / 217600-i316 ) + 5 x TM41 M10 ( 217584-ZC / 218525-I304 / 217612-I316 )

5/50 x B3 ( 208827-ZC / 212096-I304 / 215575-I316 )



### 4182J

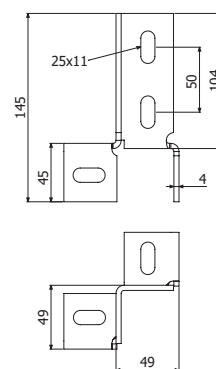


ZS	ZC
REF	REF

4182J

4 x DIN933 M10X30 ( 217547-i304 / 217600-i316 ) + 4 x TM41 M10 ( 217584-ZC / 218525-I304 / 217612-I316 )

4/50 x B3 ( 208827-ZC / 212096-I304 / 215575-I316 )



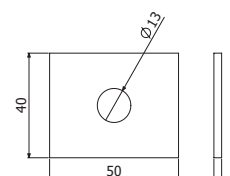
### 4182K



ZS	ZC	i304
REF	REF	REF

4182K

M10, M12



### 4182N

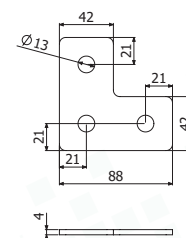


ZS	ZC	i304
REF	REF	REF

4182N

3 x DIN933 M10X30 ( 217547-i304 / 217600-i316 ) + 3 x TM41 M10 ( 217584-ZC / 218525-I304 / 217612-I316 )

3/50 x B3 ( 208827 - ZC / 212096-i304 / 215575-i316 )





### 4182L

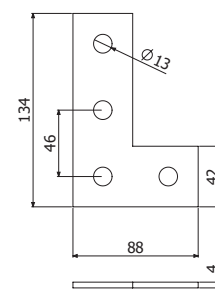


4182L

ZS	ZC
REF	REF
225556	223000

4 x DIN933 M10X30 ( 2017547-i304 / 2017600-i316 ) +  
4 x TM41 M10 ( 2017584-ZC / 2018525-I304 / 2017612-I316 )

4/50 x B3 ( 208827-ZC / 2012096-I304 / 2015575-I316 )



### 4182M

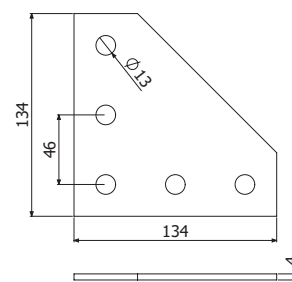


4182M

ZS	ZC
REF	REF
225557	223016

4 x DIN933 M10X30 ( 2017547-i304 / 2017600-i316 ) +  
4 x TM41 M10 ( 2017584-ZC / 2018525-I304 / 2017612-I316 )

4/50 x B3 ( 208827-ZC / 2012096-I304 / 2015575-I316 )



### 4182H

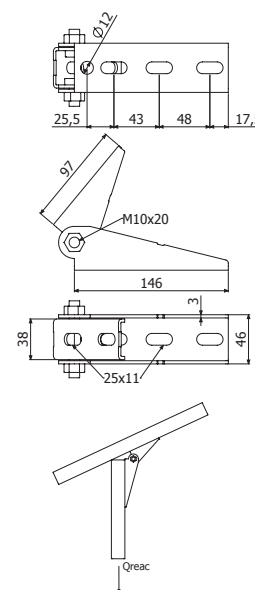


4182H

Q <sub>reacc</sub>	ZS	ZC	i304	i316
kg	REF	REF	REF	REF
800	225554	206948	218099	218118

4 x DIN933 M10X30 ( 217547-i304 / 217600-i316 ) + 4 x  
TM41 M10 ( 217584-ZC / 218525-I304 / 217612-I316 )

4/50 x B3 ( 208827-ZC / 212096-I304 / 215575-I316 )



### 4182B

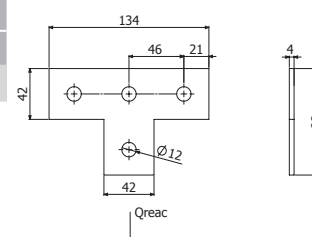


4182B

ZS	ZC	i304	i316
REF	REF	REF	REF
218815	206312	218092	218111

4 x DIN933 M10X30 ( 217547-i304 / 217600-i316 ) + 4 x  
TM41 M10 ( 217584-ZC / 218525-I304 / 217612-I316 )

4/50 x B3 ( 208827-ZC / 212096-I304 / 215575-I316 )



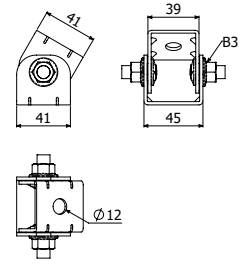


**4182CV**



	Q <sub>reac</sub>	ZC	i304	i316
4182CV	500	206477	218090	218109

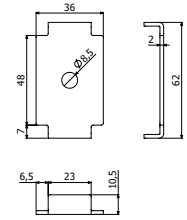
M8 & M10



**4182S**



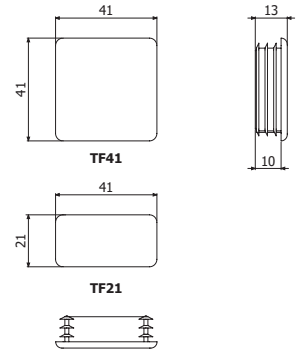
	ZS	ZAM3K
4182S	228730	228734



**TF41 / TF21**



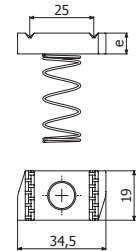
	PVC
TF41	205627
TF21	225463



**TM41**



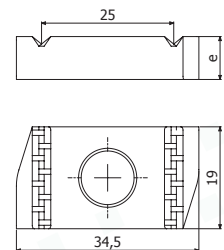
	e	Q <sub>trac</sub>	Q <sub>cort</sub>	Pap	EZ	ZC	i304	i316
	mm	kg	kg	N-m	REF	REF	REF	REF
TM41 M6	6	500	100	3,5	217556	208225	☯	218593
TM41 M8	6	600	240	8,4	217557	217583	218524	217611
TM41 M10	8	700	350	17	217551	217584	218525	217612
TM41 M12	8	700	400	29	218759	218736	-	-



**TAD**



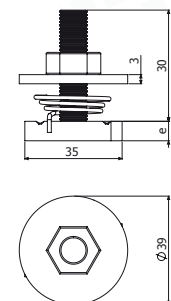
	e	Q <sub>trac</sub>	Q <sub>cort</sub>	Pap	EZ	i316
	mm	kg	kg	N-m	REF	REF
TAD M8	6	600	240	8,4	217558	-
TAD M10	8	700	350	17	205543	218742



**TEP**



	e	Q <sub>trac</sub>	Q <sub>cort</sub>	Pap	EZ
	mm	kg	kg	N-m	REF
TEP M10X30	8	700	350	17	217567



# PROFILI A SOSPENSIONE - BasorFIX



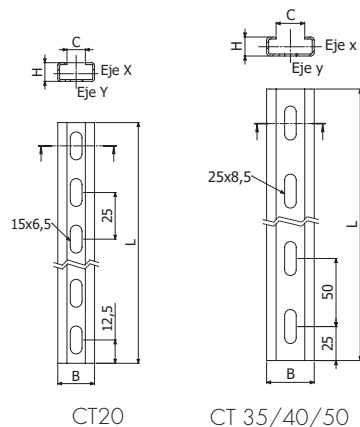
## CT



L = 2 -3 m (6,56 -10 ft)

	B	H	C	e	A	W <sub>x</sub>	W <sub>y</sub>	ZS	ZC	ZAM3K
	mm	mm	mm	mm	cm <sup>2</sup>	cm <sup>3</sup>	cm <sup>3</sup>	REF	REF	REF
CT20 2M	20	10	10	1	0,38	0,09	0,25	200242		-
CT20-C 2M	20	10	10	1	0,44	0,1	0,25	200241		-
CT35 2M	35	14	15	1,5	0,9	0,37	1,04	203484		-
CT35 3M	35	14	15	1,5	0,9	0,37	1,04	200237	200238	-
CT40 2M	40	20	20	1,5	1,25	0,64	1,6	205656		-
CT40 3M	40	20	20	1,5	1,25	0,64	1,6	204471	200246	226654
CT50 3M	50	14	30	1,5	1,1	0,37	1,78	200239	200240	-

M6, M8



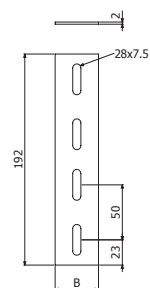
## JUCT



	B	ZS	ZC
	mm	REF	REF
JUCT 35	28	201122	201123
JUCT 50	40	201124	203473

M6

JUCT 35 --> CT35 / CT40  
JUCT 50 --> CT50



## C-SVO

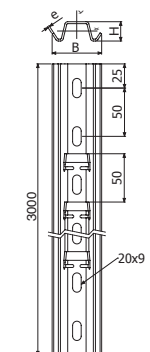


L = 3 m (10 ft)

	B	H	e	ZS	ZC	e	i304
	mm	mm	mm	REF	REF	mm	REF
C-SVO 3M	52	20	2	201101	207436	1,5	206415



M6, M8



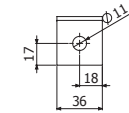
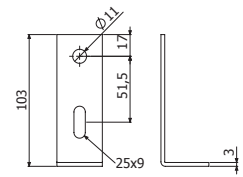


**SBL**



	e	ZS	ZC	e	i304
		REF	REF		REF
SBL	3	200351	200361	2	200371

M8 & M10

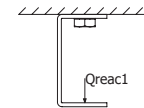
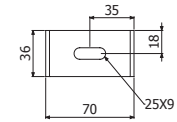
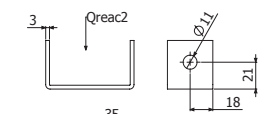


**SBC**



	Q <sub>reac</sub> 1	Q <sub>reac</sub> 2	e	ZS	ZC	e	i304
	kg	kg		REF	REF		REF
SBC	40	40	3	200352	200362	2	200372

M8 & M10

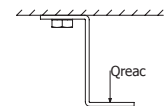
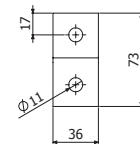
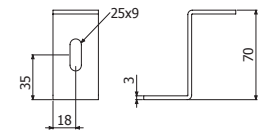


**SBZ**



	Q <sub>reac</sub> 1	e	ZS	ZC	e	i304
	kg		REF	REF		REF
SBZ	35	3	200354	200364	2	200374

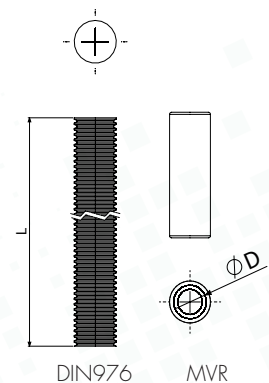
M8 & M10




**DIN976 & MVR**



	L	Q <sub>trac</sub>	EZ	i304
	mm	kg	REF	REF
DIN976 M6X1000	1000	400	217562	☺
DIN976 M8X1000	1000	800	203397	206852
DIN976 M10X1000	1000	1400	205535	210018
DIN976 M12X1000	1000	2500	206502	☺
MVR M6	-	-	206323	☺
MVR M8	-	-	204462	207402
MVR M10	-	-	☺	☺





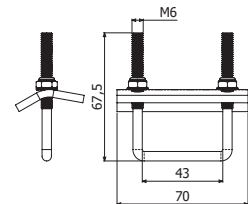
**BCAL**



BCAL 41/21

e	ZS
mm	REF
4	224936

CT40 - P41 41X21 - P41 41X41 (ZS)



**BCA**



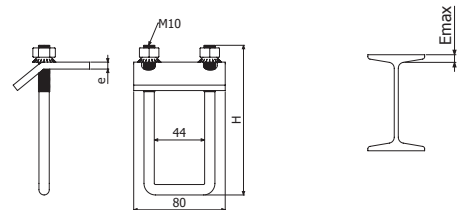
BCA 41X41

BCA 41X82

Emax	H	Pap	e	ZC	Pap	e	i304	i316
mm	mm	N.m	mm	REF	N.m	mm	REF	REF
20	90	26	6	208809	31	5	218513	218539
20	130	26	6	208810	31	5	218512	218540

BCA 41X41 - P41 41X41

BCA 41X82 - P41D 41X82



**BVL**



BVL41

BVL82


BVL41

BVL82

H	ZC
mm	REF
60	211230
100	211231

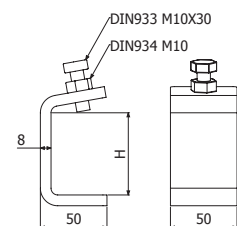
BVL41 + 41X41 + TM10 + DIN933 M10x30

BVL82 + 41X82 + TM10 + DIN933 M10x30



BVL41 + 41X41

BVL82 + 41X82






**GV2**

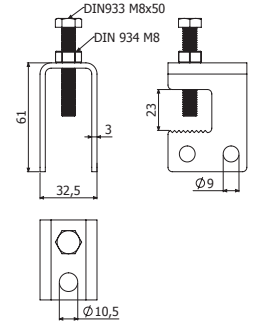


GV2	e	ZS	i304
	mm	REF	REF
	3	215501	218642

M8 & M10



200 Kg




**GVV2**



GVV2	ZS
	REF
	207073

M8 & M10

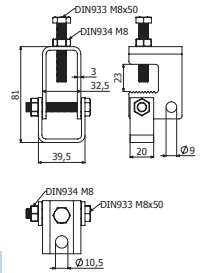


200 Kg


95 Kg

80 Kg

200 Kg

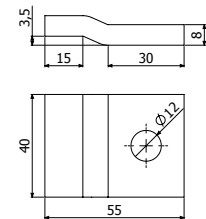
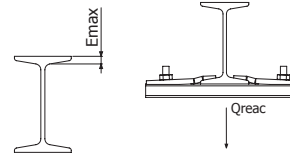


**BRP**



BRP	E <sub>max</sub>	Q <sub>reac</sub>	ZC 85
	mm	kg	REF
	5	1000	205624

M10



**DIN976 & MVR**

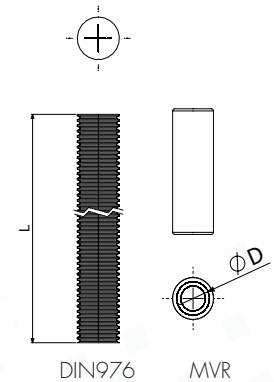


DIN976

	L	Q <sub>trac</sub>	EZ	i304
	mm	kg	REF	REF
DIN976 M6X1000	1000	400	217562	☺
DIN976 M8X1000	1000	800	203397	206852
DIN976 M10X1000	1000	1400	205535	210018
DIN976 M12X1000	1000	2500	206502	☺
MVR M6	-	-	206323	
MVR M8	-	-	204462	207402



MVR



DIN976

MVR

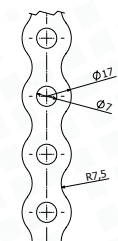
**CSJ**



CSJ	AL	ZS	i430
	REF	REF	REF
	203461	204291	203462

M6

AL	ZS	i430
REF	REF	REF
203461	204291	203462





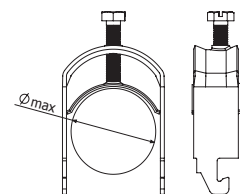
## SE41



### COMPATIBILITY LIST

P41 41X41  
P41 41X21  
BASORTRAV F2E  
BASORTRAV BSL/BSLR

	$\varnothing$ max	e	ZC
	mm	mm	REF
SE41 8-12	8-12	1,5	207352
SE41 12-16	12-16	1,5	207353
SE41 16-20	16-20	1,5	207354
SE41 20-24	20-24	1,5	207355
SE41 24-28	24-28	1,5	207356
SE41 28-32	28-32	1,5	207357
SE41 32-36	32-36	1,5	207358
SE41 36-40	36-40	1,5	207359
SE41 40-44	40-44	1,5	207360
SE41 44-48	44-48	1,5	207361
SE41 48-52	48-52	1,5	207362
SE41 52-56	52-56	1,5	207363
SE41 56-60	56-60	1,5	207364
SE41 60-64	60-64	1,5	207365
SE41 64-70	64-70	1,5	207366
SE41 70-76	70-76	1,5	207367
SE41 76-82	76-82	1,5	207368
SE41 82-88	82-88	1,5	207369
SE41 88-94	88-94	1,5	207370
SE41 94-100	94-100	1,5	207371

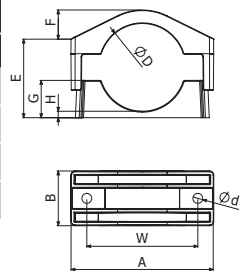




**SE**



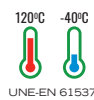
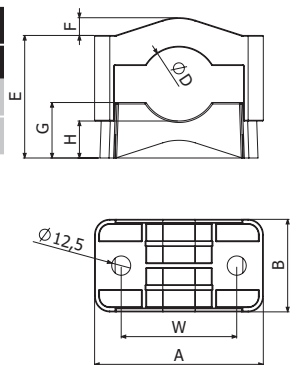
	A	B	W	D	E	d	F	G	H	RM		PAFV
	mm	mm	mm	mm	mm	mm	mm	mm	mm	kN		REF
SE 15-26	77	45	50	15-26	26-42	10	4	17	8	20	✓	207282
SE 75-100	200	80	150	75-100	70-95	15	32	45	10	68,8	X	207286
SE 100-135	225	85	175	100-135	85-120	15	43	58	10	67,4	X	207287
SE 135-170	260	90	210	135-170	133-169	15	62	90	28	66,3	X	207288



**SEG**



	A	B	W	D	E	F	G	H	RM		PAFV
	mm	mm	mm	mm	mm	mm	mm	mm	kN		REF
SEG 26-50 PA	111	60	76	26-51	55-80	12	36	24	15	✓	208232
SEG 50-80 PA	135	60	100	50-81	78-108	16	47	23	15	✓	210019



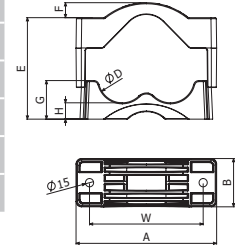


**TRIPLE**



	A	B	W	D	E	F	G	H	RM		PAFV
	mm	mm	mm	mm	mm	mm	mm	mm	kN		REF
TRIPLE 27-38	180	75	125	3X 27-38	63-90	12	35	16,5	35,9	✓	207289
TRIPLE 38-51	195	80	145	3X 38-51	84-115	16	45	20	39,8	✓	207290
TRIPLE 51-69	220	85	170	3X 51-69	109-150	21	58	26	69,9	✓	207291
TRIPLE 69-90	252	90	215	3X 69-90	134-185	29	72	30	56,7	✓	207292
TRIPLE 90-118	321	100	270	3X 90-118	180-250	27	89	33	54,3	✓	207293
TRIPLE 118-150	400	110	340	3X 118-150	211-310	37	110	75	54,3	✓	207294

**RoHS**  
OK




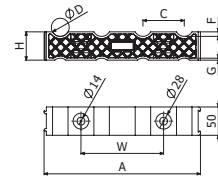


**IM**



	A	B	H	D	F	G	H	RM		PAFV
	mm	mm	mm	mm	mm	mm	mm	kN		REF
IM 4X12-32	280	74	50	148	12-32	9	4,5	29,5	✓	207295
IM 4X32-48	345	85	65	170	32-48	18	10	29,5	✓	207296

**RoHS**  
OK





## DIN976 & DIN934



DIN976

DIN976 M8X90  
 DIN976 M10X100  
 DIN976 M10X150  
 DIN976 M12X150  
 DIN976 M12X200  
 DIN976 M12X250  
 DIN976 M12X360

i304
REF
210246
210247
210248
210249
210250
210251
210252




DIN934

DIN934-100 Pack M8  
 DIN934-100 Pack M10  
 DIN934-100 Pack M12

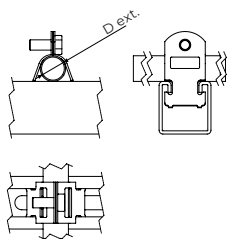

i304
REF
225578
225577
225579

## COMPATIBILITY LIST

	VR min	VR max
	SE 15-26	DIN976 M8x85
	SE 75-100	DIN976 M12x150
	SE 100-135	DIN976 M12x150
	SE 135-170	DIN976 M12x200
	SEG 26-50	DIN976 M10x100
	SEG 50-80	DIN976 M10x150
	TRIPLE 27-38	DIN976 M12x150
	TRIPLE 38-51	DIN976 M12x150
	TRIPLE 51-69	DIN976 M12x150
	TRIPLE 69-90	DIN976 M12x200
	TRIPLE 90-118	DIN976 M12x250
	TRIPLE 118-150	DIN976 M12x360
	IM 3X12-32	DIN976 M12x150
	IM 4X32-48	DIN976 M12x200



**BFT-P41**

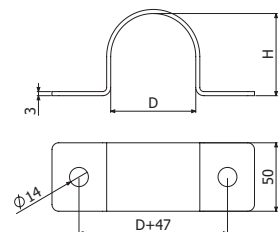


	D ext.	e	ZS		D ext.	e	ZC
	mm	mm	REF		mm	mm	REF
BFT-P41 20	17,9-20	1,5	206811	BFT-P41 1/2"	20,5-21,4	1,5	214642
BFT-P41 25	23,4-25,4	1,5	206812	BFT-P41 3/4"	25,4-26,9	1,5	214643
BFT-P41 32	29,5-32	1,5	206813	BFT-P41 1"	32,8-33,4	1,5	214644
BFT-P41 40	38,4-40,6	2	206814	BFT-P41 1 1/4"	41,3-42,4	2	214645
BFT-P41 50	50,3-53,7	2	206815	BFT-P41 1 1/2"	47,6-50	2	214646
-	-	-	-	BFT-P41 2"	59,5-62,2	2,5	214647
-	-	-	-	BFT-P41 2 1/2"	69,9-73,0	2,5	214648
-	-	-	-	BFT-P41 3"	84,0-88,9	2,5	214649
-	-	-	-	BFT-P41 4"	111,1-115,3	2,5	214650

**BCP**



	D	H	ZC
	mm	mm	REF
BCP 1/2"	24	21	209478
BCP 3/4"	30	26,5	209479
BCP 1"	36	33,5	209480
BCP 1 1/4"	45	42	209481
BCP 1 1/2"	51	48	209482
BCP 2"	63	60	209483
BCP 2 1/2"	76	72,7	2017608
BCP 3"	93	88,5	209484
BCP 4"	117	114	209485



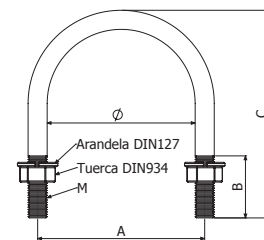
 2x DIN933 M10x30 i304 (2017547) + 2x TM41 M10 ZC (2017584)



**ABC**




	ø	A	B	C	M	ZS
	inch	mm	mm	mm		REF
ABC 1/2"	1/2"	30	17	42	M6	207458
ABC 3/4"	3/4"	35	19	50	M6	207459
ABC 1"	1"	42	24	62	M6	207460
ABC 1.1/4"	1 1/4"	51	24	71	M6	208190
ABC 1.1/2"	1 1/2"	59	26	80	M8	207461
ABC 2"	2"	71	26	91	M8	207462
ABC 2.1/2"	2 1/2"	85	35	117	M10	208191
ABC 3"	3"	101	35	130	M10	207463
ABC 4"	4"	127	35	155	M10	207464



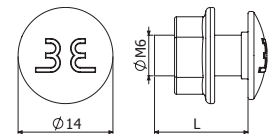
	ø	A	B	C	M	ZC
	inch	mm	mm	mm		REF
ABC 1/2"	1/2"	32	17	42	M8	208207
ABC 3/4"	3/4"	37	19	50	M8	208208
ABC 1"	1"	44	24	62	M8	208209
ABC 1.1/4"	1 1/4"	53	24	71	M8	208210
ABC 1.1/2"	1 1/2"	59	26	80	M8	208211
ABC 2"	2"	71	26	91	M8	208212
ABC 2.1/2"	2 1/2"	85	35	117	M10	208213
ABC 3"	3"	101	35	130	M10	208214
ABC 4"	4"	127	35	155	M10	208215



**B1**



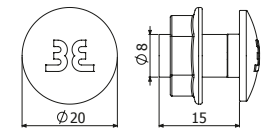
	L	Pap	EZ	ZC	i304	i316
	mm	N•m	REF.	REF.	REF.	REF.
B1-100 Pack 100u	14	6	204356	206826	-	-
B1-100 Pack 100u	20	6	-	-	204925	218388



**B2**



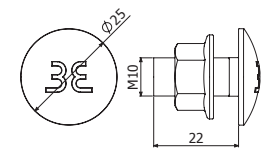
	Pap	EZ	ZC	i304	i316
	N•m	REF.	REF.	REF.	REF.
B2-100 Pack 100u	15	204926	206792	205392	218443



**B3**



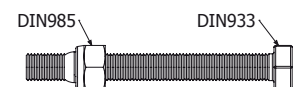
	Pap	ZC	i304	i316
	N•m	REF.	REF.	REF.
B3-50 Pack 50u	35	208827	212096	215575



**CT2**



		EZ	i304
		REF.	REF.
CT2-100 Pack M8X55	100u	225590	-
CT2-100 Pack M8X75	100u	225591	225592
CT2-100 Pack M10X65	100u	225593	-
CT2-50 Pack M10X100	50u	-	225594



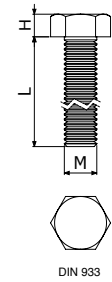
- CT2 M8
- CT2 M10



**DIN933**



	P N-m	M mm	L mm	H mm	EZ REF	i304	i316	
						REF	REF	
DIN933-100 M6X20 Pack	100	8	6	20	4	225564	-	☯
DIN933-100 M6X25 Pack	100	8	6	25	4	228979	228980	
DIN933-100 M8X25 Pack	100	15	8	25	5,3	228981	-	
DIN933-100 M8X30 Pack	100	15	8	30	5,3	-	228982	
DIN933-100 M10X20 Pack	100	35	10	20	6,4	225573	225575	
DIN933-100 M10X30 Pack	100	35	10	30	6,4	225570	225563	
DIN933-100 M10X65 Pack	100	35	10	65	6,4	225582	-	-

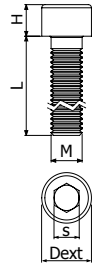


DIN 933

**DIN912**



	P	M	L	H	Dext	s	EZ	i304	i316
	N-m	mm	mm	mm	mm	mm	REF	REF	REF
DIN912 M10X30	35	10	30	10	10	5	☯	217609	☯
DIN912 M8X70	15	8	70	8	13	6	217580	217581	
DIN912 M8X55	15	8	55	8	13	6	217577	217579	

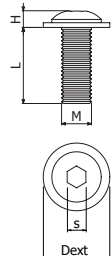


DIN 912

**ISO7380-2**



	P N-m	M mm	L mm	H mm	Dext mm	s mm	EZ REF	i304	i316	
								REF	REF	
ISO7380-2 M10X40	35	10	40	5,5	21,9	6	-	218514	-	
ISO7380-2 M10X25		35	10	25	5,5	21,9	6	-	218824	
ISO7380-2 M8X20		8	6	20	3,3	17,8	5	-	218828	
ISO7380-2 M6X20		8	6	20	3,3	13,6	4	-	218765	
ISO7380-2-100 Pack M8X30	100u	15	8	30	4,4	17,8	5	-	225581	-
ISO7380-2-100 Pack M6X25	100u	8	6	25	3,3	13,6	4	225576	225595	-
ISO7380-2-100 Pack M6X10	100u	8	6	10	3,3	13,6	4	-	226133	-

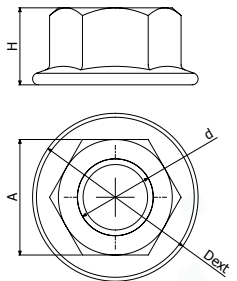


ISO 7380-2


**DIN6923**



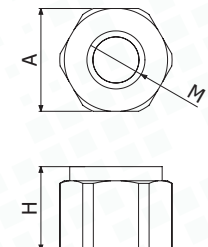
	Pap N-m	M mm	Dext mm	A mm	H mm	EZ REF	i304	i316	
							REF	REF	
DIN6923-100 Pack M6	100u	8	M6	14	10	6	225565	225568	-
DIN6923-100 Pack M8	100u	15	M8	18	13	8	225566	225569	-
DIN6923-100 Pack M10	100u	35	M10	22	15	10	225507	225580	-
DIN6923 M12		40	M12	26	18	12	218757	-	☯



**DIN985**



	Pap N-m	M mm	A mm	H mm	EZ REF	i304
						REF
DIN985 M8	15	M8	13	8	223792	218743
DIN985 M10	35	M10	17	10	-	218744

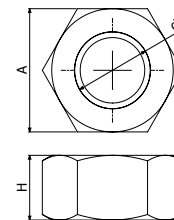




### DIN934



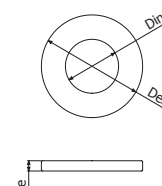
	Pap	M	A	H	EZ	i304	i316
					REF	REF	REF
DIN934 M6	8	M6	10	4,8	217605	218766	
DIN934 M8	15	M8	13	6,2	217606	-	
DIN934 M10	35	M10	17	7,7	217607	-	225080
DIN934-100 Pack M8	100u	M8	13	6,2	-	225578	-
DIN934-100 Pack M10	100u	M10	17	7,7	-	225577	-
DIN934-100 Pack M12	100u	M12	19	9,7	-	225579	-



### DIN125



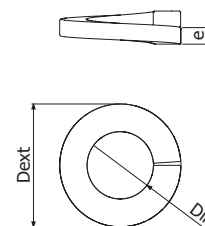
	Dint	Dext	e	EZ	i304	i316	
				REF	REF	REF	
DIN125 M8	8,4	16	1,6	-	-	217544	
DIN125 M10	10,5	20	2	-	-	218741	
DIN125-1000 Pack M6	1000u	6,4	12	1,6	225574	225559	-
DIN125-1000 Pack M8	1000u	8,4	16	1,6	225560	225562	-
DIN125-1000 Pack M10	1000u	10,5	20	2	225572	225561	-
DIN125-1000 Pack M12	1000u	13	24	2,5	-	225571	-



### DIN127



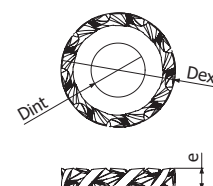
	Dint	Dext	e	EZ	i304	i316
	mm	mm	mm	REF	REF	REF
DIN127 M6	6,1	11,8	1,6	-	205541	
DIN127 M8	8,1	14,8	2	223791	215131	
DIN127 M10	10,2	18,1	2,2	205542	215132	



### DIN6798



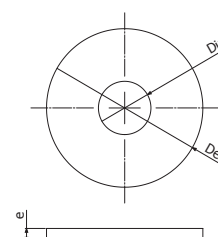
	Dint	Dext	e	i304	i316
	mm	mm	mm	REF	REF
DIN6798 M8	8,4	15	0,8	217344	218762
DIN6798 M10	10,5	18	0,9	217351	218763



### DIN9021



	Dint	Dext	e	EZ	i304	
				REF	REF	
DIN9021-200 Pack M6	200u	6,4	18	1,6	225583	225584
DIN9021-200 Pack M8	200u	8,4	24	2	225585	225587
DIN9021-200 Pack M10	200u	10,5	30	2,5	-	225588
DIN9021 M12		13	40	3	218905	218739





**CCM**

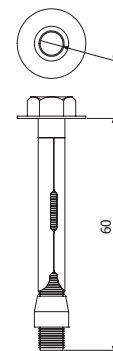


M	L	Qtrac	EZ	i316
mm	mm	kg	REF	REF
6	60	190	206419	-
8	60	320	206420	☎

SCM M6X60

CCM M8X60

↓ 60mm, Ø 8mm (CCM 6X60) / Ø10mm (CCM 8x60)



**SCM**

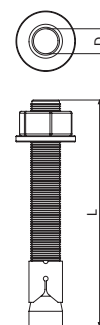


D	L	Qtrac	EZ	i316
mm	mm	kg	REF	REF
10	75	600	206472	☎
12	80	1040	206258	☎

SCM M10X75

SCM M12X80

↓ 60-70mm (SCM 10x75) - ↓ 75-90mm (SCM 12x80), Ø 10mm (SCM 10X75) / Ø12mm → (SCM 12x80)



**CM**

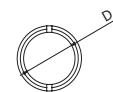
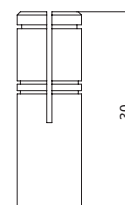


D	M	Qtrac	EZ
			REF
8	6	340	206468
10	8	370	206469

CM M6X30

CM M8X30

↓ 32mm - Ø 8mm (CM 6x30) / ↓ 33mm - Ø 10mm (CM8x30)



TDC



BPZ



BPZC

TDC Cutting Tool

BPZ Paint bright Zn 400ml


BPZC Repair ZC 96% Zn 500ml

REF

205066


207224

225464



TT / TTL

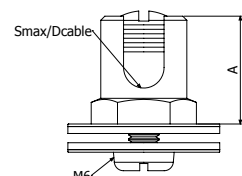

	Smin	Smax	Dcable	A	B	LTN
	mm <sup>2</sup>	mm <sup>2</sup>	mm	mm	mm	REF
TT 4-35	4	35	2,2 α 8	22	18	206796
TT 35-95	35	95	8 α 12	30	24	206797
TTL 10-35	10	35	4 α 8	25	-	208189



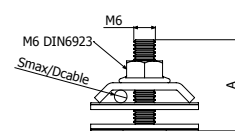
TT



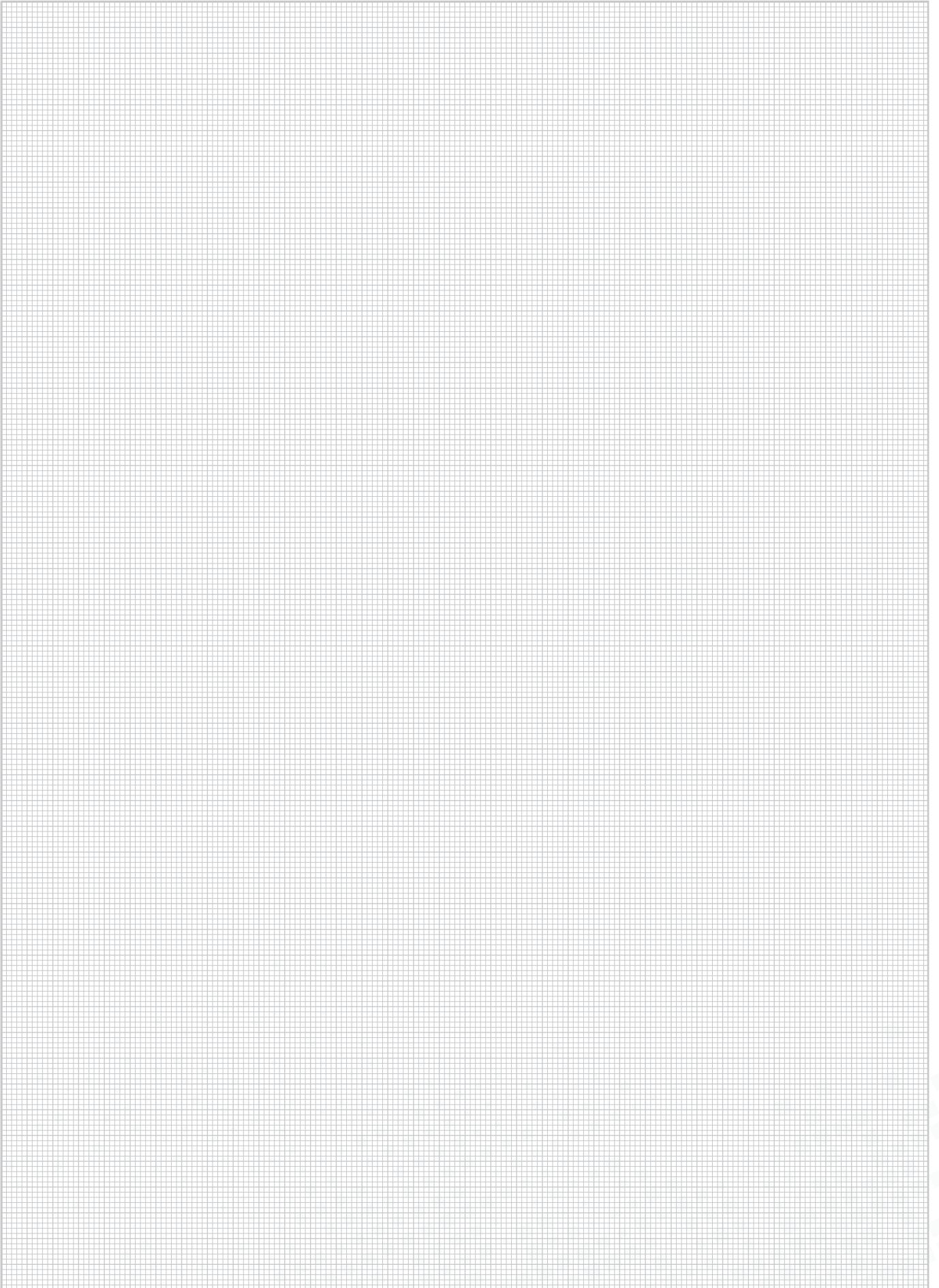
TTL



TT



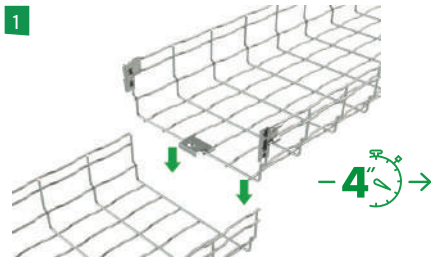

TTL







# BasorFIL



H65				
B	Area Riemp.	Riempimento Massimo*		
mm	cm <sup>2</sup>	1m	1,5m	2m
60	25	100%	100%	100%
100	51	100%	100%	100%
150	81	100%	100%	100%
200	111	100%	100%	86%
300	170	100%	100%	64%
400	228	100%	95%	67%
500	286	100%	91%	61%
600	345	100%	82%	57%

H105				
B	Area Riemp.	Riempimento Massimo*		
mm	cm <sup>2</sup>	1m	1,5m	2m
100	92	100%	100%	100%
150	146	100%	100%	96%
200	199	100%	100%	77%
300	305	100%	86%	57%
400	410	100%	95%	58%
500	518	100%	80%	50%
600	625	100%	73%	45%

H150				
B	Area Riemp.	Riempimento Massimo*		
mm	cm <sup>2</sup>	1m	1,5m	2m
100	92	100%	100%	100%
150	146	100%	100%	96%
200	199	100%	100%	77%
300	305	100%	86%	57%
400	410	100%	95%	58%
500	518	100%	80%	50%
600	625	100%	73%	45%

\*Maximum filling depending on support span (m) considering a cable load of 0,23 kg/(m·cm<sup>2</sup>)

**BF2R H65**

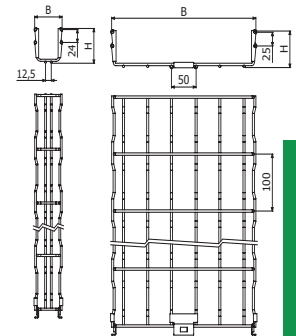


BF2R 60x65



BF2R  
L = 3 m (10 ft)

	B		H			EZ	EZ 1000	i304
	mm	inch	mm	inch		REF	REF	REF
BF2R-2F 60x65	60	2"	65	2"	0	207389	217354	207516
BF2R 100x65	100	4"	65	2"	0	207248	217355	207502
BF2R 150x65	150	6"	65	2"	0	207249	217356	207503
BF2R 200x65	200	8"	65	2"	1	207250	217357	207504
BF2R 300x65	300	12"	65	2"	1	207251	217358	207505
BF2R 400x65	400	16"	65	2"	1	207394	217359	207506
BF2R 500x65	500	20"	65	2"	2	207395	217361	207507
BF2R 600x65	600	24"	65	2"	2	207396	217362	207508



BF2R-2F  
60x65

BF2R  
H65

BasorFIL

**TERE (BF2R H65)**

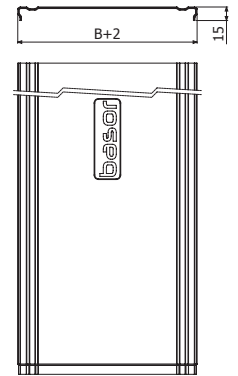


TERE

100/150/200/300 - L = 3 m (10 ft)  
400/500/600 (ZS/ZC) - L = 2 m (6,56 ft)  
400\*/500\*/600\* (i304) - L=3m (10ft)



	B		ZS	ZC	ZAM3K	i304
	mm	inch	REF	REF	REF	REF
TERE 60	60	2"	227517	227520	-	227518
TERE 100	100	4"	201312	201321	226516	204560
TERE 150	150	6"	201313	201322	226517	205123
TERE 200	200	8"	201314	201323	226518	204561
TERE 300	300	12"	201316	201325	226519	204716
TERE 400 2M	400	16"	201317	201326	226520	204931*
TERE 500 2M	500	20"	201318	201327	226521	204562*
TERE 600 2M	600	24"	201319	201328	226522	205357*



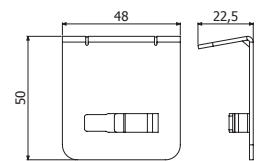

TERE 100/150/200/300

**PTBFR**



	ZS	i304	i316
PTBFR	210253	210254	218554

4 x PTBFR => 1 x TERE (BF2R/BFR)



H65-105-150

**PS**



PS 35-100  
L = 3 m (10 ft)

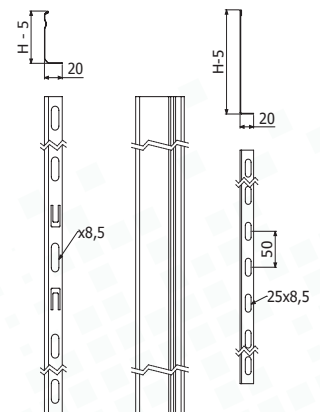


PSLE 150

	H		ZS	ZC	ZAM3K	i304	i316
	mm	inch	REF	REF	REF	REF	REF
PS 35	35	1 3/8"	203476	203479	-	211227	215544
PS 60	60	2"	202066	203480	226523	203645	215545
PS 80	80	3 1/7"	203477	203481	-	211228	218386
PS 100	100	4"	203478	203482	226524	205138	215500
PSLE 150	150	6"	209852	-	-	-	-

H 35/60/80/100

PSLE 150: B1 (204356-EZ // 206826-ZC) + GBF (200337-EZ // 200339-ZC)  
(1000 <-> 1000 mm)



PS 35/60/80/100

PSLE 150

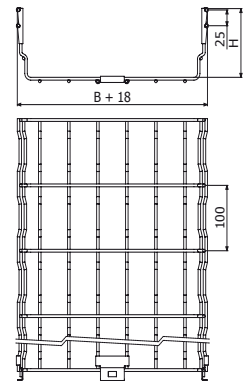
**BF2R H105**




L = 3 m (10 ft)



	B		H			EZ	EZ 1000	i304
	mm	inch	mm	inch		REF	REF	REF
BF2R 100X105	100	4"	105	4"	0	207914	217363	218559
BF2R 150X105	150	6"	105	4"	0	207915	217364	218560
BF2R 200X105	200	8"	105	4"	1	207397	217365	207509
BF2R 300X105	300	12"	105	4"	1	207398	217366	207510
BF2R 400X105	400	16"	105	4"	1	207399	217367	207511
BF2R 500X105	500	20"	105	4"	2	207400	217369	207512
BF2R 600X105	600	24"	105	4"	2	207401	217370	207513



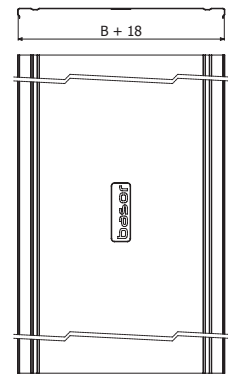
**TEBFR (BF2R H105/H150)**



L = 3 m (10 ft)



	B		ZS	ZC	ZAM3K	i304
	mm	inch	REF	REF	REF	REF
TEBFR 100	100	4"	209789	209886	226878	218576
TEBFR 150	150	6"	209790	209887	226879	218577
TEBFR 200	200	8"	209791	209888	226880	218578
TEBFR 300	300	12"	209792	209889	226881	218579
TEBFR 400	400	16"	209793	209890	226272	218580
TEBFR 500	500	20"	209794	209891	226882	218581
TEBFR 600	600	24"	209795	209892	226883	218582

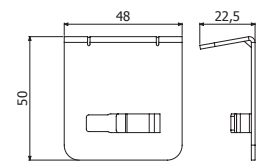


**PTBFR**





	ZS	i304	i316
	REF	REF	REF
PTBFR	210253	210254	218554

4 x PTBFR => 1 x TERE (BF2R/BFR)



H65-105-150





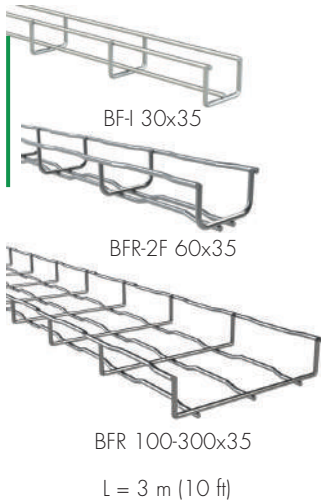
H35				
B	Area Riemp.	Riempimento Massimo*		
		1m	1,5m	2m
mm	cm <sup>2</sup>			
100	23	100%	100%	100%
150	36	100%	100%	100%
200	50	100%	100%	87%
300	77	100%	100%	56%

H65				
B	Area Riemp.	Riempimento Massimo*		
		1m	1,5m	2m
mm	cm <sup>2</sup>			
60	25	100%	100%	86%
100	51	100%	100%	100%
150	81	100%	100%	100%
200	111	100%	100%	98%
300	170	100%	100%	64%
400	228	100%	86%	48%
500	286	100%	84%	49%
600	345	100%	69%	40%

H105				
B	Area Riemp.	Riempimento Massimo*		
		1m	1,5m	2m
mm	cm <sup>2</sup>			
100	92	100%	100%	100%
150	146	100%	100%	93%
200	199	100%	100%	72%
300	305	100%	81%	47%
400	410	100%	76%	42%
500	518	100%	60%	34%
600	625	100%	50%	28%

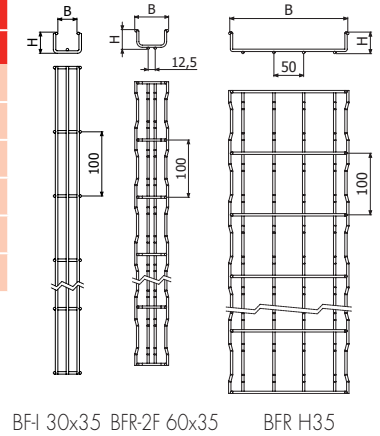
\*Maximum filling depending on support span (m) considering a cable load of 0,23 kg/(m·cm<sup>2</sup>)

**BFR H35 EZ-ZC**



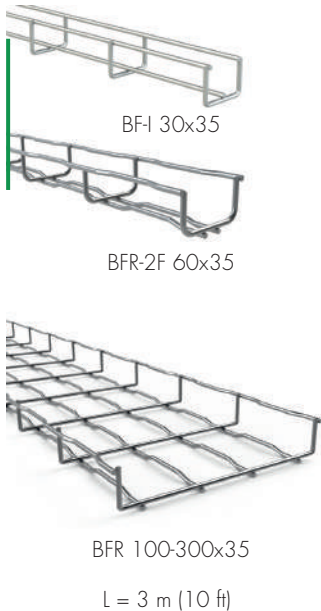
	B		H		EZ	ZC70
	mm	inch	mm	inch	REF	REF
BF-I 30X35	30	1"	35	1 3/8"	209804	-
BFR-2F 60X35	60	2"	35	1 3/8"	206407	208230
BFR 100X35	100	4"	35	1 3/8"	203616	200286
BFR 150X35	150	6"	35	1 3/8"	203617	200287
BFR 200X35	200	8"	35	1 3/8"	203618	200288
BFR 300X35	300	12"	35	1 3/8"	203619	200289

30, 60, 100, 150, 200 2x CGBF (204364-EZ / 204360-ZC)  
 300 3x CGBF (204364-EZ / 204360-ZC)



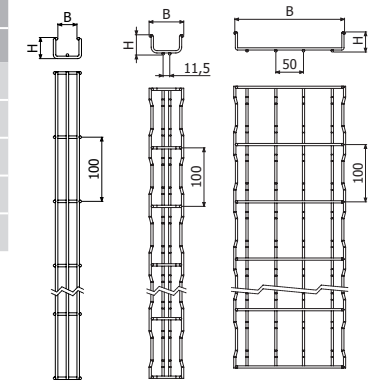
BF-I 30x35 BFR-2F 60x35 BFR H35

**BFR H35 i304-i316**



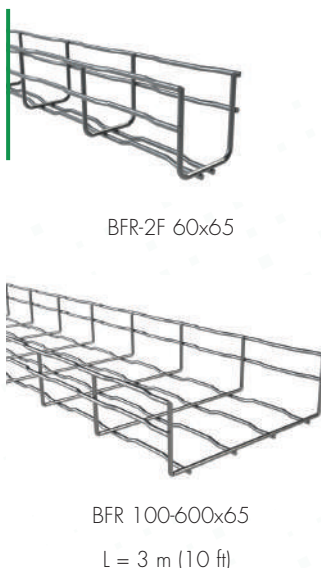
	B		H		i304	i316
	mm	inch	mm	inch	REF	REF
BF-I 30X35	30	1"	35	1 3/8"	209803	i/0438
BFR-2F 60X35	60	2"	35	1 3/8"	206516	208233
BFR 100X35	100	4"	35	1 3/8"	200303	207415
BFR 200X35	200	8"	35	1 3/8"	200305	207417
BFR 300X35	300	12"	35	1 3/8"	200306	207418

≤ 200 2x CGBF (204915-i304 / 205358-i316)  
 ≥ 300 3x CGBF (204915-i304 / 205358-i316)



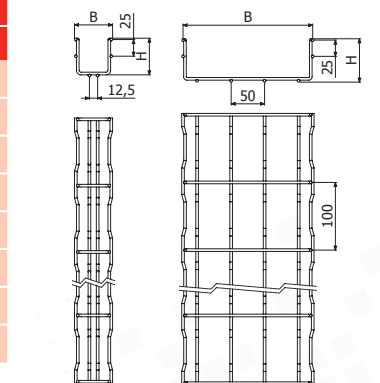
BF-I 30x35 BFR-2F 60x35 BFR H35

**BFR H65 EZ-ZC**



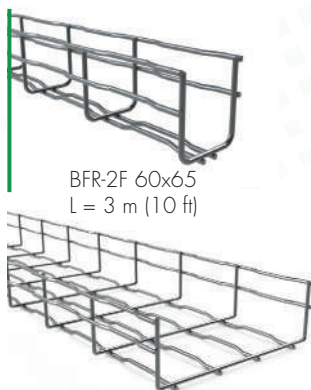
	B		H		EZ	ZC70
	mm	inch	mm	inch	REF	REF
BFR-2F 60X65	60	2"	61	2"	210009	215576
BFR 100X65	100	4"	65	2"	203622	200291
BFR 150X65	150	6"	65	2"	203623	200292
BFR 200X65	200	8"	65	2"	203624	200293
BFR 300X65	300	12"	65	2"	203625	200294
BFR 400X65	400	16"	65	2"	204407	200295
BFR 500X65	500	20"	65	2"	204409	200296
BFR 600X65	600	24"	65	2"	203626	200297

≤ 200 2x URBF (206217-EZ / 206219-ZC)  
 ≥ 300 2x URBF (206217-EZ / 206219-ZC)  
 + 1x CGBF (204364-EZ / 204360-ZC)



BFR-2F 60x65 BFR H65

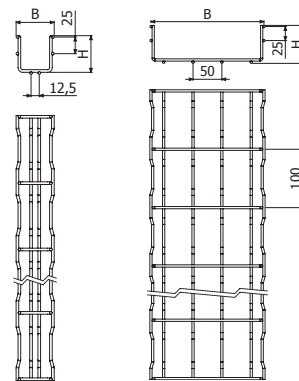
### BFR H65 i304-i316



BFR-2F 60x65  
L = 3 m (10 ft)

BFR 100-600x65  
L = 3 m (10 ft)

	B		H		i304	i316
	mm	inch	mm	inch	REF	REF
BFR-2F 60x65	60	2"	65	2"	200307	207419
BFR 100x65	100	4"	65	2"	200308	207420
BFR 150x65	150	6"	65	2"	200309	207421
BFR 200x65	200	8"	65	2"	200310	207422
BFR 300x65	300	12"	65	2"	200311	207423
BFR 400x65	400	16"	65	2"	200312	207424
BFR 500x65	500	20"	65	2"	200313	207425
BFR 600x65	600	24"	65	2"	200314	207426



BFR-2F 60x65

BFR H65

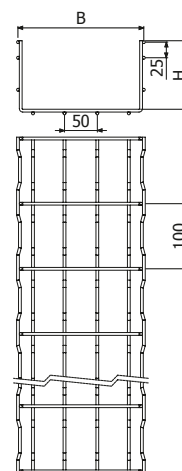
- ≤ 200 2x CGBF (204915-i304 / 205358-i316)
- ≥ 300 3x CGBF (204915-i304 / 205358-i316)

### BFR H105 i304-i316



L = 3 m (10 ft)

	B		H		i304	i316
	mm	inch	mm	inch	REF	REF
BFR 100X105	100	4"	105	4"	208769	-
BFR 150X105	150	6"	105	4"	218738	-
BFR 200X105	200	8"	105	4"	200315	207427
BFR 300X105	300	12"	105	4"	200316	207428
BFR 400X105	400	16"	105	4"	200317	207429
BFR 500X105	500	20"	105	4"	200318	207430
BFR 600X105	600	24"	105	4"	200319	207431



- ≤ 200 2x CGBF (204915-i304 / 205358-i316)
- ≥ 300 3x CGBF (204915-i304 / 205358-i316)



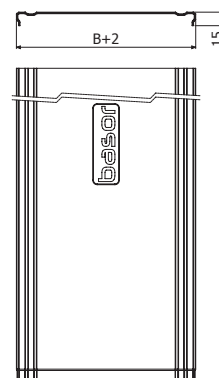
### TERE



L = 3 m (10 ft)  
100/150/200/300



	B		ZS	ZC	i304	i316
	mm	inch	REF	REF	REF	REF
TERE 60	60	2"	227517	227520	227518	227519
TERE 100	100	4"	201312	201321	204560	218154
TERE 150	150	6"	201313	201322	205123	218155
TERE 200	200	8"	201314	201323	204561	218156
TERE 300	300	12"	201316	201325	204716	218157
TERE 400 2M	400	16"	201317	201326		
TERE 500 2M	500	20"	201318	201327		
TERE 600 2M	600	24"	201319	201328		
TERE 400 3M	400	16"			204931	218158
TERE 500 3M	500	20"			204562	218159
TERE 600 3M	600	24"			205357	218160

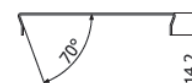


### B-TAP



L = ZS 3 m (10 ft)  
i304 1m (3,3ft)

	B		ZS	i304
	mm	inch	REF	REF
B-TAP 30	30	2"	i/0444	i/0434
B-TAP 60	60	2"	i/0413	i/0420
B-TAP 100	100	4"	i/0414	i/0421
B-TAP 150	150	6"	i/0415	i/0422
B-TAP 200	200	8"	i/0416	i/0423
B-TAP 300	300	12"	i/0417	i/0424
B-TAP 400	400	16"	i/0418	i/0425
B-TAP 500	500	20"	i/0440	i/0442
B-TAP 600	600	24"	i/0441	i/0443



**EBFR H105**



L = 3 m (10 ft)

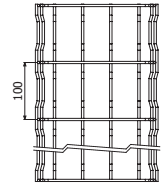
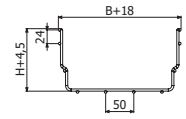


**BasorFIL Energy<sup>3</sup> EBFR**

B		H		ZC70
mm	inch	mm	inch	REF
100	4"	105	4"	207918
150	6"	105	4"	207919
200	8"	105	4"	207333
300	12"	105	4"	207334
400	16"	105	4"	207335
500	20"	105	4"	207336
600	24"	105	4"	207337

B ≤ 200 2x URBF (206219-ZC)

B ≥ 300 2x URBF (206219-ZC)  
 + 1x CGBF (204360-ZC)



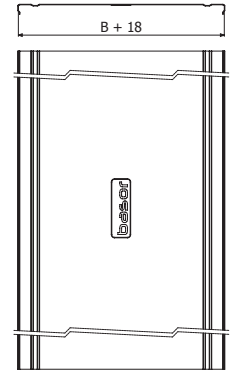
**TEBFR**




L = 3 m (10 ft)



	B		ZC
	mm	inch	REF
TEBFR 100	100	4"	209886
TEBFR 150	150	6"	209887
TEBFR 200	200	8"	209888
TEBFR 300	300	12"	209889
TEBFR 400	400	16"	209890
TEBFR 500	500	20"	209891
TEBFR 600	600	24"	209892

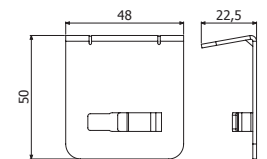


**PTBFR**

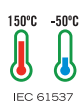


	ZS	i304	i316
	REF	REF	REF
PTBFR	210253	210254	218554

4 x PTBFR => 1 x TERE (BF2R/BFR)



H65-105-150



URBF



CGBF




CULA 65/105



CTBF



JUBFR-A




GBF



URCBF



UCBF



PDBFR



JUER-BFR



MU



SLS



SPBF



SPVBF



SSC



SST



STBF



PBF



SFS



STBU



CFBFR



STB2



SUC



SUCM



SCBFR



SUCM35



BJC



BJCM



SFL



PS



PTBFR

**URBF**



URBF 35


URBF 65/105

URBF 65/105

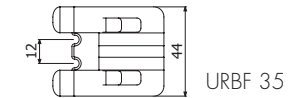
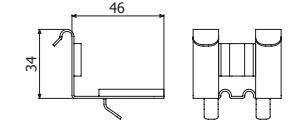
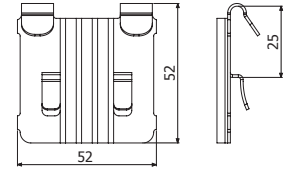
URBF 35

35 URB 35 (B=100-300)

65/105 URB 65/105



EZ	ZC
REF	REF
206217	206219
207271	207272




**CULA**

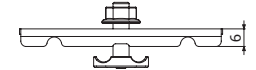
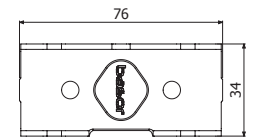


CULA 65/105

10



Pap	EZ	ZC	i304	i316
N-m	REF	REF	REF	REF
6	204919	204363	204921	218590

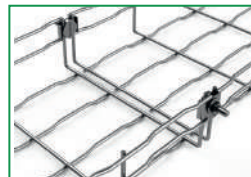


**CGBF**

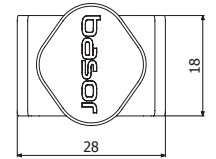
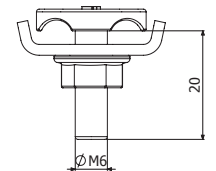


CGBF

10



Pap	EZ	ZC	i304	i316
N-m	REF	REF	REF	REF
6	204364	204360	204915	205358



**CTBF**

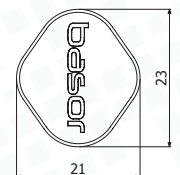
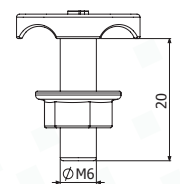


CTBF


10



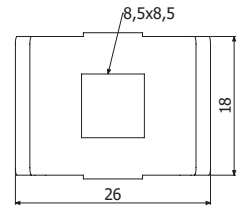
Pap	EZ	ZC	i304	i316
N-m	REF	REF	REF	REF
6	204362	207132	204923	208229



**GBF**



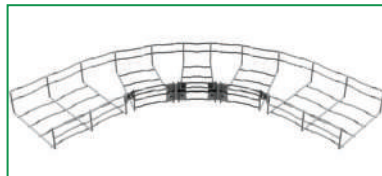
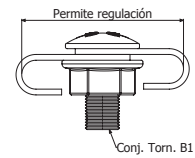
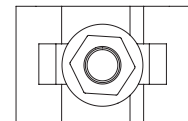
GBF	EZ	ZC	i304	i316
	REF	REF	REF	REF
	200337	200339	200340	201104



**UCBF**



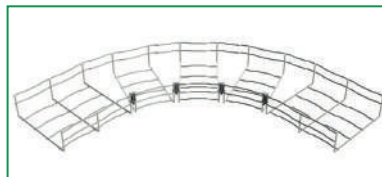
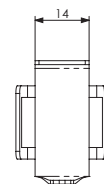
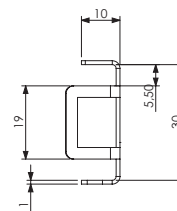
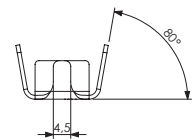
UCBF	Pap	EZ	ZC	i304	i316
	N-m	REF	REF	REF	REF
	6	205059	205060	205093	218589



**URCBF**



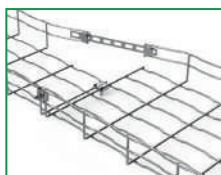
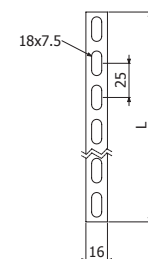
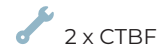
URCBF-100 Pack	ZS	i304
	REF	REF
	226134	226135



**MU**



MU 500	L	ZS	i304	i316
	mm	REF	REF	REF
	500	200357	209872	214244
MU 275	275	210007		



**JUBFR-A**

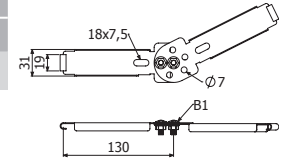


JUBFR-A 65/105

2 x GBF (200337-EZ / 200340-i304)  
+ 2/100 x B1 (204356-EZ / 204925-i304)



ZS	i304	i316
REF	REF	REF
209868	209869	218588



**JUER-BFR**

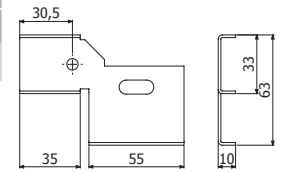


JUER-BFR 60/65


2 x CTBF + 2/100 x B1



i304	i316
REF	REF
207018	218387



**PDBFR**

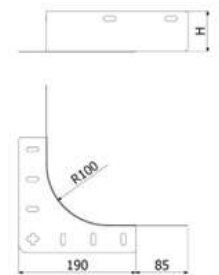


PDBFR 65

PDBFR 105

PDBFR 155

B		ZS
mm	inch	REF
65	2"	225032
105	4"	225033
155	6"	225034



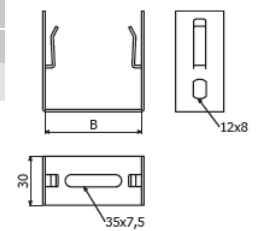
**PBF60**



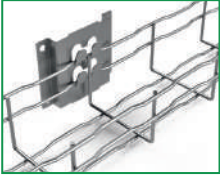
PBF60



B		i304
mm	inch	REF
60	2"	207304



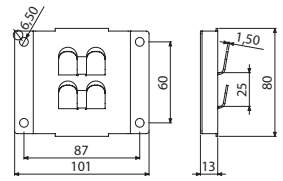
**SL**




SL

 BFR/BF2R 60x65 - 100x65

ZS	ZC	i304
REF	REF	REF
200355	200365	200375



**SLS**

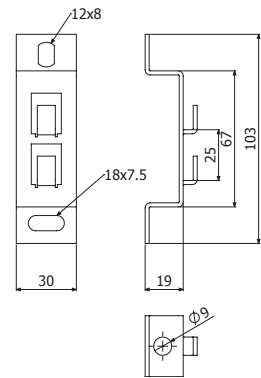


SLS

 BFR/BF2R 60x65 - 100x65

 VR6/VR8 - BFR/BF2R 60x65.200x65

ZS	ZC	i304	i316
REF	REF	REF	REF
200360	200370	200380	218561



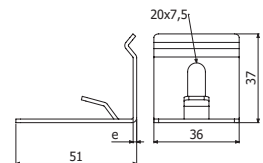
**SPBF**



SPBF 60-100x35

 BFR 60x35 - 100x35

ZS	i304
REF	REF
217591	217595



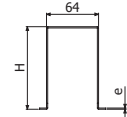
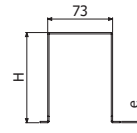
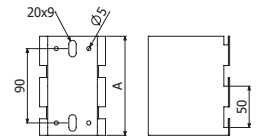
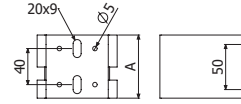
**SPVBF**



SPVBF 100/70


SPVBF 100/120

H		A		e	ZS	i304
mm	inch	mm	inch	mm	REF	REF
100	4	70	3	1,5	218716	218717
100	4	120	5	1,5	218705	218706




SPVBF 100/70

SPVBF 100/120



**SSC**



SSC 6

SSC 8/10

D	EZ	ZC	i304	i316
mm	REF	REF	REF	REF
7	218761	218760	-	-
10,5	202064	200363	200373	218553



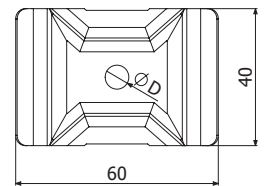
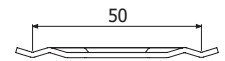
SSC 6 -> M6  
SSC 8/10 -> M8/M10



60x35, 150x35, 60x65.



2x SSC 8/10 + 2x DIN6923 M8 + BF2R/BFR (B<=200mm)




**SST**



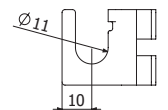
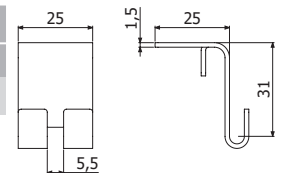
SST



VR8/VR10



ZS	i316
REF	REF
205724	218803



**STBF**

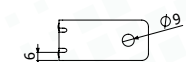
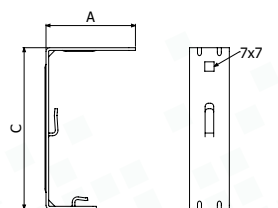



STBF 100X35

STBF 60X65

STBF 100X65

A	C	ZS	ZC
mm	mm	REF	REF
45	90	209675	209857
45	120	217314	☎
70	120	200886	☎



**SCBFR**



SCBFR 1KG




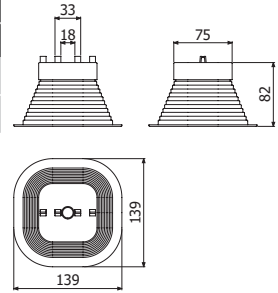
SCBFR 3,5KG



SCBFR 1 KG  
SCBFR 3,5 KG

B= 60-150 --> 1x SCBFR 1kg / 1x SCBFR 3,5 kg (long.)  
B= 200 --> 1x SCBFR 1kg Alternate position / 1x SCBFR 3,5 kg  
B= 300 - 400 --> 2 x SCBFR 1kg / 1x SCBFR 3,5 kg (alt.pos B:400)  
B= 500 - 600 --> 2 x SCBFR

RLH
REF
223328
225777




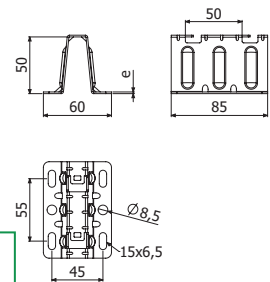
**PBF**



PBF



e	CTA		ZS	ZC	i304	i316
mm	kg	lb	REF	REF	REF	REF
1	250	551	205590	204397	208777	218565



**SFS**

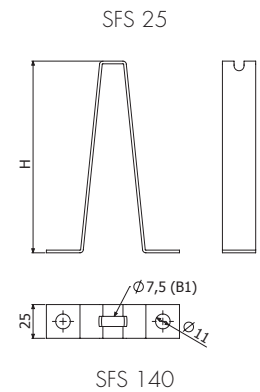


SFS 70  
SFS 140



C-SVO + 2 x SFS + 2/100 x B1

H	ZS	
mm	inch	REF
70	2 3/4"	225381
142	5 5/8"	205602

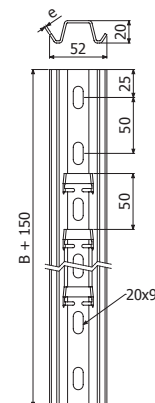


**C-SVO**



TFSO

	B		e	CTA		ZS	ZC	e	i304	i316
	mm	inch		mm	kg	lb	REF		REF	mm
C-SVO100	100	4"	1,5	250	552	203630	206280	1,5	206285	218421
C-SVO150	150	6"	1,5	200	441	201073	201078	1,5	201087	218422
C-SVO200	200	8"	2	294	649	201074	201079	1,5	201088	218423
C-SVO300	300	12"	2	235	519	201076	201081	1,5	201090	218424
C-SVO400	400	16"	2	161	355	203629	205719	1,5	206286	218425
C-SVO450	450	18"	2	115	254	201075	-	-	-	-
C-SVO500	500	20"	2	115	254	201077	201082	1,5	206287	218426
C-SVO600	600	24"	2	87	192	205941	205720	1,5	206288	218427
TFSO	-	-	-	-	-	200894	-	-	-	-



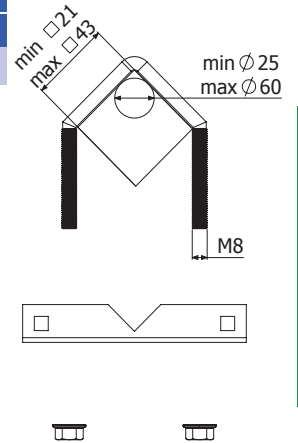
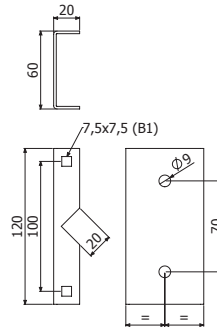
**KFS**



KFS		
-----	--	--

13 C-SVO

Pap	ZS
N.m	REF
15	208231



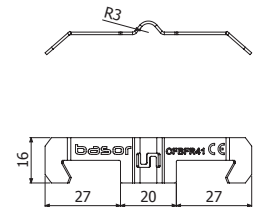
**CFBFR41**



CFBFR41		
---------	--	--

SP2, SP4, SP3S, 41/82

i301	i316
REF	REF
210284	218567



**FSBFR**

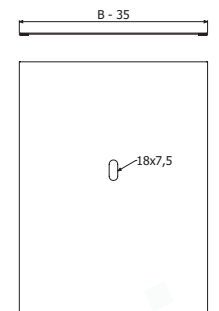


L = 3 m (10 ft)




	B		ZS
	mm	inch	REF
FSBFR 100	100	4"	209658
FSBFR 150	150	6"	209659
FSBFR 200	200	8"	209660
FSBFR 300	300	12"	209661
FSBFR 400	400	16"	209662
FSBFR 500	500	20"	209663
FSBFR 600	600	24"	209664

1/100 x B1 (204356-EZ // 206826-ZC) + GBF (200337-EZ // 200339-ZC) (1000 <-> 1000 mm)



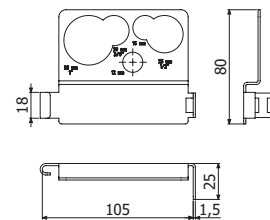
**STB2**



STB2 12-32



ZS	ZC	i304	i316
REF	REF	REF	REF
218798	218799	218800	218801



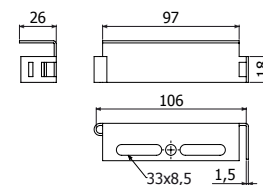
**STBU**





STBU

65 / 105  
105  
Ømax: 63mm / 2"

ZS
REF
205834



**SUC**



SUC



29-70 mm

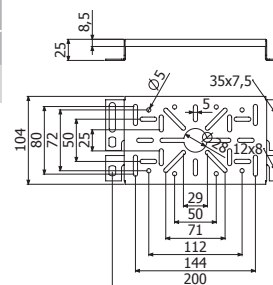


79x50, 98-128x50, 15-55x82




L: 30 - 147

ZS	ZC	i304	i316
REF	REF	REF	REF
200358	200368	200378	218563



**SUCM**

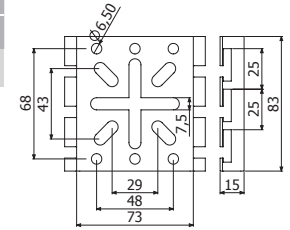


SUCM



L: 30-48

ZS	ZC	i304	i316
REF	REF	REF	REF
200359	200369	200379	218564



**SUCM 35**

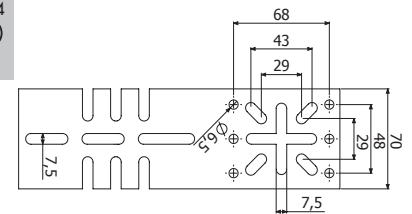


SUCM 35




2 x CTBF (204362-EZ // 207132-ZC // 204923-i304)

ZS	ZC	i304
REF	REF	
206343	207256	



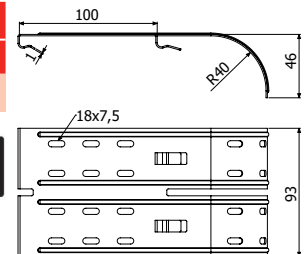
**BJC**



BJC



ZS	ZC
REF	REF
206451	206452



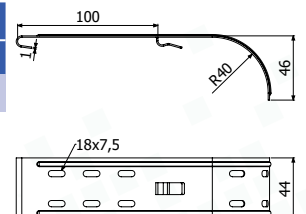
**BJCM**



BJCM




ZS
REF
209807



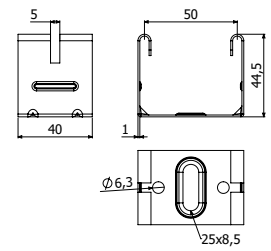
**SFL**



SFL



ZS	i304
REF	REF
205906	211308

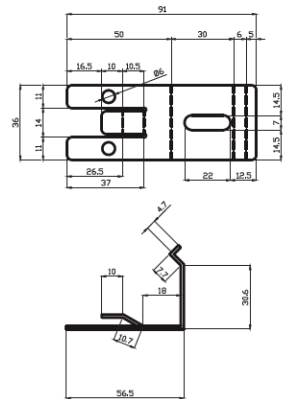


**B-CME**



B-CME

ZS	i304
REF	REF
i/0410	i/0411



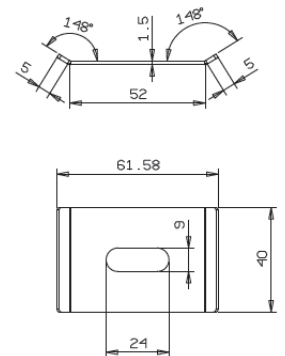
**B-SSC**



B-SSC

ZS	i304
REF	REF
i/0426	i/0427

Per fissaggio in sospensione, pavimento o costruire curva a 90°

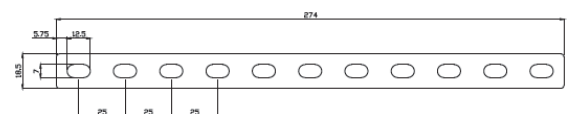


**B-MULTI 290**



B-MULTI 290

ZS	i304
REF	REF
i/0428	i/0429



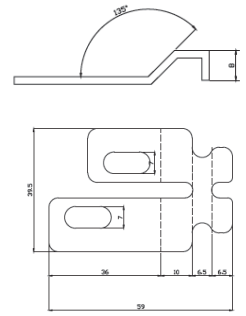
**B-LAN**



B-LAN



i304	i316
REF	REF
i/0436	i/0437



**TBFR**

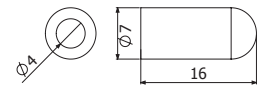


TBFR-100



100u

PVC
REF
228728



**A**



TDC



BPZ



BPZC

TDC Utensile da taglio

BPZ Vernice zincante brillante 400ml

BPZC Zincante di riparazione ZC 96% Zn 500ml

REF

205066

207224

225464


**TT / TTL**



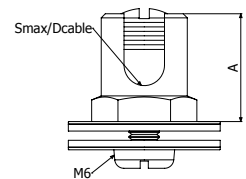
TT



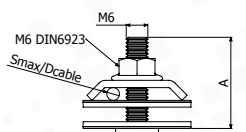
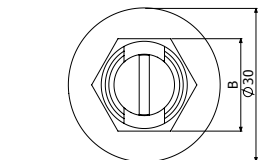
TTL



	Smin	Smax	Dcable	A	B	LTN
	mm <sup>2</sup>	mm <sup>2</sup>	mm	mm	mm	REF
TT 4-35	4	35	2,2 a 8	22	18	206796
TT 35-95	35	95	8 a 12	30	24	206797
TTL 10-35	10	35	4 a 8	25	-	208189



TT



TTL





# BasorTRAY



1



2



3



NR2E H60				
B	Area Riemp.	Riempimento Massimo*		
mm	cm <sup>2</sup>	1,5m	2m	2,5m
100	54	100%	100%	100%
150	83	100%	100%	100%
200	112	100%	100%	100%
300	170	100%	100%	77%
400	227	100%	100%	86%
500	285	100%	100%	69%
600	343	100%	100%	57%

NR2E H75				
B	Area Riemp.	Riempimento Massimo*		
mm	cm <sup>2</sup>	1,5m	2m	2,5m
100	69	100%	100%	100%
150	107	100%	100%	100%
200	144	100%	100%	100%
300	218	100%	100%	86%
400	291	100%	100%	82%
500	366	100%	100%	65%
600	440	100%	85%	54%

NE2E H60			
B	Area Riemp.	Riempimento Massimo*	
mm	cm <sup>2</sup>	1m	1,5m
100	54	100%	100%
150	83	100%	100%
200	112	100%	100%
300	170	100%	100%

NE2E H75			
B	Area Riemp.	Riempimento Massimo*	
mm	cm <sup>2</sup>	1m	1,5m
100	69	100%	100%
150	107	100%	100%
200	144	100%	100%
300	218	100%	100%

\*Maximum filling depending on support span (m) considering a cable load of 0,23 kg/(m·cm<sup>2</sup>)

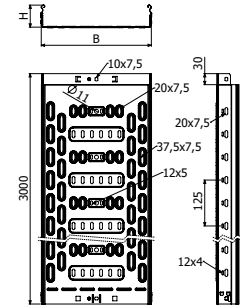
**NR2E H60**




L = 3 m (10 ft)



	B		H		ZS	ZAM3K
	mm	inch	mm	inch	REF.	REF.
NR2E 100X60	100	4"	60	2 3/8"	223988	228200
NR2E 150X60	150	6"	60	2 3/8"	223989	228201
NR2E 200X60	200	8"	60	2 3/8"	223990	228202
NR2E 300X60	300	12"	60	2 3/8"	223991	228203
NR2E 400X60	400	16"	60	2 3/8"	223992	228204
NR2E 500X60	500	20"	60	2 3/8"	223993	228205
NR2E 600X60	600	24"	60	2 3/8"	223994	228206



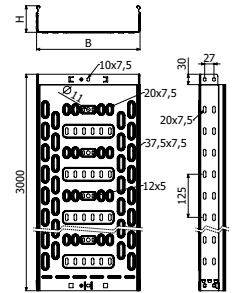
**NR2E H75**




L = 3 m (10 ft)



	B		H		ZS
	mm	inch	mm	inch	REF.
NR2E 100X75	100	4"	75	3"	223995
NR2E 150X75	150	6"	75	3"	223996
NR2E 200X75	200	8"	75	3"	223997
NR2E 300X75	300	12"	75	3"	223998
NR2E 400X75	400	16"	75	3"	223999
NR2E 500X75	500	20"	75	3"	224000
NR2E 600X75	600	24"	75	3"	224001



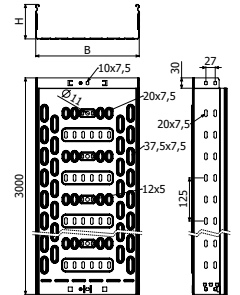
**NR2E H100**




L = 3 m (10 ft)




	B		H		ZS	ZAM3K
	mm	inch	mm	inch	REF.	REF.
NR2E 100X100	100	4"	100	4"	288778	228207
NR2E 150X100	150	6"	100	4"	288779	228208
NR2E 200X100	200	8"	100	4"	288780	228209
NR2E 300X100	300	12"	100	4"	288781	227789
NR2E 400X100	400	16"	100	4"	288782	228210
NR2E 500X100	500	20"	100	4"	288783	228211
NR2E 600X100	600	24"	100	4"	288784	228212



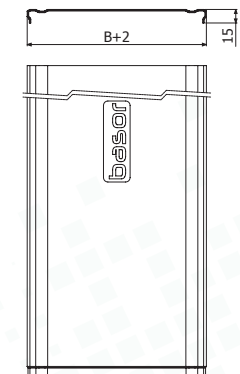
**TNRE**




L = 3 m (10 ft)



	B		ZS	ZAM3K
	mm	inch	REF.	REF.
TNRE 100 3M	100	4"	224841	227974
TNRE 150 3M	150	6"	224842	227975
TNRE 200 3M	200	8"	224843	227976
TNRE 300 3M	300	12"	224844	227977
TNRE 400 3M	400	16"	224845	227978
TNRE 500 3M	500	20"	224846	227979
TNRE 600 3M	600	24"	224847	227980



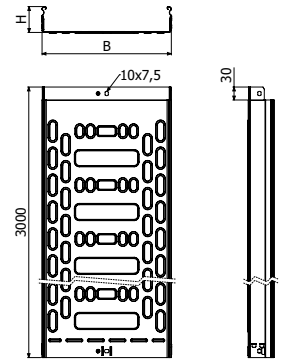
**NR2E-C H60**



L = 3 m (10 ft)



	B		H		ZS	ZAM3K
	mm	inch	mm	inch	REF.	REF.
NR2E-C 100X60	100	4"	60	2 3/8"	228763	-
NR2E-C 150X60	150	6"	60	2 3/8"	228764	-
NR2E-C 200X60	200	8"	60	2 3/8"	228765	-
NR2E-C 300X60	300	12"	60	2 3/8"	288785	-
NR2E-C 400X60	400	16"	60	2 3/8"	288786	227985
NR2E-C 500X60	500	20"	60	2 3/8"	288787	227986
NR2E-C 600X60	600	24"	60	2 3/8"	288788	228761



1/100 x B1 (204356-EZ)



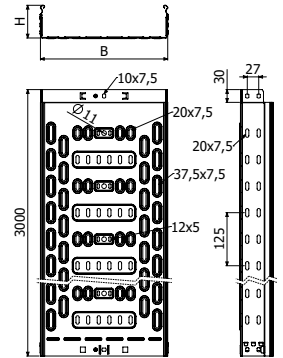
**NR2E-C H75**



L = 3 m (10 ft)



	B		H		ZS
	mm	inch	mm	inch	REF.
NR2E-C 100X75	100	4"	75	3"	224002
NR2E-C 150X75	150	6"	75	3"	224003
NR2E-C 200X75	200	8"	75	3"	224004
NR2E-C 300X75	300	12"	75	3"	224005
NR2E-C 400X75	400	16"	75	3"	224006
NR2E-C 500X75	500	20"	75	3"	224007
NR2E-C 600X75	600	24"	75	3"	224008



1/100 x B1 (204356-EZ)



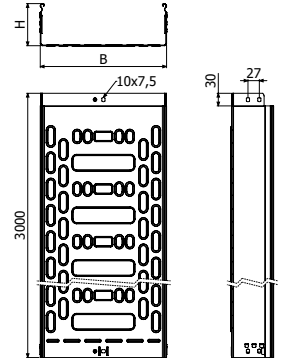
**NR2E-C H100**



L = 3 m (10 ft)



	B		H		ZS	ZAM3K
	mm	inch	mm	inch	REF.	REF.
NR2E-C 100X100	100	4"	100	4"	288789	227987
NR2E-C 150X100	150	6"	100	4"	288790	227988
NR2E-C 200X100	200	8"	100	4"	288791	227989
NR2E-C 300X100	300	12"	100	4"	288792	227990
NR2E-C 400X100	400	16"	100	4"	288793	227991
NR2E-C 500X100	500	20"	100	4"	288794	227992
NR2E-C 600X100	600	24"	100	4"	288795	228762



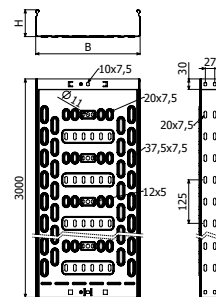
1/100 x B1 (204356-EZ)

**NRE H75**



L = 3 m (10 ft)

	B		H		ZC
	mm	inch	mm	inch	REF.
NRE 100x75	100	4"	75	3"	227610
NRE 150x75	150	6"	75	3"	227611
NRE 200x75 GC	200	8"	75	3"	227612
NRE 300x75 GC	300	12"	75	3"	227613
NRE 400x75 GC	400	16"	75	3"	227614
NRE 500x75 GC	500	20"	75	3"	227615
NRE 600x75 GC	600	24"	75	3"	227616



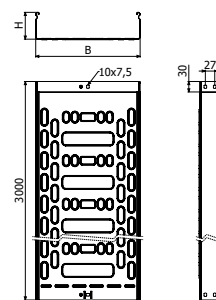
**PRODOTTO DISPONIBILE SU RICHIESTA**

**NRE-C H75**




L = 3 m (10 ft)

	B		H		ZC
	mm	inch	mm	inch	REF.
NRE-C 100x75	100	4"	75	3"	227617
NRE-C 150x75	150	6"	75	3"	227618
NRE-C 200x75	200	8"	75	3"	227619
NRE-C 300x75	300	12"	75	3"	227620
NRE-C 400x75	400	16"	75	3"	227621
NRE-C 500x75	500	20"	75	3"	227622
NRE-C 600x75	600	24"	75	3"	227623



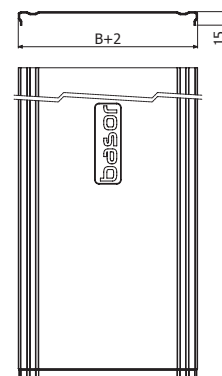
**PRODOTTO DISPONIBILE SU RICHIESTA**

**TERE**



TERE


	B		ZC
	mm	inch	REF.
TERE 60	60	2"	227520
TERE 100	100	4"	201321
TERE 150	150	6"	201322
TERE 200	200	8"	201323
TERE 300	300	12"	201325
TERE 400 2M	400	16"	201326
TERE 500 2M	500	20"	201327
TERE 600 2M	600	24"	201328



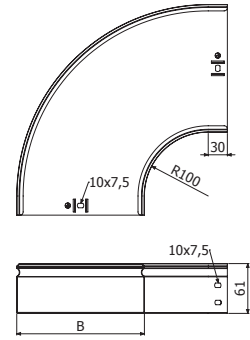
TERE 100/150/200/300

100/150/200/300 - L = 3 m (10 ft)  
400/500/600 (ZS/ZC) - L = 2 m (6,56 ft)  
400\*/500\*/600\* (I304) - L=3m (10ft)

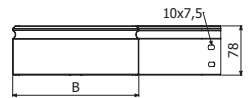
**CPNRE**



	B		H		ZS	ZC	ZAM3K
	mm	inch	mm	inch	REF.	REF.	REF.
CPNRE 100X60	100	4"	60	2 3/8"	224035	-	228221
CPNRE 150X60	150	6"	60	2 3/8"	224036	-	228222
CPNRE 200X60	200	8"	60	2 3/8"	224037	-	228223
CPNRE 300X60	300	12"	60	2 3/8"	224038	-	228224
CPNRE 400X60	400	16"	60	2 3/8"	224039	-	228225
CPNRE 500X60	500	20"	60	2 3/8"	224040	-	228226
CPNRE 600X60	600	24"	60	2 3/8"	224041	-	228227
CPNRE 100X75	100	4"	75	3"	224042	227624	-
CPNRE 150X75	150	6"	75	3"	224043	227625	-
CPNRE 200X75	200	8"	75	3"	224044	227626	-
CPNRE 300X75	300	12"	75	3"	224045	227627	-
CPNRE 400X75	400	16"	75	3"	224046	227628	-
CPNRE 500X75	500	20"	75	3"	224047	227629	-
CPNRE 600X75	600	24"	75	3"	224048	227630	-
CPNRE 100X100	100	4"	100	4"	-	-	228228
CPNRE 150X100	150	6"	100	4"	-	-	228229
CPNRE 200X100	200	8"	100	4"	-	-	228230
CPNRE 300X100	300	12"	100	4"	-	-	228231
CPNRE 400X100	400	16"	100	4"	-	-	228232
CPNRE 500X100	500	20"	100	4"	-	-	228233
CPNRE 600X100	600	24"	100	4"	-	-	228234



CPNRE H60



CPNRE H75

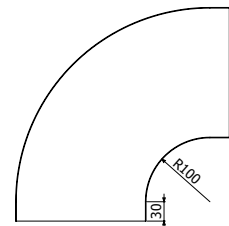

B = 100>300 --> 2x JUNRE (H60 224217 / H75 224218)  
 B = 400>600 --> 2x JUNRE (H60 224217 / H75 224218) + 1x JUNRE-C (224252)




**TCPNRE**



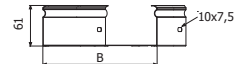
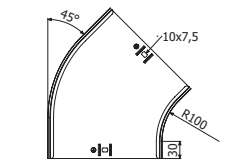
	B		ZS	ZC	ZAM3K
	mm	inch	REF.	REF.	REF.
TCPNRE 100	100	4"	224063	227638	228249
TCPNRE 150	150	6"	224064	227639	228250
TCPNRE 200	200	8"	224065	227640	228251
TCPNRE 300	300	12"	224066	227641	228252
TCPNRE 400	400	16"	224067	227642	228253
TCPNRE 500	500	20"	224068	227643	228254
TCPNRE 600	600	24"	224069	227644	228255



**CPNRE45**




	B		H		ZS	ZC	ZAM3K
	mm	inch	mm	inch	REF.	REF.	REF.
CPNRE 100X60	100	4"	60	2 3/8"	224049	-	228235
CPNRE 150X60	150	6"	60	2 3/8"	224050	-	228236
CPNRE45 200X60	200	8"	60	2 3/8"	224051	-	228237
CPNRE45 300X60	300	12"	60	2 3/8"	224052	-	228238
CPNRE45 400X60	400	16"	60	2 3/8"	224053	-	228239
CPNRE45 500X60	500	20"	60	2 3/8"	224054	-	228240
CPNRE45 600X60	600	24"	60	2 3/8"	224055	-	228241
CPNRE45 100X75	100	4"	75	3"	224056	227631	-
CPNRE45 150X75	150	6"	75	3"	224057	227632	-
CPNRE45 200X75	200	8"	75	3"	224058	227633	-
CPNRE45 300X75	300	12"	75	3"	224059	227634	-
CPNRE45 400X75	400	16"	75	3"	224060	227635	-
CPNRE45 500X75	500	20"	75	3"	224061	227636	-
CPNRE45 600X75	600	24"	75	3"	224062	227637	-
CPNRE45 100X100	100	4"	100	4"	-	-	228242
CPNRE45 150X100	150	6"	100	4"	-	-	228243
CPNRE45 200X100	200	8"	100	4"	-	-	228244
CPNRE45 300X100	300	12"	100	4"	-	-	228245
CPNRE45 400X100	400	16"	100	4"	-	-	228246
CPNRE45 500X100	500	20"	100	4"	-	-	228247
CPNRE45 600X100	600	24"	100	4"	-	-	228248



CPNRE45 H60




CPNRE45 H75

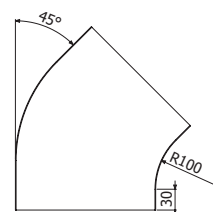
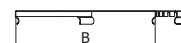
 B = 100>300 --> 2x JUNRE (H60 224217 / H75 224218)  
 B = 400>600 --> 2x JUNRE (H60 224217 / H75 224218) + 1X JUNRE-C (224252)




**TCPNRE45**



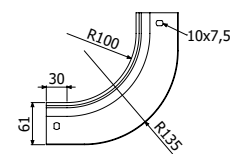
	B		ZS	ZC	ZAM3K
	mm	inch	REF.	REF.	REF.
TCPNRE45 100	100	4"	224070	227645	228256
TCPNRE45 150	150	6"	224071	227646	228257
TCPNRE45 200	200	8"	224072	227647	228258
TCPNRE45 300	300	12"	224073	227648	228259
TCPNRE45 400	400	16"	224074	227649	228260
TCPNRE45 500	500	20"	224075	227650	228261
TCPNRE45 600	600	24"	224076	227651	228262



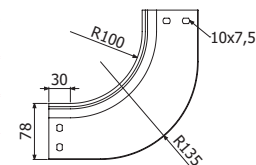
**CCNRE**



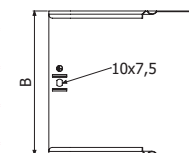
	B		H		ZS	ZC	ZAM3K
	mm	inch	mm	inch	REF.	REF.	REF.
CCNRE 100X60	100	4"	60	2 3/8"	224077	-	228263
CCNRE 150X60	150	6"	60	2 3/8"	224078	-	228264
CCNRE 200X60	200	8"	60	2 3/8"	224079	-	228265
CCNRE 300X60	300	12"	60	2 3/8"	224080	-	228266
CCNRE 400X60	400	16"	60	2 3/8"	224081	-	228267
CCNRE 500X60	500	20"	60	2 3/8"	224082	-	228268
CCNRE 600X60	600	24"	60	2 3/8"	224083	-	228269
CCNRE 100X75	100	4"	75	3"	224084	227652	-
CCNRE 150X75	150	6"	75	3"	224085	227653	-
CCNRE 200X75	200	8"	75	3"	224086	227654	-
CCNRE 300X75	300	12"	75	3"	224087	227655	-
CCNRE 400X75	400	16"	75	3"	224088	227656	-
CCNRE 500X75	500	20"	75	3"	224089	227657	-
CCNRE 600X75	600	24"	75	3"	224090	227658	-
CCNRE 100X100	100	4"	100	4"	-	-	228270
CCNRE 150X100	150	6"	100	4"	-	-	228271
CCNRE 200X100	200	8"	100	4"	-	-	228272
CCNRE 300X100	300	12"	100	4"	-	-	228273
CCNRE 400X100	400	16"	100	4"	-	-	228274
CCNRE 500X100	500	20"	100	4"	-	-	228275
CCNRE 600X100	600	24"	100	4"	-	-	228276





CCNRE H60




CCNRE H75



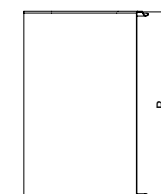
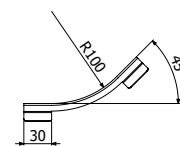
 B = 100>300 --> 2x JUNRE (H60 224217 / H75 224218)  
 B = 400>600 --> 2x JUNRE (H60 224217 / H75 224218) +1X JUNRE-C (224252)




**TCCNRE**



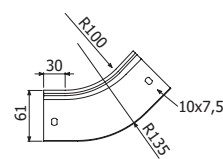
	B		ZS	ZC	ZAM3K
	mm	inch	REF.	REF.	REF.
TCCNRE 100	100	4"	224105	227666	228291
TCCNRE 150	150	6"	224106	227667	228292
TCCNRE 200	200	8"	224107	227668	228293
TCCNRE 300	300	12"	224108	227669	228294
TCCNRE 400	400	16"	224109	227670	228295
TCCNRE 500	500	20"	224110	227671	228296
TCCNRE 600	600	24"	224111	227672	228297



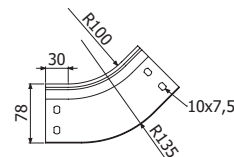
**CCNRE45**



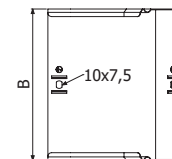
	B		H		ZS	ZAM3K
	mm	inch	mm	inch	REF.	REF.
CCNRE45 100X60	100	4"	60	2 3/8"	224091	228277
CCNRE45 150X60	150	6"	60	2 3/8"	224092	228278
CCNRE45 200X60	200	8"	60	2 3/8"	224093	228279
CCNRE45 300X60	300	12"	60	2 3/8"	224094	228280
CCNRE45 400X60	400	16"	60	2 3/8"	224095	228281
CCNRE45 500X60	500	20"	60	2 3/8"	224096	228282
CCNRE45 600X60	600	24"	60	2 3/8"	224097	228283
CCNRE45 100X75	100	4"	75	3"	224098	-
CCNRE45 150X75	150	6"	75	3"	224099	-
CCNRE45 200X75	200	8"	75	3"	224100	-
CCNRE45 300X75	300	12"	75	3"	224101	-
CCNRE45 400X75	400	16"	75	3"	224102	-
CCNRE45 500X75	500	20"	75	3"	224103	-
CCNRE45 600X75	600	24"	75	3"	224104	-
CCNRE45 100X100	100	4"	100	4"	288817	228284
CCNRE45 150X100	150	6"	100	4"	288818	228285
CCNRE45 200X100	200	8"	100	4"	288819	228286
CCNRE45 300X100	300	12"	100	4"	288820	228287
CCNRE45 400X100	400	16"	100	4"	288821	228288
CCNRE45 500X100	500	20"	100	4"	288822	228289
CCNRE45 600X100	600	24"	100	4"	288823	228290




CCNRE45 H60



CCNRE45 H75



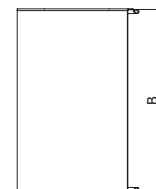
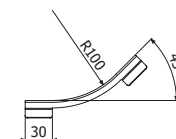
 B = 100>300 --> 2x JUNRE (H60 224217 / H75 224218)  
 B = 400>600 --> 2x JUNRE (H60 224217 / H75 224218) +1X JUNRE-C (224252)



**TCCNRE45**



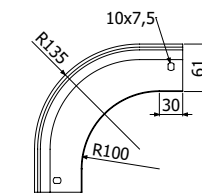
	B		ZS	ZC	ZAM3K
	mm	inch	REF.	REF.	REF.
TCCNRE45 100	100	4"	224112	227673	228298
TCCNRE45 150	150	6"	224113	227674	228299
TCCNRE45 200	200	8"	224114	227675	228300
TCCNRE45 300	300	12"	224115	227676	228301
TCCNRE45 400	400	16"	224116	227677	228302
TCCNRE45 500	500	20"	224117	227678	228303
TCCNRE45 600	600	24"	224118	227679	228304



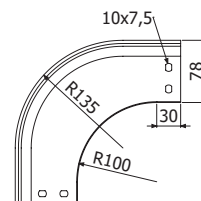
**CXNRE**



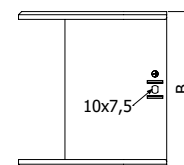
	B		H		ZS	ZC	ZAM3K
	mm	inch	mm	inch	REF.	REF.	REF.
CXNRE 100X60	100	4"	60	2 3/8"	224119	-	228305
CXNRE 150X60	150	6"	60	2 3/8"	224120	-	228306
CXNRE 200X60	200	8"	60	2 3/8"	224121	-	228307
CXNRE 300X60	300	12"	60	2 3/8"	224122	-	228308
CXNRE 400X60	400	16"	60	2 3/8"	224123	--	228309
CXNRE 500X60	500	20"	60	2 3/8"	224124	-	228310
CXNRE 600X60	600	24"	60	2 3/8"	224125	-	228311
CXNRE 100X75	100	4"	75	3"	224126	227680	-
CXNRE 150X75	150	6"	75	3"	224127	227681	-
CXNRE 200X75	200	8"	75	3"	224128	227682	-
CXNRE 300X75	300	12"	75	3"	224129	227683	-
CXNRE 400X75	400	16"	75	3"	224130	227684	-
CXNRE 500X75	500	20"	75	3"	224131	227685	-
CXNRE 600X75	600	24"	75	3"	224132	227686	-
CXNRE 100X100	100	4"	100	4"	-	-	228312
CXNRE 150X100	150	6"	100	4"	-	-	228313
CXNRE 200X100	200	8"	100	4"	-	-	228314
CXNRE 300X100	300	12"	100	4"	-	-	228315
CXNRE 400X100	400	16"	100	4"	-	-	228316
CXNRE 500X100	500	20"	100	4"	-	-	228317
CXNRE 600X100	600	24"	100	4"	-	-	228318



CXNRE H60




CXNRE H75




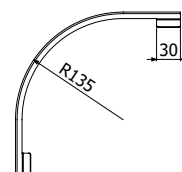
B = 100>300 --> 2x JUNRE (H60 224217 / H75 224218)  
 B = 400>600 --> 2x JUNRE (H60 224217 / H75 224218) + 1X JUNRE-C (224252)



**TCXNRE**



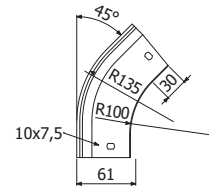
	B		ZS	ZC	ZAM3K
	mm	inch	REF.	REF.	REF.
TCXNRE 100X60	100	4"	224147	-	228333
TCXNRE 150X60	150	6"	224148	-	228334
TCXNRE 200X60	200	8"	224149	-	228335
TCXNRE 300X60	300	12"	224150	-	228336
TCXNRE 400X60	400	16"	224151	--	228337
TCXNRE 500X60	500	20"	224152	-	228338
TCXNRE 600X60	600	24"	224153	-	228339
TCXNRE 100X75	100	4"	224154	227694	-
TCXNRE 150X75	150	6"	224155	227695	-
TCXNRE 200X75	200	8"	224156	227696	-
TCXNRE 300X75	300	12"	224157	227697	-
TCXNRE 400X75	400	16"	224158	227698	-
TCXNRE 500X75	500	20"	224159	227699	-
TCXNRE 600X75	600	24"	224160	227700	-
TCXNRE 100X100	100	4"	-	-	228340
TCXNRE 150X100	150	6"	-	-	228341
TCXNRE 200X100	200	8"	-	-	228342
TCXNRE 300X100	300	12"	-	-	228343
TCXNRE 400X100	400	16"	-	-	228344
TCXNRE 500X100	500	20"	-	-	228345
TCXNRE 600X100	600	24"	-	-	228346



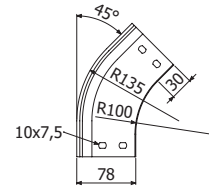
**CXNRE45**



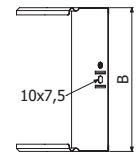
	B		H		ZS	ZC	ZAM3K
	mm	inch	mm	inch	REF.	REF.	REF.
CXNRE45 100X60	100	4"	60	2 3/8"	224133	-	228319
CXNRE45 150X60	150	6"	60	2 3/8"	224134	-	228320
CXNRE45 200X60	200	8"	60	2 3/8"	224135	-	228321
CXNRE45 300X60	300	12"	60	2 3/8"	224136	-	228322
CXNRE45 400X60	400	16"	60	2 3/8"	224137	--	228323
CXNRE45 500X60	500	20"	60	2 3/8"	224138	-	228324
CXNRE45 600X60	600	24"	60	2 3/8"	224139	-	228325
CXNRE45 100X75	100	4"	75	3"	224140	227687	-
CXNRE45 150X75	150	6"	75	3"	224141	227688	-
CXNRE45 200X75	200	8"	75	3"	224142	227689	-
CXNRE45 300X75	300	12"	75	3"	224143	227690	-
CXNRE45 400X75	400	16"	75	3"	224144	227691	-
CXNRE45 500X75	500	20"	75	3"	224145	227692	-
CXNRE45 600X75	600	24"	75	3"	224146	227693	-
CXNRE45 100X100	100	4"	100	4"	-	-	228326
CXNRE45 150X100	150	6"	100	4"	-	-	228327
CXNRE45 200X100	200	8"	100	4"	-	-	228328
CXNRE45 300X100	300	12"	100	4"	-	-	228329
CXNRE45 400X100	400	16"	100	4"	-	-	228330
CXNRE45 500X100	500	20"	100	4"	-	-	228331
CXNRE45 600X100	600	24"	100	4"	-	-	228332



CXNRE45 H60




CXNRE45 H75



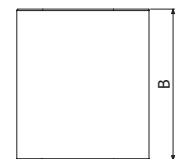
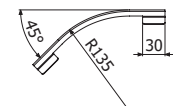
🔧 B = 100>300 --> 2x JUNRE (H60 224217 / H75 224218)  
 B = 400>600 --> 2x JUNRE (H60 224217 / H75 224218) + 1X JUNRE-C (224252)




**TCXNRE45**



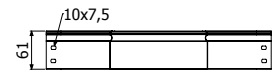
	B		ZS	ZC	ZAM3K
	mm	inch	REF.	REF.	REF.
TCXNRE45 100X60	100	4"	224161	-	228347
TCXNRE45 150X60	150	6"	224162	-	228348
TCXNRE45 200X60	200	8"	224163	-	228349
TCXNRE45 300X60	300	12"	224164	-	228350
TCXNRE45 400X60	400	16"	224165	--	228351
TCXNRE45 500X60	500	20"	224166	-	228352
TCXNRE45 600X60	600	24"	224167	-	228353
TCXNRE45 100X75	100	4"	224168	227701	-
TCXNRE45 150X75	150	6"	224169	227702	-
TCXNRE45 200X75	200	8"	224170	227703	-
TCXNRE45 300X75	300	12"	224171	227704	-
TCXNRE45 400X75	400	16"	224172	227705	-
TCXNRE45 500X75	500	20"	224173	227706	-
TCXNRE45 600X75	600	24"	224174	227707	-
TCXNRE45 100X100	100	4"	-	-	228354
TCXNRE45 150X100	150	6"	-	-	228355
TCXNRE45 200X100	200	8"	-	-	228356
TCXNRE45 300X100	300	12"	-	-	228357
TCXNRE45 400X100	400	16"	-	-	228358
TCXNRE45 500X100	500	20"	-	-	228359
TCXNRE45 600X100	600	24"	-	-	228360



**TENRE**



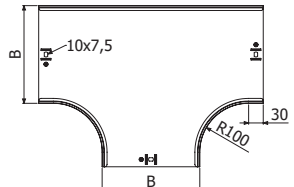
	B		H		ZS	ZC	ZAM3K
	mm	inch	mm	inch	REF.	REF.	REF.
TENRE 100X60	100	4"	60	2 3/8"	224175	-	228361
TENRE 150X60	150	6"	60	2 3/8"	224176	-	228362
TENRE 200X60	200	8"	60	2 3/8"	224177	-	228363
TENRE 300X60	300	12"	60	2 3/8"	224178	-	228364
TENRE 400X60	400	16"	60	2 3/8"	224179	-	228365
TENRE 500X60	500	20"	60	2 3/8"	224180	-	228366
TENRE 600X60	600	24"	60	2 3/8"	224181	-	228367
TENRE 100X75	100	4"	75	3"	224182	227708	-
TENRE 150X75	150	6"	75	3"	224183	227709	-
TENRE 200X75	200	8"	75	3"	224184	227710	-
TENRE 300X75	300	12"	75	3"	224185	227711	-
TENRE 400X75	400	16"	75	3"	224186	227712	-
TENRE 500X75	500	20"	75	3"	224187	227713	-
TENRE 600X75	600	24"	75	3"	224188	227714	-
TENRE 100X100	100	4"	100	4"	-	-	228368
TENRE 150X100	150	6"	100	4"	-	-	228369
TENRE 200X100	200	8"	100	4"	-	-	228370
TENRE 300X100	300	12"	100	4"	-	-	228371
TENRE 400X100	400	16"	100	4"	-	-	228372
TENRE 500X100	500	20"	100	4"	-	-	228373
TENRE 600X100	600	24"	100	4"	-	-	228374



TENRE H60




TENRE H75



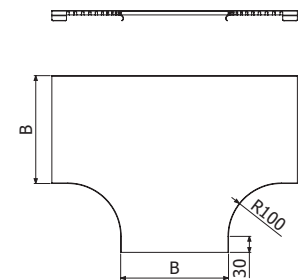
🔧 B = 100>300 --> 2x JUNRE (H60 224217 / H75 224218)  
 B = 400>600 --> 2x JUNRE (H60 224217 / H75 224218) +1X JUNRE-C (224252)




**TENRE**



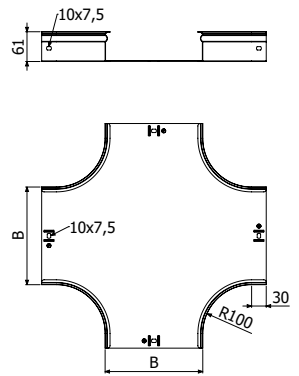
	B		ZS	ZC	ZAM3K
	mm	inch	REF.	REF.	REF.
TENRE 100	100	4"	224189	227715	228375
TENRE 150	150	6"	224190	227716	228376
TENRE 200	200	8"	224191	227717	228377
TENRE 300	300	12"	224192	227718	228378
TENRE 400	400	16"	224193	227719	228379
TENRE 500	500	20"	224194	227720	228380
TENRE 600	600	24"	224195	227721	228381



**CRNRE**



	B		H		ZS	ZC	ZAM3K
	mm	inch	mm	inch	REF.	REF.	REF.
CRNRE 100X60	100	4"	60	2 3/8"	224196	-	228382
CRNRE 150X60	150	6"	60	2 3/8"	224197	-	228383
CRNRE 200X60	200	8"	60	2 3/8"	224198	-	228384
CRNRE 300X60	300	12"	60	2 3/8"	224199	-	228385
CRNRE 400X60	400	16"	60	2 3/8"	224200	--	228386
CRNRE 500X60	500	20"	60	2 3/8"	224201	-	228387
CRNRE 600X60	600	24"	60	2 3/8"	224202	-	228388
CRNRE 100X75	100	4"	75	3"	224203	227722	-
CRNRE 150X75	150	6"	75	3"	224204	227723	-
CRNRE 200X75	200	8"	75	3"	224205	227724	-
CRNRE 300X75	300	12"	75	3"	224206	227725	-
CRNRE 400X75	400	16"	75	3"	224207	227726	-
CRNRE 500X75	500	20"	75	3"	224208	227727	-
CRNRE 600X75	600	24"	75	3"	224209	227728	-
CRNRE 100X100	100	4"	100	4"	-	-	228389
CRNRE 150X100	150	6"	100	4"	-	-	228390
CRNRE 200X100	200	8"	100	4"	-	-	228391
CRNRE 300X100	300	12"	100	4"	-	-	228392
CRNRE 400X100	400	16"	100	4"	-	-	228393
CRNRE 500X100	500	20"	100	4"	-	-	228394
CRNRE 600X100	600	24"	100	4"	-	-	228395



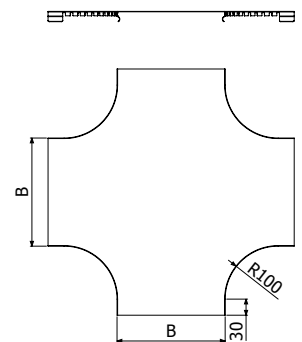
B = 100>300 --> 2x JUNRE (H60 224217 / H75 224218)  
 B = 400>600 --> 2x JUNRE (H60 224217 / H75 224218) +1X JUNRE-C (224252)



**TCRNRE**



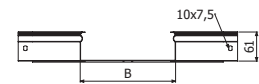
	B		ZS	ZC	ZAM3K
	mm	inch	REF.	REF.	REF.
TCRNRE 100	100	4"	224210	227729	228396
TCRNRE 150	150	6"	224211	227730	228397
TCRNRE 200	200	8"	224212	227731	228398
TCRNRE 300	300	12"	224213	227732	228399
TCRNRE 400	400	16"	224214	227733	228400
TCRNRE 500	500	20"	224215	227734	228401
TCRNRE 600	600	24"	224216	227735	228402



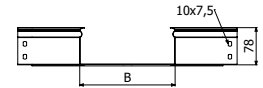
**ASNRE**



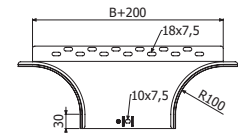
	B		H		ZS	ZC	ZAM3K
	mm	inch	mm	inch	REF.	REF.	REF.
ASNRE 100X60	100	4"	60	2 3/8"	224223	-	228409
ASNRE 150X60	150	6"	60	2 3/8"	224224	-	228410
ASNRE 200X60	200	8"	60	2 3/8"	224225	-	228411
ASNRE 300X60	300	12"	60	2 3/8"	224226	-	228412
ASNRE 400X60	400	16"	60	2 3/8"	224227	--	228413
ASNRE 500X60	500	20"	60	2 3/8"	224228	-	228414
ASNRE 600X60	600	24"	60	2 3/8"	224229	-	228415
ASNRE 100X75	100	4"	75	3"	224230	227739	-
ASNRE 150X75	150	6"	75	3"	224231	227740	-
ASNRE 200X75	200	8"	75	3"	224232	227741	-
ASNRE 300X75	300	12"	75	3"	224233	227742	-
ASNRE 400X75	400	16"	75	3"	224234	227743	-
ASNRE 500X75	500	20"	75	3"	224235	227744	-
ASNRE 600X75	600	24"	75	3"	224236	227745	-
ASNRE 100X100	100	4"	100	4"	-	-	228416
ASNRE 150X100	150	6"	100	4"	-	-	228417
ASNRE 200X100	200	8"	100	4"	-	-	228418
ASNRE 300X100	300	12"	100	4"	-	-	228419
ASNRE 400X100	400	16"	100	4"	-	-	228420
ASNRE 500X100	500	20"	100	4"	-	-	228421
ASNRE 600X100	600	24"	100	4"	-	-	228422



ASNRE H60



ASNRE H75



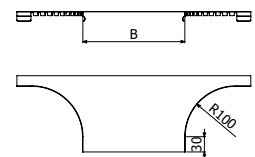
H60 -->2/100 x B1 (204356 EZ) / H75 -->4/100 x B1 (204356 EZ)



**TASNRE**



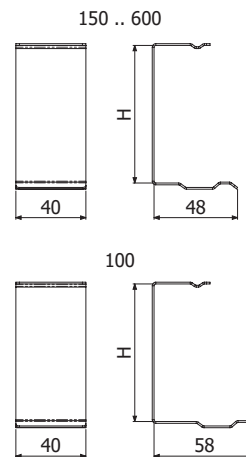
	B		ZS	ZC	ZAM3K
	mm	inch	REF.	REF.	REF.
TASNRE 100	100	4"	224237	227746	228423
TASNRE 150	150	6"	224238	227747	228424
TASNRE 200	200	8"	224239	227748	228425
TASNRE 300	300	12"	224240	227749	228426
TASNRE 400	400	16"	224241	227750	228427
TASNRE 500	500	20"	224242	227751	228428
TASNRE 600	600	24"	224243	227752	228429



**PTNRE**



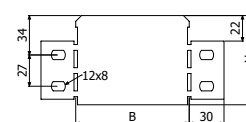
	H		i304
	mm	inch	
PTNRE 100x60	60	2 3/8"	224848
PTNRE 150-600x60	60	2 3/8"	224849
PTNRE 100x75	75	3"	224850
PTNRE 150-600x75	75	3"	224851
PTNRE 100x100	100	4"	228771
PTNRE 150-600x100	100	4"	228772



**RENRE**



	B		H		ZS	ZC	ZAM3K
	mm	inch	mm	inch	REF.	REF.	REF.
RENRE 50X60	50	2"	60	2 3/8"	224797	-	228430
RENRE 100X60	100	4"	60	2 3/8"	224798	-	228431
RENRE 50X75	50	2"	75	3"	224799	227753	-
RENRE 100X75	100	4"	75	3"	224800	227754	-
RENRE 50x100	50	2"	100	4"	288873	-	228432
RENRE 100X100	100	4"	100	4"	288874	-	228433

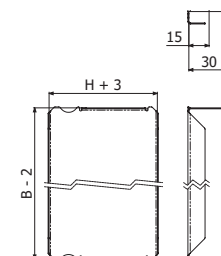


4/100 x B1 - (204356-EZ)

**TFNRE**




	B		H		ZS	ZC	ZAM3K
	mm	inch	mm	inch	REF.	REF.	REF.
TFNRE 100x75	100	4"	75	3"	224853	227756	-
TFNRE 150x75	150	6"	75	3"	224854	227757	-
TFNRE 200x75	200	8"	75	3"	224855	227758	-
TFNRE 300x75	300	12"	75	3"	224856	227759	-
TFNRE 400x75	400	16"	75	3"	224857	227760	-
TFNRE 500x75	500	20"	75	3"	224858	227761	-
TFNRE 600x75	600	24"	75	3"	224859	227762	-
TFNRE 100x100	100	4"	100	4"	-	-	228435
TFNRE 150x100	150	6"	100	4"	-	-	228436
TFNRE 200x100	200	8"	100	4"	-	-	228437
TFNRE 300x100	300	12"	100	4"	-	-	228438
TFNRE 400x100	400	16"	100	4"	-	-	228439
TFNRE 500x100	500	20"	100	4"	-	-	228440
TFNRE 600x100	600	24"	100	4"	-	-	228441



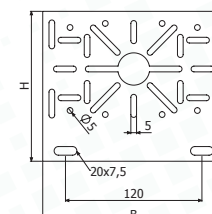
4/100 x B1 - (204356-EZ)

**SUCP**



SUCP	B		ZS
	mm	inch	REF.
SUCP	100	4"	214255

2/100 x B1 - (204356-EZ)

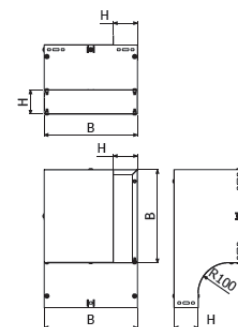


**CSNRE SGHEMBA UNIVERSALE SINISTRA IN DISCESA**



	B		H		ZS
	mm	inch	mm	inch	REF.
SX DISCESA 100x75	100	4"	75	3"	224549
SX DISCESA 150x75	150	6"	75	3"	224550
SX DISCESA 200x75	200	8"	75	3"	224551
SX DISCESA 300x75	300	12"	75	3"	224552
SX DISCESA 400x75	400	16"	75	3"	224553
SX DISCESA 500x75	500	20"	75	3"	224554
SX DISCESA 600x75	600	24"	75	3"	224555

B = 100>200 2x JUNRE H75 (224218) + 8/100 x B1 (204356 EZ)  
B = 300>600 2x JUNRE H75 (224218) + 1xJUNRE-C (224252) + 10/100 x B1 (204356 EZ)

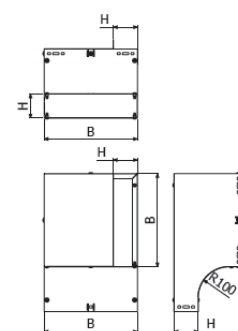


**CSNRE SGHEMBA UNIVERSALE DESTRA IN DISCESA**



	B		H		ZS
	mm	inch	mm	inch	REF.
DX DISCESA 100x75	100	4"	75	3"	224549
DX DISCESA 150x75	150	6"	75	3"	224550
DX DISCESA 200x75	200	8"	75	3"	224551
DX DISCESA 300x75	300	12"	75	3"	224552
DX DISCESA 400x75	400	16"	75	3"	224553
DX DISCESA 500x75	500	20"	75	3"	224554
DX DISCESA 600x75	600	24"	75	3"	224555

B = 100>200 2x JUNRE H75 (224218) + 8/100 x B1 (204356 EZ)  
B = 300>600 2x JUNRE H75 (224218) + 1xJUNRE-C (224252) + 10/100 x B1 (204356 EZ)

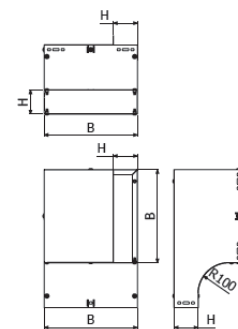


**CSNRE SGHEMBA UNIVERSALE IN DISCESA CON INVERSIONE DI PIANO**



	B		H		ZS
	mm	inch	mm	inch	REF.
CURVA SGHEMBA UNIV. 100x75	100	4"	75	3"	224549
CURVA SGHEMBA UNIV. 150x75	150	6"	75	3"	224550
CURVA SGHEMBA UNIV. 200x75	200	8"	75	3"	224551
CURVA SGHEMBA UNIV. 300x75	300	12"	75	3"	224552
CURVA SGHEMBA UNIV. 400x75	400	16"	75	3"	224553
CURVA SGHEMBA UNIV. 500x75	500	20"	75	3"	224554
CURVA SGHEMBA UNIV. 600x75	600	24"	75	3"	224555

B = 100>200 2x JUNRE H75 (224218) + 8/100 x B1 (204356 EZ)  
B = 300>600 2x JUNRE H75 (224218) + 1xJUNRE-C (224252) + 10/100 x B1 (204356 EZ)

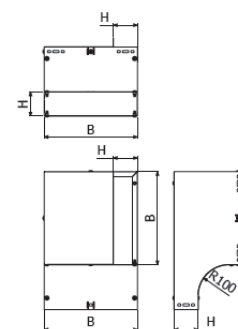


**CSNRE SGHEMBA UNIVERSALE SINISTRA IN SALITA**



	B		H		ZS
	mm	inch	mm	inch	REF.
SX SALITA 100x75	100	4"	75	3"	224549
SX SALITA 150x75	150	6"	75	3"	224550
SX SALITA 200x75	200	8"	75	3"	224551
SX SALITA 300x75	300	12"	75	3"	224552
SX SALITA 400x75	400	16"	75	3"	224553
SX SALITA 500x75	500	20"	75	3"	224554
SX SALITA 600x75	600	24"	75	3"	224555

B = 100>200 2x JUNRE H75 (224218) + 8/100 x B1 (204356 EZ)  
B = 300>600 2x JUNRE H75 (224218) + 1xJUNRE-C (224252) + 10/100 x B1 (204356 EZ)

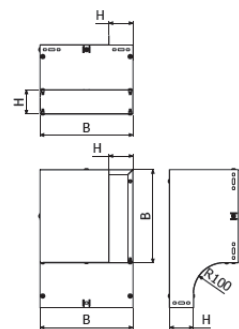



**CSNRE SGHEMBA UNIVERSALE  
DESTRA IN DISCESA**



DX SALITA 100x75
DX SALITA 150x75
DX SALITA 200x75
DX SALITA 300x75
DX SALITA 400x75
DX SALITA 500x75
DX SALITA 600x75

B		H		ZS
mm	inch	mm	inch	REF.
100	4"	75	3"	224549
150	6"	75	3"	224550
200	8"	75	3"	224551
300	12"	75	3"	224552
400	16"	75	3"	224553
500	20"	75	3"	224554
600	24"	75	3"	224555



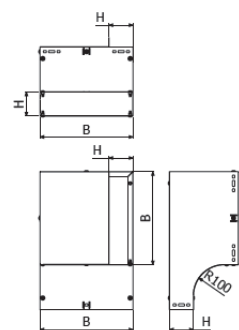
 B = 100>200 2x JUNRE H75 (224218) + 8/100 x B1 (204356 EZ)  
B = 300>600 2x JUNRE H75 (224218) + 1xJUNRE-C (224252) + 10/100 x B1 (204356 EZ)


**CSNRE SGHEMBA UNIVERSALE  
IN SALITA CON INVERSIONE DI PIANO**



CURVA SGHEMBA UNIV. 100x75
CURVA SGHEMBA UNIV. 150x75
CURVA SGHEMBA UNIV. 200x75
CURVA SGHEMBA UNIV. 300x75
CURVA SGHEMBA UNIV. 400x75
CURVA SGHEMBA UNIV. 500x75
CURVA SGHEMBA UNIV. 600x75

B		H		ZS
mm	inch	mm	inch	REF.
100	4"	75	3"	224549
150	6"	75	3"	224550
200	8"	75	3"	224551
300	12"	75	3"	224552
400	16"	75	3"	224553
500	20"	75	3"	224554
600	24"	75	3"	224555



 B = 100>200 2x JUNRE H75 (224218) + 8/100 x B1 (204356 EZ)  
B = 300>600 2x JUNRE H75 (224218) + 1xJUNRE-C (224252) + 10/100 x B1 (204356 EZ)

**CSNRE SGHEMBA UNIVERSALE  
TUTTE LE APPLICAZIONI**

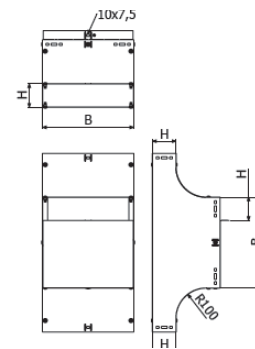


**TEVNRE "T" IN DISCESA CON  
VARIAZIONE DI PIANO**



	B		H		ZS
	mm	inch	mm	inch	REF.
T UNIVERSALE	100	4"	75	3"	224556
T UNIVERSALE	150	6"	75	3"	224557
T UNIVERSALE	200	8"	75	3"	224558
T UNIVERSALE	300	12"	75	3"	224559
T UNIVERSALE	400	16"	75	3"	224560
T UNIVERSALE	500	20"	75	3"	224561
T UNIVERSALE	600	24"	75	3"	224562

B = 100>200 2x JUNRE H75 (224218) + 8/100 x B1 (204356 EZ)  
B = 300>600 2x JUNRE H75 (224218) + 1xJUNRE-C (224252) + 10/100 x B1 (204356 EZ)

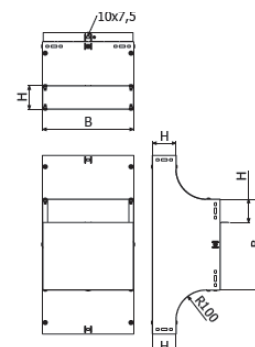


**TEVNRE "T" IN DISCESA**



	B		H		ZS
	mm	inch	mm	inch	REF.
T UNIVERSALE	100	4"	75	3"	224556
T UNIVERSALE	150	6"	75	3"	224557
T UNIVERSALE	200	8"	75	3"	224558
T UNIVERSALE	300	12"	75	3"	224559
T UNIVERSALE	400	16"	75	3"	224560
T UNIVERSALE	500	20"	75	3"	224561
T UNIVERSALE	600	24"	75	3"	224562

B = 100>200 2x JUNRE H75 (224218) + 8/100 x B1 (204356 EZ)  
B = 300>600 2x JUNRE H75 (224218) + 1xJUNRE-C (224252) + 10/100 x B1 (204356 EZ)

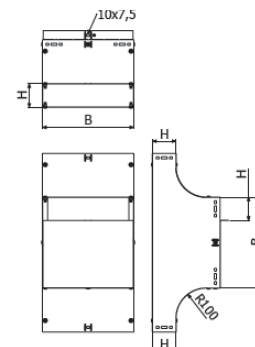


**TEVNRE "T" IN DISCESA CON  
VARIAZIONE DI PIANO**



	B		H		ZS
	mm	inch	mm	inch	REF.
T UNIVERSALE	100	4"	75	3"	224556
T UNIVERSALE	150	6"	75	3"	224557
T UNIVERSALE	200	8"	75	3"	224558
T UNIVERSALE	300	12"	75	3"	224559
T UNIVERSALE	400	16"	75	3"	224560
T UNIVERSALE	500	20"	75	3"	224561
T UNIVERSALE	600	24"	75	3"	224562

B = 100>200 2x JUNRE H75 (224218) + 8/100 x B1 (204356 EZ)  
B = 300>600 2x JUNRE H75 (224218) + 1xJUNRE-C (224252) + 10/100 x B1 (204356 EZ)

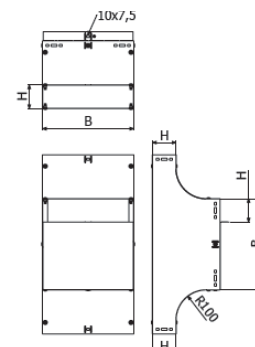


**TEVNRE "T" IN SALITA**



	B		H		ZS
	mm	inch	mm	inch	REF.
T UNIVERSALE	100	4"	75	3"	224556
T UNIVERSALE	150	6"	75	3"	224557
T UNIVERSALE	200	8"	75	3"	224558
T UNIVERSALE	300	12"	75	3"	224559
T UNIVERSALE	400	16"	75	3"	224560
T UNIVERSALE	500	20"	75	3"	224561
T UNIVERSALE	600	24"	75	3"	224562

B = 100>200 2x JUNRE H75 (224218) + 8/100 x B1 (204356 EZ)  
B = 300>600 2x JUNRE H75 (224218) + 1xJUNRE-C (224252) + 10/100 x B1 (204356 EZ)



**TUTTE LE APPLICAZIONI**



**SGHEMBA SINISTRA  
IN DISCESA**

**SGHEMBA DESTRA  
IN DISCESA**

**SGHEMBA SINISTRA  
IN SALITA**

**SGHEMBA DESTRA  
IN SALITA**

**SGHEMBA IN DISCESA  
CON INVERSIONE DI  
PIANO**

**SGHEMBA IN SALITA  
CON INVERSIONE DI  
PIANO**



BasorTRAY




**"T" IN DISCESA CON  
VARIAZIONE DI PIANO**

**"T" IN DISCESA**

**"T" IN SALITA CON  
VARIAZIONE DI PIANO**

**"T" IN SALITA**



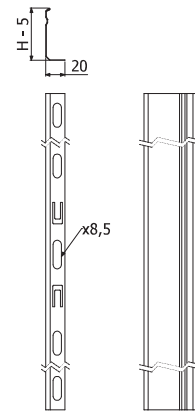
**PS**



L = 3 m (10 ft)

	H		ZS	ZAM3K
	mm	inch	REF.	REF.
PS 60	60	2 3/8"	202066	226523
PS 80	80	3 1/8"	203477	-
PS 100	100	4"	203478	226524

1/100 X B1 (500 <-> 500 mm) (204356-EZ)



**GIUNZIONI STANDARD**



JUNRE 60/75



JUNRE-A 60/75



JUNRE-B 60/75



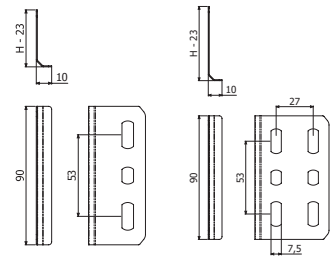
JUNRE-C



UCNRE

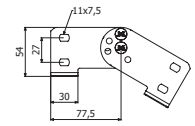
	H		ZS	ZC	ZAM3K
	mm	inch	REF.	REF.	REF.
JUNRE 60	60	2 3/8"	224217	-	228403
JUNRE 75	75	3"	224218	227736	-
JUNRE 100	100	4"	288875	-	228404
JUNRE-A 60	60	2 3/8"	224219	-	228405
JUNRE-A 75	75	3"	224220	227737	-
JUNRE-A 100	100	4"	288876	227738	228406
JUNRE-B 60	60	2 3/8"	224221	-	228407
JUNRE-B 75	75	3"	224222	-	-
JUNRE-B 100	100	4"	288877	-	228408
JUNRE-C	75	3"	224852	227755	228434
UCNRE (AL)	-	-	224861	-	-

H60 --> 2/100 x B1 // H75 --> 4/100 x B1 (204356-EZ)



JUNRE 60

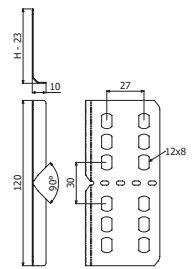
JUNRE 75



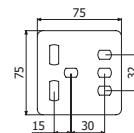
JUNRE-A 60/75



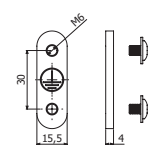
JUNRE-B 60



JUNRE-B 75



JUNRE-C



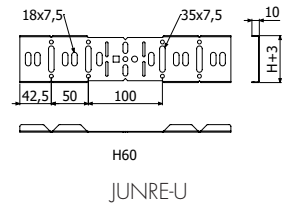
UCNRE



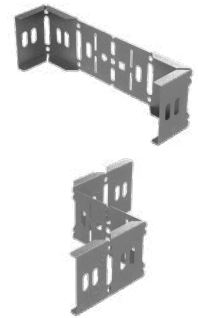



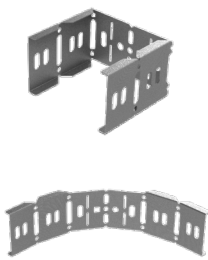

**GIUNZIONE UNIVERSALE**



	H		ZS	ZC	ZAM3K
	mm	inch	REF.	REF.	REF.
JUNRE-U 60	60	2 3/8"	225405	-	228443
JUNRE-U 75	75	3"	225406	227764	-
JUNRE-U 100	100	4"	288878	-	228444



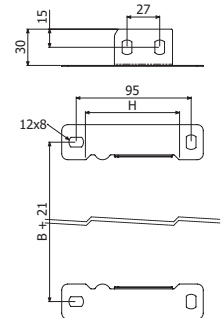
🔧 2/100 x B1 (204356 - EZ)



**ACNRE**



	B		ZS	ZC	ZAM3K
	mm	inch	REF.	REF.	REF.
ACNRE H75	75	3"	224860	227763	-
ACNRE H100	100	4"	288879	-	228442



🔧 4/100 x B1 - (204356-EZ)



**SCERC**

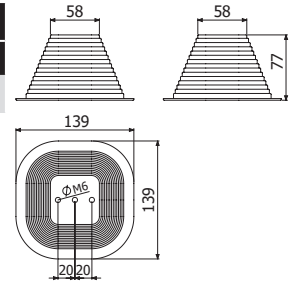


SCERC 1 KG

- 1 x ISO7380-2 M6X10 (100u-Pack: 226133-i304)
- B= 60-150 --> 1 x SCERC
- B= 200 --> 1 x SCERC Alternate position
- B= 300 - 600 --> 2 x SCERC



RLH	
REF.	
226085	




**PBCH**



PBCH 1MM  
PBCH 1.5-4MM



e	L	PVC
mm	m	REF.
≤1	20	210086
≤4	20	225161

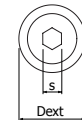
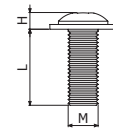


**ISO7380-2**



ISO7380-2-100 Pack M6X10

	P	M	L	H	Dext	s	EZ	i304	i316	
	N.m	mm	mm	mm	mm	mm	REF	REF	REF	
ISO7380-2-100 Pack M6X10	100u	8	6	10	3,3	13,6	4	-	226133	-



ISO 7380-2

**B1**

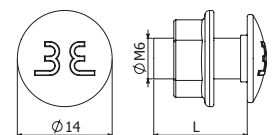


B1 Pack 100u

B1 Pack 100u

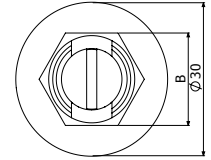
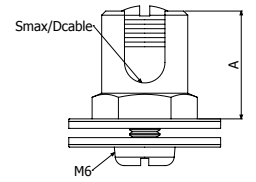


Pap	L	EZ	ZC	i304
N.m	mm	REF	REF	REF.
6	14	204356	206826	-
20	6	-	-	204925

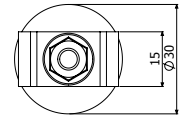
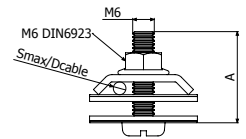


**TT / TTL**

	Smin	Smax	Dcable	A	B	LTN
	mm <sup>2</sup>	mm <sup>2</sup>	mm	mm	mm	REF
TT 4-35	4	35	2,2 α 8	22	18	206796
TT 35-95	35	95	8 α 12	30	24	206797
TTL 10-35	10	35	4 α 8	25	-	208189



TT



TTL







TT



TTL





H35 (1 3/8")					
B	Area Riemp.	Riempimento Massimo*			
		1m	1,5m	2m	2,5m
mm	cm <sup>2</sup>				
100	33	100%	100%	100%	100%
150	51	100%	100%	100%	100%
200	68	100%	100%	100%	100%
300	103	100%	100%	100%	100%

H60 (2 3/8")					
B	Area Riemp.	Riempimento Massimo*			
		1m	1,5m	2m	2,5m
mm	cm <sup>2</sup>				
100	58	100%	100%	100%	100%
150	88	100%	100%	100%	100%
200	118	100%	100%	100%	92%
300	178	100%	100%	100%	61%
400	238	100%	100%	100%	64%
500	298	100%	100%	100%	51%
600	358	100%	100%	85%	43%

H80 (3 1/8")					
B	Area Riemp.	Riempimento Massimo*			
		1m	1,5m	2m	2,5m
mm	cm <sup>2</sup>				
100	78	100%	100%	100%	100%
150	118	100%	100%	100%	100%
200	158	100%	100%	100%	97%
300	238	100%	100%	100%	64%
400	317	100%	100%	100%	55%
500	397	100%	100%	93%	44%
600	477	100%	100%	77%	36%

H100 (4")						
B	Area Riemp.	Riempimento Massimo*				
		1m	1,5m	2m	2,5m	3m
mm	cm <sup>2</sup>					
100	98	100%	100%	100%	100%	89%
150	148	100%	100%	100%	100%	59%
200	198	100%	100%	100%	99%	44%
300	298	100%	100%	100%	66%	29%
400	397	100%	100%	100%	60%	33%
500	497	100%	100%	83%	48%	26%
600	597	100%	100%	69%	40%	22%

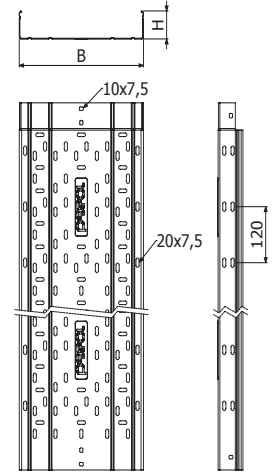
**ERE H60**



L = 3 m (10 ft)

	B		H		ZS	ZC	i304
	mm	inch	mm	inch	REF.	REF.	REF.
ERE 100X60	100	4"	60	2 3/8"	201197	201227	204795
ERE 150X60	150	6"	60	2 3/8"	201198	201228	204319
ERE 200X60	200	8"	60	2 3/8"	201199	201229	204688
ERE 300X60	300	12"	60	2 3/8"	201201	201231	204317
ERE 400X60	400	16"	60	2 3/8"	201202	201232	204933
ERE 500X60	500	20"	60	2 3/8"	201203	201233	205030
ERE 600X60	600	24"	60	2 3/8"	201204	201234	204373

4/100 x B1 - (204356-EZ // 206826-ZC // 204925-i304)



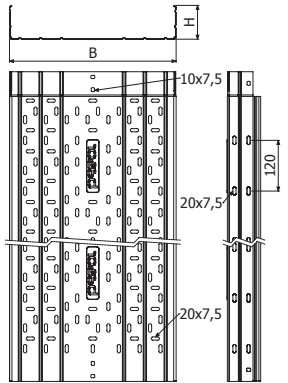
**ERE H100**



L = 3 m (10 ft)

	B		H		ZS	ZC
	mm	inch	mm	inch	REF.	REF.
ERE 100X100	100	4"	100	4"	201213	201243
ERE 150X100	150	6"	100	4"	201214	201244
ERE 200X100	200	8"	100	4"	201215	201245
ERE 300X100	300	12"	100	4"	201217	201247
ERE 400X100	400	16"	100	4"	201218	201248
ERE 500X100	500	20"	100	4"	201219	201249
ERE 600X100	600	24"	100	4"	201220	201250

4/100 x B1 - (204356-EZ // 206826-ZC // 204925-i304)

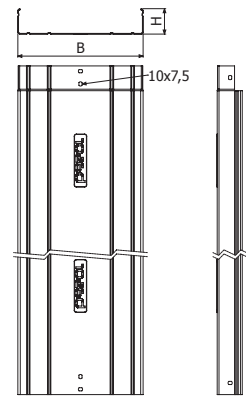


**ERE-C H60**



L = 3 m (10 ft)


	B		H		ZS	ZC	i304
	mm	inch	mm	inch	REF.	REF.	REF.
ERE-C 100X60	100	4"	60	2 3/8"	201257	201287	204907
ERE-C 150X60	150	6"	60	2 3/8"	201258	201288	205028
ERE-C 200X60	200	8"	60	2 3/8"	201259	201289	205029
ERE-C 300X60	300	12"	60	2 3/8"	201261	201291	204306
ERE-C 400X60	400	16"	60	2 3/8"	201262	201292	205196
ERE-C 500X60	500	20"	60	2 3/8"	201263	201293	218555
ERE-C 600X60	600	24"	60	2 3/8"	201264	201294	205197



4/100 x B1 - (204356-EZ // 206826-ZC // 204925-i304)

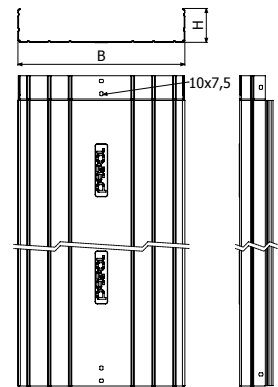


**ERE-C H100**



L = 3 m (10 ft)

	B		H		ZS	ZC
	mm	inch	mm	inch	REF.	REF.
ERE-C 100X100	100	4"	100	4"	201273	201303
ERE-C 150X100	150	6"	100	4"	201274	201304
ERE-C 200X100	200	8"	100	4"	201275	201305
ERE-C 300X100	300	12"	100	4"	201277	201307
ERE-C 400X100	400	16"	100	4"	201278	201308
ERE-C 500X100	500	20"	100	4"	201279	201309
ERE-C 600X100	600	24"	100	4"	201280	201310




4/100 x B1 - (204356-EZ // 206826-ZC // 204925-i304)



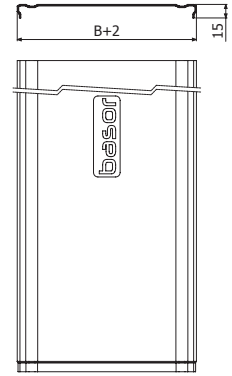
**TERE**




L = 3 m (10 ft)  
100/150/200/300



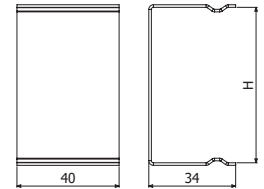
	B		ZS	ZC	i304
	mm	inch	REF.	REF.	REF.
TERE 100	100	4"	201312	201321	204560
TERE 150	150	6"	201313	201322	205123
TERE 200	200	8"	201314	201323	204561
TERE 300	300	12"	201316	201325	204716
TERE 400 2M	400	16"	201317	201326	-
TERE 500 2M	500	20"	201318	201327	-
TERE 600 2M	600	24"	201319	201328	-
TERE 400 3M	400	16"	-	-	204931
TERE 500 3M	500	20"	-	-	204562
TERE 600 3M	600	24"	-	-	205357



**PTERE**



	H		i304
	mm	inch	REF.
PTERE 35	35	1 3/8"	207059
PTERE 60	60	2 3/8"	207060
PTERE 80	80	3 1/8"	207061
PTERE 100	100	4"	207062




BasorTray

**FRE**



1,5mm  
→ ←



H35 (1 3/8")							
B		Area Riemp.		Riempimento Massimo*			
mm	inch	cm <sup>2</sup>	in <sup>2</sup>	1m	1,5m	2m	2,5m
100	2"	33	5,2	100%	100%	100%	100%
150	6"	51	7,9	100%	100%	100%	100%
200	8"	68	10,6	100%	100%	100%	96%
300	12"	103	15,9	100%	100%	100%	63%


H80 (3 1/8")							
B		Area Riemp.		Riempimento Massimo			
mm	inch	cm <sup>2</sup>	in <sup>2</sup>	1m	1,5m	2m	2,5m
100	2"	78	12,0	100%	100%	100%	100%
150	6"	118	18,2	100%	100%	100%	100%
200	8"	158	24,4	100%	100%	100%	97%
300	12"	238	36,8	100%	100%	100%	64%
400	16"	317	49,1	100%	100%	100%	55%
500	20"	397	61,5	100%	100%	93%	44%
600	24"	477	73,9	100%	100%	77%	36%

H60 (2 3/8")							
B		Area Riemp.		Riempimento Massimo			
mm	inch	cm <sup>2</sup>	in <sup>2</sup>	1m	1,5m	2m	2,5m
100	2"	58	9,1	100%	100%	100%	100%
150	6"	88	13,7	100%	100%	100%	100%
200	8"	118	18,4	100%	100%	100%	92%
300	12"	178	27,5	100%	100%	100%	61%
400	16"	238	36,8	100%	100%	100%	64%
500	20"	298	46,1	100%	100%	100%	51%
600	24"	358	55,4	100%	100%	85%	43%

H100 (4")								
B		Area Riemp.		Riempimento Massimo				
mm	inch	cm <sup>2</sup>	in <sup>2</sup>	1m	1,5m	2m	2,5m	3m
100	2"	148	22,9	100%	100%	100%	100%	59%
150	6"	198	30,6	100%	100%	100%	99%	44%
200	8"	298	46,1	100%	100%	100%	66%	29%
300	12"	397	61,5	100%	100%	100%	60%	33%
400	16"	497	77,0	100%	100%	83%	48%	26%
500	20"	597	92,5	100%	100%	69%	40%	22%
600	24"	597	92,5	100%	100%	69%	40%	22%

\*Maximum filling depending on support span (m) considering a cable load of 0,23 kg/(m·cm<sup>2</sup>)

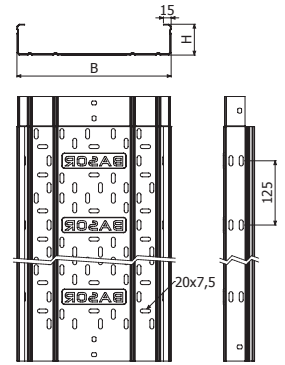
**FRE H60**



L = 3 m (10 ft)

	B		H		e	GS		GC	
	mm	inch	mm	inch		REF.	REF.		
FRE 100X60	100	4"	60	2 3/8"	1,5	200006	200056		
FRE 150X60	150	6"	60	2 3/8"	1,5	200007	200057		
FRE 200X60	200	8"	60	2 3/8"	1,5	200008	200058		
FRE 300X60	300	12"	60	2 3/8"	1,5	200009	200059		
FRE 400X60	400	16"	60	2 3/8"	1,5	200010	200060		
FRE 500X60	500	20"	60	2 3/8"	1,5	200011	200061		
FRE 600X60	600	24"	60	2 3/8"	1,5	200012	200062		

4/100 x B1 - (204356-EZ // 206826-GC)



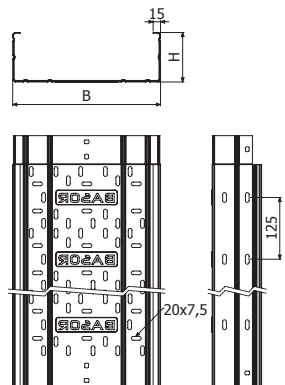
**FRE H100**



L = 3 m (10 ft)

	B		H		e	GS		GC	
	mm	inch	mm	inch		REF.	REF.		
FRE 100X100	100	4"	100	4"	1,5	219132	204556		
FRE 150X100	150	6"	100	4"	1,5	200020	200070		
FRE 200X100	200	8"	100	4"	1,5	200021	200071		
FRE 300X100	300	12"	100	4"	1,5	200022	200072		
FRE 400X100	400	16"	100	4"	1,5	200023	200073		
FRE 500X100	500	20"	100	4"	1,5	200024	200074		
FRE 600X100	600	24"	100	4"	1,5	200025	200075		

4/100 x B1 - (204356-EZ // 206826-GC)



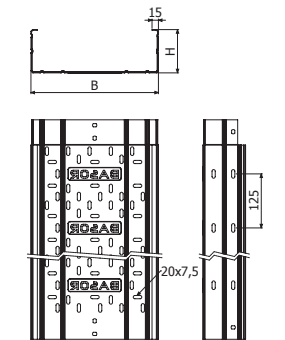
**FREK**

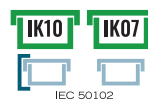
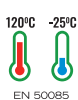
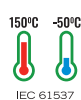


L = 6 m (20 ft)

	B		H		GS
	mm	inch	mm	inch	
FREK 150X100	150	6"	100	4"	225454
FREK 200X100	200	8"	100	4"	225455
FREK 300X100	300	12"	100	4"	225456
FREK 400X100	400	16"	100	4"	225457

4/100 x B1 - (204356-EZ // 206826-GC)





CPERC



TCPERC



CCERC




CXERC



CXER




TXERC



TERC



TTERC



CRERC



TCRERC



AS



TAS



PS



ACIT



SUCP



SEER



SIER



JUER-A



JUER-B



JUER-U




PTERE





REER

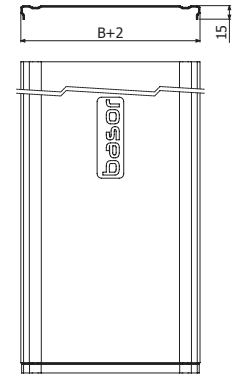
**TERE**




L = 3 m (10 ft)  
400/500/600 - L = 2 m (6,56 ft)



	B		ZS	ZC	i304	i316
	mm	inch	REF.	REF.	REF.	
TERE 100	100	4"	201312	201321	204560	
TERE 150	150	6"	201313	201322	205123	
TERE 200	200	8"	201314	201323	204561	
TERE 300	300	12"	201316	201325	204716	
TERE 400 2M	400	16"	201317	201326	-	
TERE 500 2M	500	20"	201318	201327	-	
TERE 600 2M	600	24"	201319	201328	-	
TERE 400 3M	400	16"	-	-	204931	
TERE 500 3M	500	20"	-	-	204562	
TERE 600 3M	600	24"	-	-	205357	

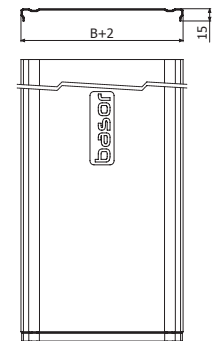


**TFRE**





L = 3 m (10 ft)  
400/500/600 - L = 2 m (6,56 ft)

	B		e	ZS	ZC
	mm	inch	mm	REF.	REF.
TFRE 100	100	4"	1,5	206008	206421
TFRE 150	150	6"	1,5	210031	206422
TFRE 200	200	8"	1,5	206009	206423
TFRE 300	300	12"	1,5	206010	206424
TFRE 400 2M	400	16"	1,5	206199	217849
TFRE 500 2M	500	20"	1,5	210032	217850
TFRE 600 2M	600	24"	1,5	206012	211232



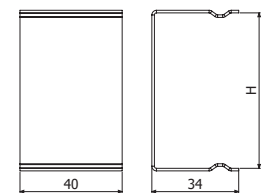
**PTERE**




	H		i304	i316
	mm	inch	REF.	
PTERE 60	60	2 3/8"	207060	
PTERE 100	100	4"	207062	



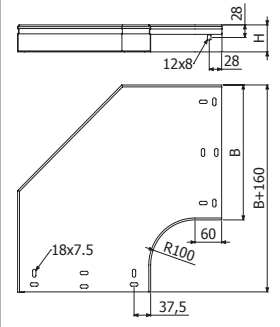
4 x PTERE => 1 x TERE



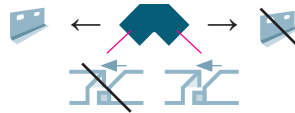
**CPERC**



	B		H		ZS	ZC	i304
	mm	inch	mm	inch	REF.	REF.	REF.
CPERC 100x60	100	4"	60	2 3/8"	201344	201375	204777
CPERC 150x60	150	6"	60	2 3/8"	201345	201376	205317
CPERC 200x60	200	8"	60	2 3/8"	201346	201377	204778
CPERC 300x60	300	12"	60	2 3/8"	201348	201379	206180
CPERC 400x60	400	16"	60	2 3/8"	201349	201380	207390
CPERC 500x60	500	20"	60	2 3/8"	201350	201381	220061
CPERC 600x60	600	24"	60	2 3/8"	201351	201382	207391
CPERC 100x100	100	4"	100	4"	201360	201391	
CPERC 150x100	150	6"	100	4"	201361	201392	
CPERC 200x100	200	8"	100	4"	201362	201393	
CPERC 300x100	300	12"	100	4"	201364	201395	
CPERC 400x100	400	16"	100	4"	201365	201396	
CPERC 500x100	500	20"	100	4"	201366	201397	
CPERC 600x100	600	24"	100	4"	201367	201398	



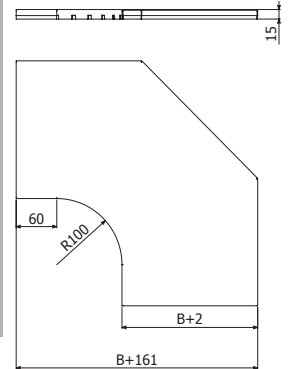
2 x JUER




**TCPERC**



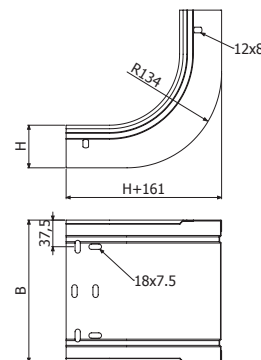
	B		ZS	ZC	i304
	mm	inch	REF.	REF.	REF.
TCPERC 100	100	4"	201430	201437	203560
TCPERC 150	150	6"	201431	201438	203561
TCPERC 200	200	8"	201432	201439	203562
TCPERC 300	300	12"	201433	201440	203563
TCPERC 400	400	16"	201434	201441	204752
TCPERC 500	500	20"	201435	201442	203564
TCPERC 600	600	24"	201436	201443	204753



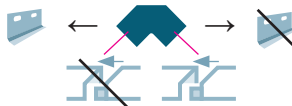
**CCERC**



	B		H		ZS	ZC	i304	i316
	mm	inch	mm	inch	REF.	REF.	REF.	
CCERC 100x60	100	4"	60	2 3/8"	201458	201489	204908	☺
CCERC 150x60	150	6"	60	2 3/8"	201459	201490	205157	
CCERC 200x60	200	8"	60	2 3/8"	201460	201491	205024	
CCERC 300x60	300	12"	60	2 3/8"	201462	201493	206503	
CCERC 400x60	400	16"	60	2 3/8"	201463	201494	207392	
CCERC 500x60	500	20"	60	2 3/8"	201464	201495	218556	
CCERC 600x60	600	24"	60	2 3/8"	201465	201496	207393	
CCERC 100x100	100	4"	100	4"	201474	201505	☺	
CCERC 150x100	150	6"	100	4"	201475	201506		
CCERC 200x100	200	8"	100	4"	201476	201507		
CCERC 300x100	300	12"	100	4"	201478	201509		
CCERC 400x100	400	16"	100	4"	201479	201510		
CCERC 500x100	500	20"	100	4"	201480	201511		
CCERC 600x100	600	24"	100	4"	201481	201512		



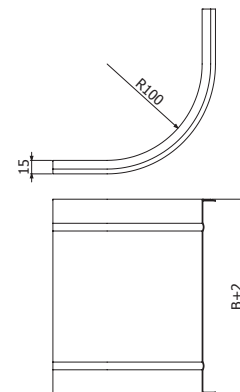
2 x JUER



**TCCERC**



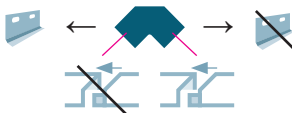
	B		ZS	ZC	i304	i316
	mm	inch	REF.	REF.	REF.	
TCCERC 100	100	4"	201544	201551	203263	☺
TCCERC 150	150	6"	201545	201552	203264	
TCCERC 200	200	8"	201546	201553	203265	
TCCERC 300	300	12"	201547	201554	203266	
TCCERC 400	400	16"	201548	201555	203271	
TCCERC 500	500	20"	201549	201556	217866	
TCCERC 600	600	24"	201550	201557	204724	



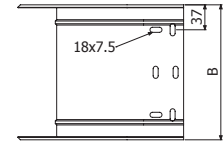
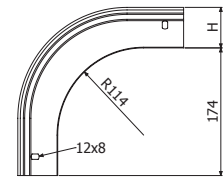
**CXERC**



2 x JUER



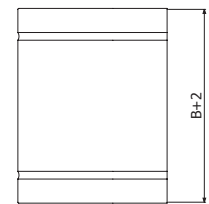
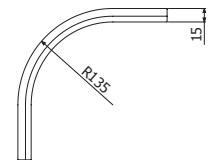
	B		H		ZS	ZC	i304
	mm	inch	mm	inch	REF.	REF.	REF.
CXERC 100x60	100	4"	60	2 3/8"	201572	201603	204909
CXERC 150x60	150	6"	60	2 3/8"	201573	201604	205158
CXERC 200x60	200	8"	60	2 3/8"	201574	201605	205025
CXERC 300x60	300	12"	60	2 3/8"	201576	201607	206817
CXERC 400x60	400	16"	60	2 3/8"	201577	201608	207514
CXERC 500x60	500	20"	60	2 3/8"	201578	201609	218557
CXERC 600x60	600	24"	60	2 3/8"	201579	201610	207515
CXERC 100x100	100	4"	100	4"	201588	201619	i316 ☎
CXERC 150x100	150	6"	100	4"	201589	201620	
CXERC 200x100	200	8"	100	4"	201590	201621	
CXERC 300x100	300	12"	100	4"	201592	201623	
CXERC 400x100	400	16"	100	4"	201593	201624	
CXERC 500x100	500	20"	100	4"	201594	201625	
CXERC 600x100	600	24"	100	4"	201595	201626	





**TCXERC**



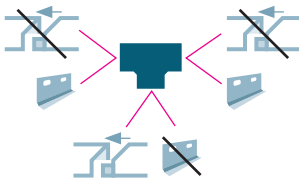
	B		ZS	ZC	i304
	mm	inch	REF.	REF.	REF.
TCXERC 100x60	100	4"	201665	201696	203565
TCXERC 150x60	150	6"	201666	201697	203249
TCXERC 200x60	200	8"	201667	201698	203253
TCXERC 300x60	300	12"	201669	201700	203250
TCXERC 400x60	400	16"	201670	201701	203251
TCXERC 500x60	500	20"	201671	201702	218558
TCXERC 600x60	600	24"	201672	201703	203252
TCXERC 100x100	100	4"	201681	201712	i316 ☎
TCXERC 150x100	150	6"	201682	201713	
TCXERC 200x100	200	8"	201683	201714	
TCXERC 300x100	300	12"	201685	201716	
TCXERC 400x100	400	16"	201686	201717	
TCXERC 500x100	500	20"	201687	201718	
TCXERC 600x100	600	24"	201688	201719	



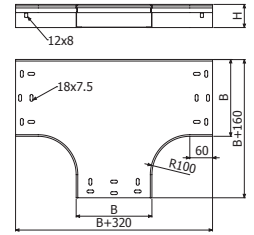
**TERC**




2 x JUER



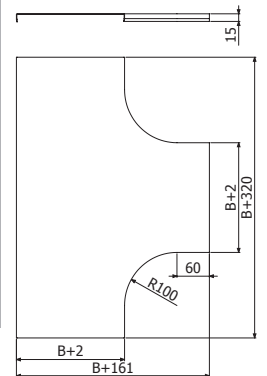
	B		H		ZS	ZC	i304
	mm	inch	mm	inch	REF.	REF.	REF.
TERC 100x60	100	4"	60	2 3/8"	201758	201789	i316
TERC 150x60	150	6"	60	2 3/8"	201759	201790	
TERC 200x60	200	8"	60	2 3/8"	201760	201791	
TERC 300x60	300	12"	60	2 3/8"	201762	201793	
TERC 400x60	400	16"	60	2 3/8"	201763	201794	
TERC 500x60	500	20"	60	2 3/8"	201764	201795	
TERC 600x60	600	24"	60	2 3/8"	201765	201796	
TERC 100x100	100	4"	100	4"	201774	201805	i316
TERC 150x100	150	6"	100	4"	201775	201806	
TERC 200x100	200	8"	100	4"	201776	201807	
TERC 300x100	300	12"	100	4"	201778	201809	
TERC 400x100	400	16"	100	4"	201779	201810	
TERC 500x100	500	20"	100	4"	201780	201811	
TERC 600x100	600	24"	100	4"	201781	201812	



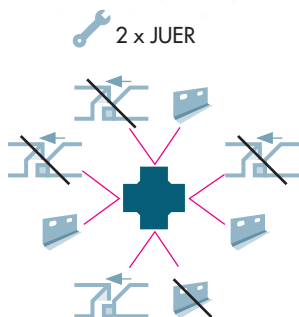

**TTERC**



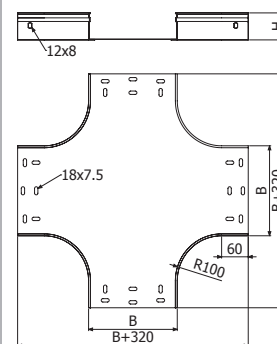
	B		ZS	ZC	i304
	mm	inch	REF.	REF.	REF.
TTERC 100	100	4"	201844	201852	217888
TTERC 150	150	6"	201845	201853	217889
TTERC 200	200	8"	201846	201854	217890
TTERC 300	300	12"	201848	201855	217891
TTERC 400	400	16"	201849	201856	217892
TTERC 500	500	20"	201850	201857	217893
TTERC 600	600	24"	201851	201858	217894




**CRERC**



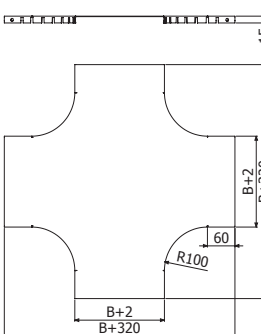
	B		H		ZS	ZC	i304
	mm	inch	mm	inch	REF.	REF.	REF.
CRERC 100x60	100	4"	60	2 3/8"	201873	201904	i316
CRERC 150x60	150	6"	60	2 3/8"	201874	201905	
CRERC 200x60	200	8"	60	2 3/8"	201875	201906	
CRERC 300x60	300	12"	60	2 3/8"	201877	201908	
CRERC 400x60	400	16"	60	2 3/8"	201878	201909	
CRERC 500x60	500	20"	60	2 3/8"	201879	201910	
CRERC 600x60	600	24"	60	2 3/8"	201872	201911	i316
CRERC 100x100	100	4"	100	4"	201889	201920	
CRERC 150x100	150	6"	100	4"	201890	201921	
CRERC 200x100	200	8"	100	4"	201891	201922	
CRERC 300x100	300	12"	100	4"	201893	201924	
CRERC 400x100	400	16"	100	4"	201894	201925	
CRERC 500x100	500	20"	100	4"	201895	201926	
CRERC 600x100	600	24"	100	4"	201896	201927	




**TCRERC**



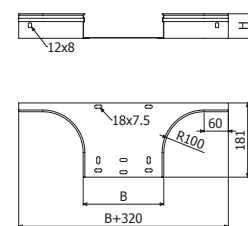
	B		ZS	ZC	i304
	mm	inch	REF.	REF.	REF.
TCRERC 100	100	4"	201959	201967	217902
TCRERC 150	150	6"	201960	201968	217903
TCRERC 200	200	8"	201961	201969	217904
TCRERC 300	300	12"	201963	201971	217905
TCRERC 400	400	16"	201964	201972	217906
TCRERC 500	500	20"	201965	201973	217907
TCRERC 600	600	24"	201966	201974	217908



**AS**




	B		H		ZS	ZC	i304
	mm	inch	mm	inch	REF.	REF.	REF.
AS 100x60	100	4"	60	2 3/8"	201991	202023	i316
AS 150x60	150	6"	60	2 3/8"	201992	202024	
AS 200x60	200	8"	60	2 3/8"	201993	202025	
AS 300x60	300	12"	60	2 3/8"	201995	202027	
AS 400x60	400	16"	60	2 3/8"	201996	202028	
AS 500x60	500	20"	60	2 3/8"	201997	202029	
AS 600x60	600	24"	60	2 3/8"	201998	202030	
AS 100x100	100	4"	100	4"	202007	202039	i316
AS 150x100	150	6"	100	4"	202008	202040	
AS 200x100	200	8"	100	4"	202009	202041	
AS 300x100	300	12"	100	4"	202011	202043	
AS 400x100	400	16"	100	4"	202012	202044	
AS 500x100	500	20"	100	4"	202013	202045	
AS 600x100	600	24"	100	4"	202014	202046	

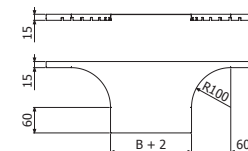


2 x JUER + 4/100 x B1 ( 204356 - EZ // 206826 - ZC // 204925 - i304)

**TAS**



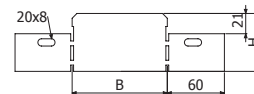
	B		ZS	ZC	i304
	mm	inch	REF.	REF.	REF.
TAS 100	100	4"	208325	208332	217916
TAS 150	150	6"	208326	208333	217917
TAS 200	200	8"	208327	208334	217918
TAS 300	300	12"	208328	208335	217919
TAS 400	400	16"	208329	208336	217920
TAS 500	500	20"	208330	208337	217921
TAS 600	600	24"	208331	208338	217922




**REER**



	B		H		ZS	ZC	i304	i316
	mm	inch	mm	inch	REF.	REF.	REF.	
REER 50x35	50	2"	35	1 3/8"	206290	206298	☎	☎
REER 50x60	50	2"	60	2 3/8"	206291	206299	208767	
REER 50x100	50	2"	100	4"	206293	206301	☎	
REER 100x35	100	4"	35	1 3/8"	206294	206302	☎	
REER 100x60	100	4"	60	2 3/8"	206295	206303	208768	
REER 100x100	100	4"	100	4"	206297	206305	☎	



**PS**

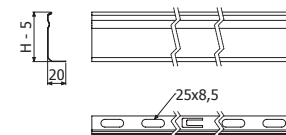


L = 3 m (10 ft)


	H		ZS	ZC	i304	i316
	mm	inch	REF.	REF.	REF.	
PS 35	35	1 3/8"	203476	203479	211227	☎
PS 60	60	2 3/8"	202066	203480	203645	
PS 80	80	3 1/8"	203477	203481	211228	
PS 100	100	4"	203478	203482	205138	



1/100 x B1 (500 500 mm) (204356 - EZ // 206826 - ZC // 204925 - i304 // 218388-i316)



**SUCP**



	B		H		ZS	i304	i316
	mm	inch	mm	inch	REF.	REF.	REF.
SUCP	160	6 2/7"	130	5 1/8"	214255	214256	☎



2/100 x B1 (204356 - EZ // 206826 - ZC // 204925 - i304 // 218388-i316)



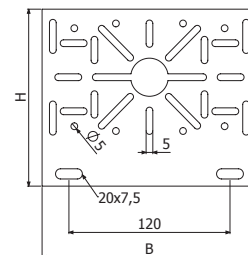
29-70 mm



79x50, 98-128x50, 15-55x82



L: 30 -147



**SCERC**



SCERC 1 KG

RLH	58
REF.	77
	226085

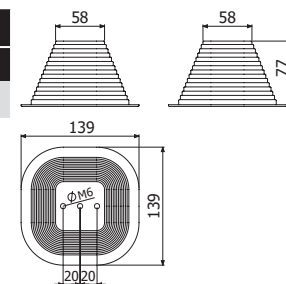


1 x ISO7380-2 M6X10 (100u-Pack: 226133 - i304)


B= 60-150 --> 1 x SCERC

B= 200 --> 1 x SCERC Alternate position

B= 300 - 600 --> 2 x SCERC

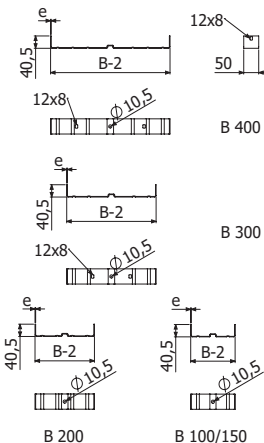


**SIER**



	B		H		ZS	ZC
	mm	inch	mm	inch	REF.	REF.
SIER 100X60	100	4"	60	2 3/8"	208168	209897
SIER 150x60	150	6"	60	2 3/8"	209893	209898
SIER 200X60	200	8"	60	2 3/8"	209894	209899
SIER 300X60	300	12"	60	2 3/8"	209895	209900
SIER 400X60	400	60	2 3/8"	209896	209901	

VR M10 (205535-EZ // 210018-I304) + 2 x DIN934 M10 (217607-EZ // 217602-I304) + (2/100 (B100-200) // 4/100 (B300-400) x B1 (204356-EZ // 206826-ZC // 204925-I304))

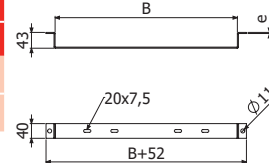


**SEER**




	B		H		ZS	ZC
	mm	inch	mm	inch	REF.	REF.
SEER 500X60	500	20"	60	2 3/8"	217587	217589
SEER 600X60	600	24"	60	2 3/8"	217588	217590

2 x VR M10 (205535-EZ // 210018-I304) + 4 x DIN934 M10 (217607-EZ // 217602-I304) + (2/100 x B1 (204356-EZ // 206826-ZC // 204925-I304))



**JUER**



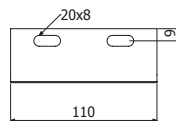
JUER 35



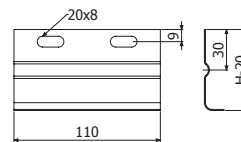
JUER 60



JUER 80/100



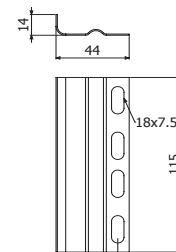
JUER 60



JUER 80/100

	H		ZS	ZC	i304	i316
	mm	inch	REF.	REF.	REF.	
JUER 35	35	1 3/8"	202047	202052	203232	
JUER 60	60	2 3/8"	202048	202053	203233	
JUER 100	100	4"	202050	202055	203559	

2/100 x B1 ( 204356 - EZ // 206826 - ZC // 204925 - i304 // 218388-i316)



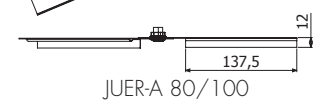
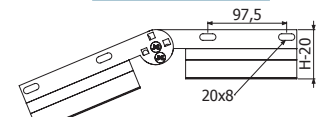
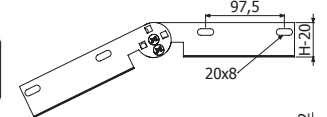
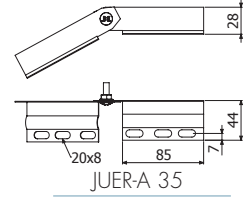
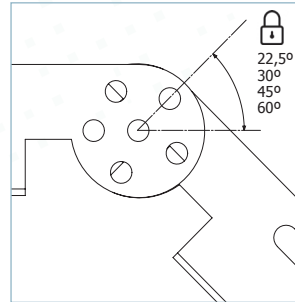
JUER 35

**JUER-A**




	H		ZS	ZC	i304	i316
	mm	inch	REF.	REF.	REF.	
JUER-A 35	35	1 3/8"	203226	205298	214245	☎
JUER-A 60	60	2 3/8"	203229	204439	214246	
JUER-A 100	100	4"	206209	206416	214248	

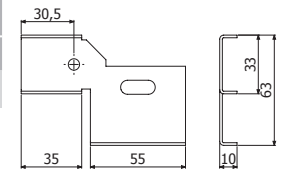
🔧 4/100 x B1 ( 204356 - EZ // 206826 - ZC // 204925 - i304 // 218388-i316)



**JUER-BFR**



	i304	i316
JUER-BFR 60/65	REF.	REF.
	207018	218387

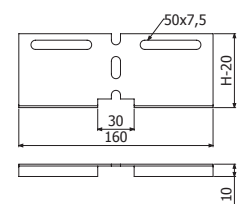


**JUER-B**



	H		ZS	ZC	i304	i316
	mm	inch	REF.	REF.	REF.	
JUER-B 35	35	1 3/8"	207204	207208	214249	☎
JUER-B 60	60	2 3/8"	207205	204440	214250	
JUER-B 100	100	4"	207207	207210	214252	

🔧 2/100 x B1 (204356 - EZ / 206826 - ZC / 204925 - i304 / 218388-i316)



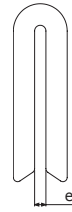
**PBCH**



PBCH-20 1mm  
PBCH-20 1,5-4mm



e	L	PVC
mm	m	REF.
≤1	20	210086
≤4	20	225161



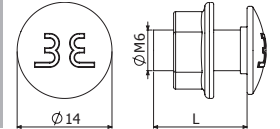
**B1**



B1 Pack 100u  
B1 Pack 100u



L		EZ	ZC	i304	i316
mm	N°m	REF.	REF.	REF.	
14	6	204356	206826	-	
20	6	-	-	204925	

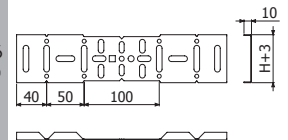


**JUER-U**



JUER-U 60  
JUER-U 100


H		ZS	ZC	i304	i316
mm	inch	REF.	REF.	REF.	
60	2 3/8"	205740	219521	214241	
100	4"	214243	224992	214242	

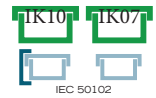




2/100 x B1 (204356 - EZ / 206826 - ZC / 204925 - i304)



**JUER-U**





H50 (2")					
B	Area Riemp.	Riempimento Massimo*			
mm	cm <sup>2</sup>	1m	1,5m	2m	2,5m
50	24	100%	100%	100%	100%

\*Maximum filling depending on support span (m) considering a cable load of 0,23 kg/(m·cm<sup>2</sup>)

**ERE 50X50**

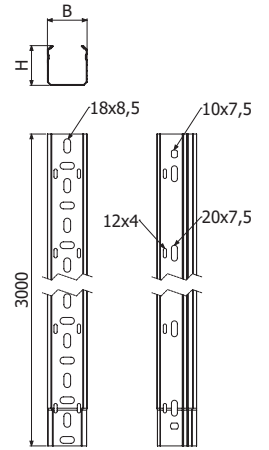


L = 3 m (10 ft)



	B		H		ZS	ZC	ZAM3K	i304
	mm	inch	mm	inch	REF.	REF.	REF.	REF.
ERE 50X50	50	2"	50	2"	210181	210182	226500	205413

3/100 x B1 (204356 - EZ // 206826 - ZC // 204925-i304)



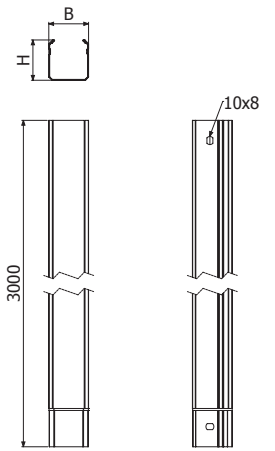
**ERE-C 50X50**




L = 3 m (10 ft)

	B		H		ZS	ZC	ZAM3K	i304
	mm	inch	mm	inch	REF.	REF.	REF.	REF.
ERE-C 50X50	50	2"	50	2"	210183	210184	226574	204932

2/100 x B1 (204356 - EZ // 206826 - ZC // 204925-i304)



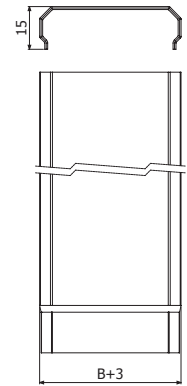
**TERE 50**



L = 3 m (10 ft)



	B		ZS	ZC	ZAM3K	i304
	mm	inch	REF.	REF.	REF.	REF.
TERE 50	50	2"	210282	210283	226515	204934



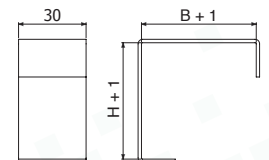
**PTER 50X50**



	B		H		i304
	mm	inch	mm	inch	REF.
PTER 50X50	50	2"	50	2"	208234



2 x PTER 50X50 => 1 x TERE 50

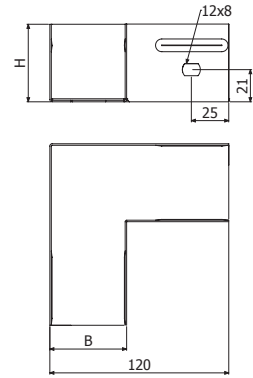


**CPER 50X50**



	B		H		ZS	ZC	ZAM3K
	mm	inch	mm	inch	REF.	REF.	REF.
CPER 50X50	50	2"	50	2"	203235	206950	226548

1 x JUER 50X50 (202051 - ZS // 202056 - ZC)

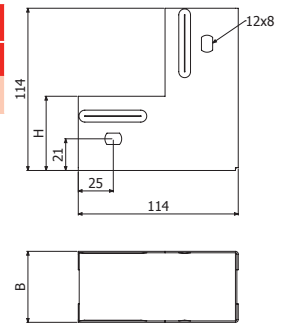


**CCER 50X50**




	B		H		ZS	ZC
	mm	inch	mm	inch	REF.	REF.
CCER 50X50	50	2"	50	2"	203236	206952

1 x JUER 50X50 (202051 - ZS // 202056 - ZC)

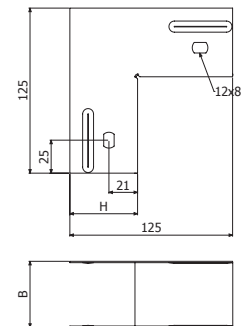


**CXER 50X50**



	B		H		ZS	ZC
	mm	inch	mm	inch	REF.	REF.
CXER 50X50	50	2"	50	2"	203238	206951

1 x JUER 50X50 (202051 - ZS // 202056 - ZC)

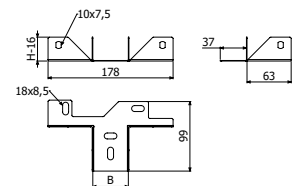


**ASER 50X50**




	B		H		ZS	ZC	ZAM3K
	mm	inch	mm	inch	REF.	REF.	REF.
ASER 50X50	50	2"	50	2"	226716	226715	226714

7/100 x B1 (204356 - EZ // 206826 - ZC)

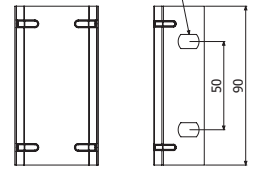
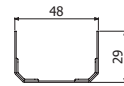


### JUER 50X50



	B		ZS	ZC	ZAM3K	I304
	mm	inch	REF.	REF.	REF.	REF.
JUER 50X50	50	2"	202051	202056	226589	204936

4/100 x B1 (204356 - EZ // 206826 - ZC)

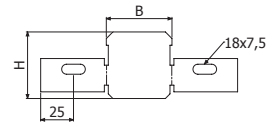


### REER 50X50



	B		H		ZS	ZC
	mm	inch	mm	inch	REF.	REF.
REER 50X50	50	2"	50	2"	217267	217268

2/100 x B1 (204356 - EZ // 206826 - ZC)



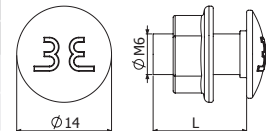
### B1



B1 Pack 100u  
B1 Pack 100u



L	Pap	EZ	ZC	i304
mm	N.m	REF.	REF.	REF.
14	6	204356	206826	-
20	6	-	-	204925

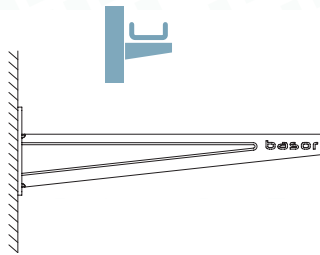








# Basor'sSupport





---

**SWL**

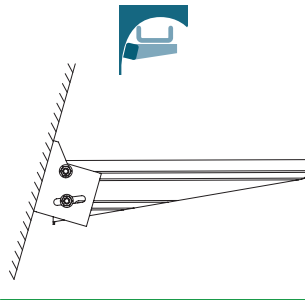





<b>C-SHO</b>	<b>SCR</b>	<b>SRB</b>
ZS ZC i304i316	ZS ZC ZAM3K i304i316	ZS ZC
		
ZS/ZC 105-27 kg (231-59 lb)	ZS/ZC 105-70 kg (231-59 lb)	
i304/i316 85-22 kg (187-48 lb)	i304/i316 115-40 kg (253-88 lb)	95-70 kg (209-154 lb)
<b>P. 45</b>	<b>P. 45</b>	<b>P. 45</b>

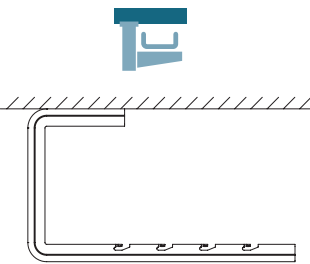
<b>SRB-N</b>	<b>SHX</b>	<b>SHL</b>	<b>SHR</b>
ZS	N ZC	i304i316	i304i316
			
160-97 kg (352-213 lb)	330-165 kg (727 - 363 lb)	350-165 kg (771 - 363 lb)	395 - 240 kg (870 - 529 lb)
<b>P. 46</b>	<b>P. 46</b>	<b>P. 47</b>	<b>P. 47</b>



<b>SP2</b>	<b>SP2D</b>	<b>SP4</b>	<b>SP4D</b>
EZ ZC	ZC	EZ ZC i304i316	ZC i304i316
			
218-73 kg (480-160 lb)	325-230 kg (717-508 lb)	ZS/ZC 557-201 kg (1 227-443 lb)	ZC 500-260 kg (1 103-574 lb)
		i304/i316 525-213 kg (1 157-469 lb)	i304/i316 610-320 kg (1 344-705 lb)
<b>P. 48</b>	<b>P. 48</b>	<b>P. 48</b>	<b>P. 49</b>

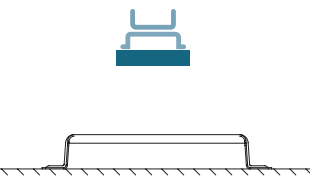
SWL



KS + SCR	KS + SRB	KSR + C-SR
ZS ZC i304 i316	ZS ZC	ZS ZC i304 i316
		
260-74 kg (573-163 lb)	180-70 kg (396-154 lb)	195-110 kg (429-242 lb)
P. 50	P. 50	P. 51



C-SHOT	C-SVO + VR8
ZS ZC i304 i316	ZS ZC ZAM3K i304 i316
	
ZS/ZC 100-45 kg (220-99 lb)	
i304/i316 75-24 kg (165-52 lb)	250-87 kg (552-192 lb)
P. 53	P. 53



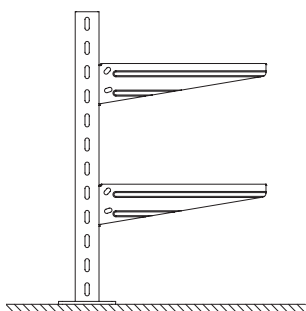
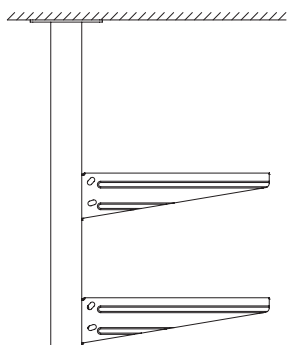
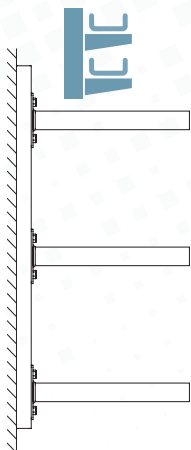
SV	PBF
ZS ZC i304 i316	ZS ZC i304 i316
	
276-207 kg (608-456 lb)	250 kg (551 lb)
P. 59	P. 59



NO DRILLOR  
SCREWS NEEDED

SCBFR	SCBFR 3,5KG	SCERC
		
220 kg (485 lb)	440 kg (970 lb)	220 kg (485 lb)
P. 59	P. 59	P. 59

**SWL**



**SVP+SP** **I8 + SHV**



350-200 kg (772-441 lb) **P. 48**      200 kg (441 lb) **P. 50 / 70**

**C-SHO400+C-SHO** **SUL+SCR/SRB** **SU/SUR+SCR/SRB/SHL/SHR**



80-39 kg (177-86 lb) **P. 53**      315-106 kg (695-234 lb) **P. 50**      431-160 kg (951-353 lb) / 705-310 kg (1555-684 lb) **P. 45**

**SP3S + SHST** **SP4 + SP4/SHL**



328-98 kg (723-216 lb) **P. 51**      470-170 kg (1037-375 lb) **P. 54**

**SP4D+SP4/SHR**



837-313 kg (1846-691 lb) **P. 55**



**C-PC / PC**


ZS ZC  
i304i316



ZS ZC  
i304i316



ZS ZC  
i304i316



ZS ZC  
i304i316

P. 65

**P41-3S 41X41 - SBL41**

ZS ZC



ZS ZC



P. 67

18

ZC



ZC



P. 69

41/82

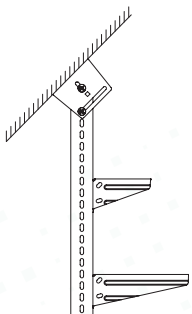
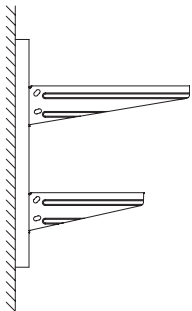
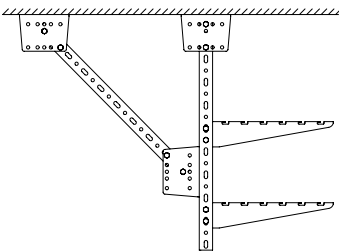
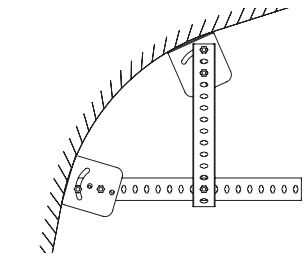
ZC



ZC



ZC



**SWL kg(lb)**



		B mm (inch)										
		50 (2")	100 (4")	150 (6")	200 (8")	300 (12")	400 (16")	500 (20")	600 (24")	700 (28")	800 (32")	1000 (40")
C-SHO	 3 6 9A 9B	-	105 (231)	100 (220)	81 (178)	45 (99)	27 (59)	-	-	-	-	-
SCR	 3 6 8+ 9A 9B	104 (229)	104 (229)	80 (176)	70 (154)	85 (187)	80 (176)	105 (231)	90 (198)	-	-	-
SRB-N	 3 N	-	160 (352)	165 (363)	140 (308)	135 (397)	120 (264)	115 (253)	97 (213)	-	-	-
SRB	 3 6	-	80 (176)	80 (176)	70 (154)	85 (187)	75 (165)	95 (209)	70 (154)	-	-	-
SHX	 6 N	-	185 (407)	165 (363)	165 (363)	190 (418)	330 (727)	260 (573)	240 (529)	-	-	-
SHL	 6 9C 9D	-	205 (450)	165 (363)	165 (363)	315 (694)	340 (749)	350 (771)	305 (672)	-	-	-
SHR	 6 9C 9D	-	-	-	-	395 (870)	370 (815)	360 (793)	310 (683)	280 (317)	240 (529)	-
SP2	 3 6	-	218 (480)	168 (370)	131 (288)	93 (205)	73 (160)	-	-	-	-	-
SP2D	 6	-	-	-	325 (717)	265 (591)	230 (508)	-	-	-	-	-
SP4	 3 6 9C 9D	-	557 (1227)	417 (919)	334 (736)	315 (694)	245 (540)	238 (524)	201 (443)	-	-	-
SP4D	 6 9C 9D	-	-	-	-	500 (1103)	500 (1103)	500 (1103)	430 (948)	370 (816)	320 (706)	260 (574)
SP4+R450	 6	-	-	-	-	-	724 (1597)	592 (1306)	501 (1105)	434 (957)	383 (845)	310 (684)
SP4D+R450	 6	-	-	-	-	-	-	1123 (2476)	950 (2095)	823 (1815)	726 (1601)	588 (1297)
SHST-CEU	 3	-	160 (352)	160 (352)	146 (321)	157 (346)	124 (273)	111 (244)	106 (233)	-	-	-

**SWL kg(lb)**



		B mm (inch)										
		50 (2")	100 (4")	150 (6")	200 (8")	300 (12")	400 (16")	500 (20")	600 (24")	700 (28")	800 (32")	1000 (40")
C-PC+SRB-N	 6	-	160 (325)	165 (363)	140 (308)	135 (397)	120 (264)	115 (253)	97 (213)	-	-	-
I8+SHV	 6	-	-	-	-	200 (441)	200 (441)	200 (441)	200 (441)	200 (441)	200 (441)	-
KS+SCR	 3 6	-	260 (573)	240 (539)	195 (429)	120 (264)	74 (163)	145 (319)	105 (231)	-	-	-
KS+SRB		-	180 (396)	170 (374)	135 (297)	85 (187)	50 (110)	95 (209)	70 (154)	-	-	-
KSR+C-SR	 3 6 9A 9B	-	-	-	195 (429)	85 (187)	175 (385)	135 (297)	110 (242)	-	-	-



**C-SHO**



C-SHO



PSHO

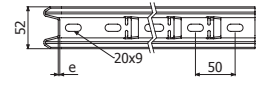
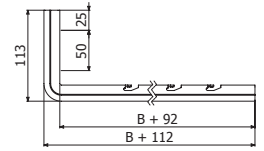


	B	e	SWL		ZS	ZC	e	SWL		i304	i316	
	mm	inch	mm	kg	lb	REF	REF	mm	kg	lb	REF	REF
C-SHO100	100	4"	1,5	105	231	207230	207239	1,5	85	187	207490	217824
C-SHO150	150	6"	2	100	220	207231	207240	1,5	69	152	207491	218415
C-SHO200	200	8"	2	81	178	207232	207241	1,5	45	99	207492	217825
C-SHO300	300	12"	2	45	99	207233	207242	1,5	35	77	207493	217826
C-SHO400	400	16"	2	27	59	207234	207243	1,5	22	48	207494	218416
PSHO	-	-	2	-	-	206240	206318	2	-	-	218139	218479
TFSO	-	-	-	-	-	200894	-	-	-	-	-	-

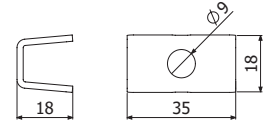
- BF2R/BFR 100-400mm
- B1(204356-EZ / 206826-ZC / 204925-i304)



TFSO



C-SHO



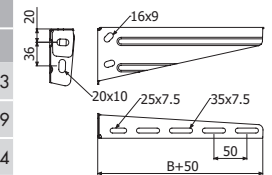
PSHO

**SCR**



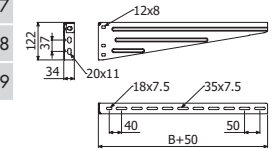
	B	e	SWL		ZS	ZC	ZAM3K	e	SWL		i304	i316	
	mm	inch	mm	kg	lb	REF	REF	mm	kg	lb	REF	REF	
SCR 50	50	2"	1,5	104	229	200975	203450	226637	1,5	115	253	200994	218433
SCR 100	100	4"	1,5	104	229	200976	200980	226638	1,5	115	253	200995	217829
SCR 150	150	6"	1,5	80	176	200977	200981	226639	1,5	90	198	200996	218434
SCR 200	200	8"	1,5	70	154	200978	200982	226640	1,5	70	154	204691	218435
SCR 300	300	12"	2	85	187	200997	201002	226641	2	50	110	201020	218436
SCR 400	400	16"	2	80	176	200998	201003	226642	2	40	88	201021	218437
SCR 500	500	20"	2	105	231	200999	201004	226643	2	50	110	204464	218438
SCR 600	600	24"	2	90	198	201000	201005	226644	2	45	99	201022	218439

- B1 (204356-EZ / 206826-ZC / 204925-i304 / 218388-i316)
- CTBF (204362-EZ / 207132-ZC / 204923-i304 / 208229-i316)



SCR


50/100/200/300/400



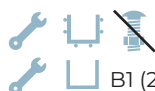
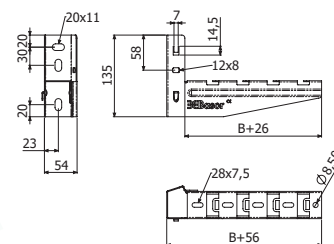
SCR 500/600/750



## SRB-N



	B		e	SWL		ZS	
	mm	inch	mm	kg	lb	REF	
SRB-N 100	100	4"	1,5	160	352	224371	
SRB-N 150	150	6"	1,5	165	363	224372	
SRB-N 200	200	8"	1,5	140	308	224373	
SRB-N 300	300	12"	2	135	397	224374	
SRB-N 400	400	16"	2	120	264	224375	
SRB-N 500	500	20"	2	115	253	223762	
SRB-N 600	600	24"	2	97	213	223763	



B1 (204356-EZ)

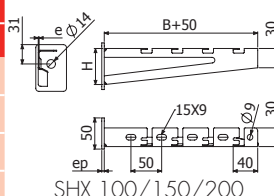


## SHX

N



	B		e	ep	H		SWL		ZC
	mm	inch	mm	mm	mm	inch	kg	lb	REF
SHX 100	100	4	1,5	4	47	1 7/8"	185	407	225731
SHX 150	150	6	1,5	4	53	2 1/8"	165	363	225732
SHX 200	200	8	1,5	4	58	2 1/4"	165	363	225733
SHX 300	300	12	1,5	6	69	2 3/4"	190	418	225734
SHX 400	400	16	2	6	79	3 1/8"	330	727	225735
SHX 500	500	20	2	6	90	3 1/2"	260	573	225736
SHX 600	600	24	2	6	102	4"	240	529	225737



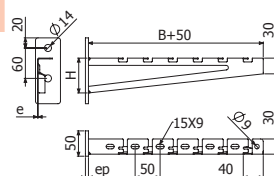
SHX 100/150/200



B1 (206826-ZC / 204925-i304)



BFE ( 203293 i304 // 218530 i316 ) + B2 ( 205392 i304 // 218443 i316 )



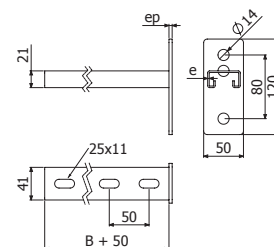
SHX 300/400/500/600



## SP2



	B		e	ep	SWL		EZ	ZC
	mm	inch	mm	mm	kg	lb	REF	REF
SP2 100	100	4"	1,5	4	218	480	225369	208778
SP2 150	150	6"	1,5	4	168	370	225370	225367
SP2 200	200	8"	1,5	4	131	288	225371	208779
SP2 300	300	12"	1,5	4	93	205	225372	208780
SP2 400	400	16"	1,5	4	73	160	225373	225368



ISO7380-2 M6x25 (100u-Pack: 225576-EZ) + TM41 M6 (217556-EZ / 208225-ZC) // B1 (204356-EZ / 206826-ZC / 204925-i304) + DIN9021 M6 (207023-EZ / 207022-i304)



CFBFR41 (210284-i301 / 218567-i316)



DIN933 M8x20 ( 217546-i304 ) + TAD M8 ( 217558-EZ ) + BFE ( 200863-ZC ) + DIN125 M8 ( 217541-EZ / 217544-i304 )

DIN933 M10x20 ( 218578-i304 ) + TAD M10 ( 218742-i316 ) + BFE ( 200864-ZC / 218531-i304 / 218532-i316 ) + DIN125 M10 ( 217541-EZ / 217542-i304 / 218741-i316 )



**SP4**



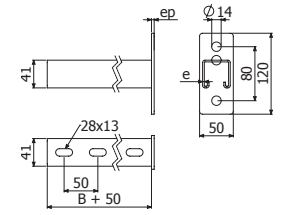
TF41

	B	ep	SWL SP4		SWL SP4+REF		EZ	ZC	e	SWL SP4 i			i304	i316
	mm	inch	mm	kg	lb	kg	lb	REF	REF	mm	kg	lb	REF	REF
SP4 100	100	4"	4	557	1227	-	-	225374	206495	2	525	1157	218128	218462
SP4 150	150	6"	4	417	919	-	-	206829	204939	2	444	978	218129	218463
SP4 200	200	8"	4	334	736	-	-	206830	204733	2	342	753	218130	218464
SP4 300	300	12"	4	315	694	-	-	206831	204734	2	292	643	218131	218465
SP4 400	400	16"	4	245	540	-	-	206832	201036	2	250	551	218132	218466
SP4 500	500	20"	6	238	524	592	1306	206833	201037	2	231	509	218666	218668
SP4 600	600	24"	6	201	443	501	1105	206834	204938	2	213	469	218667	218669
SP4 800	800	32"	6	-	-	383	845	-	201038	2	-	-		
SP4 1000	1000	40"	6	-	-	310	684	-	205086	2	-	-		
R450	450	18"	8	-	-	-	-	-	207325	-	-	-		
TF41 PVC	-	-	-	-	-	-	-	205627	-	-	-	-		

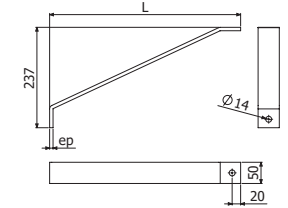
ISO7380-2 M6x25 (100u-Pack: 225576-EZ / 225595-i304) + TM41 M6 (217556-EZ / 208225-ZC / 218593-i316)

CFBFR41 (210284-i301 / 218567-i316) // ISO7380-2 M8x30 (100u-Pack: 225581-i304) + SSC (202064-EZ / 200363-ZC / 200373-i304 / 218553-i316) + TM41 M8 (217557-EZ / 217583-ZC / 218524-i304 / 217611-i316)

DIN933 M10x30 (217547-i304 / 217600-i316) + BFE 10/12 (200864-ZC / 218531-i304 / 218532-i316) + TM41 M10 (217584-ZC / 218525-i304 / 217612-i316) + DIN125 M10 (217561-EZ / 217542-i304 / 218741-i316)



SP4



R450

**SP4D**



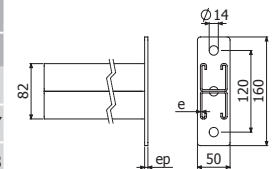
TF41

	B	e	ep	SWL SP4D		SWL SP4D		ZC	e	SWL SP4D			i304	i316
	mm	inch	mm	kg	lb	kg	lb	REF	mm	kg	lb	REF	REF	
SP4D 300	300	12"	2,5	8	500	1103	-	206251	2	-	-			
SP4D 400	400	16"	2,5	8	500	1103	-	206250	2	610	1344	218133	218467	
SP4D 500	500	20"	2,5	8	500	1103	1123	2476	2	610	1344	218134	218468	
SP4D 600	600	24"	2,5	8	430	948	950	2095	2	520	1146	218135	218469	
SP4D 700	700	28"	2,5	8	370	816	823	1815	2	450	992	218136	218470	
SP4D 800	800	32"	2,5	8	320	706	726	1601	2	390	859	218137	218471	
SP4D 1000	1000	40"	2,5	8	260	574	588	1297	2	320	705	218138	218472	
R450	450	18"	-	8	-	-	-	-	207325	-	-	-	-	
TF41 PVC	-	-	-	-	-	-	-	-	205627	-	-	-	-	

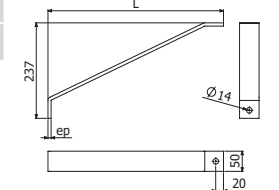
ISO7380-2 M6x25 (100u-Pack: 225576-EZ / 225595-i304) + TM41 M6 (217556-EZ / 208225-ZC / 218593-i316)

CFBFR41 (210284-i301 / 218567-i316) // ISO7380-2 M8x30 (100u-Pack: 225581-i304) + SSC (202064-EZ / 200363-ZC / 200373-i304 / 218553-i316) + TM41 M8 (217557-EZ / 217583-ZC / 218524-i304 / 217611-i316)

DIN933 M10x30 (217547-i304 / 217600-i316) + BFE 10/12 (200864-ZC / 218531-i304 / 218532-i316) + TM41 M10 (217584-ZC / 218525-i304 / 217612-i316) + DIN125 M10 (217561-EZ / 217542-i304 / 218741-i316)



SP4D




R450



**SWL kg (lb)**





		B mm (inch)										
		50 (2")	100 (4")	150 (6")	200 (8")	300 (12")	400 (16")	500 (20")	600 (24")	700 (28")	800 (32")	1000 (40")

C-SHOT		<b>3 6</b>	-	100 (220)	100 (220)	85 (187)	45 (99)	-	-	-	-	-
		<b>9A 9B</b>	-	75 (165)	48 (105)	42 (92)	24 (52)	-	-	-	-	-

C-SVO + 2 VR8		<b>3 6 8+</b>	-	250 (552)	200 (441)	294 (649)	235 (519)	161 (355)	115 (254)	87 (192)	-	-
		<b>9A 9B</b>	-	-	-	-	-	-	-	-	-	-

C-SHO 400		<b>3 6</b>	-	43 (94)	36 (79)	34 (74)	24 (52)	19 (41)	-	-	-	-
		<b>9A 9B</b>	-	36 (79)	30 (66)	25 (55)	19 (41)	16 (35)	-	-	-	-
C-SHO 400 + C-SHO 100		<b>3 6</b>	-	71 (156)	59 (130)	50 (110)	39 (85)	-	-	-	-	-
		<b>9A 9B</b>	-	60 (132)	50 (110)	42 (92)	33 (72)	-	-	-	-	-


SUR		<b>6 9C 9D</b>	-	-	-	705 (1555)	582 (1284)	495 (1092)	431 (951)	382 (843)	342 (754)	310 (684)
-----	---	----------------	---	---	---	------------	------------	------------	-----------	-----------	-----------	-----------


SUR + R450		<b>7</b>	-	-	-	813 (1793)	670 (1478)	570 (1257)	495 (1092)	438 (966)	393 (867)	356 (785)	300 (662)
------------	--	----------	---	---	---	------------	------------	------------	------------	-----------	-----------	-----------	-----------

SP3S		<b>3 6</b>	-	377 (831)	301 (663)	250 (551)	187 (412)	149 (328)	124 (273)	106 (233)	-	-
------	---	------------	---	-----------	-----------	-----------	-----------	-----------	-----------	-----------	---	---

SP4		<b>3 6 9C 9D</b>	470 (1037)	470 (1037)	400 (882)	347 (766)	275 (607)	228 (503)	195 (430)	170 (375)	-	-
-----	---	------------------	------------	------------	-----------	-----------	-----------	-----------	-----------	-----------	---	---

SP4 + R450		<b>6</b>	-	-	-	-	486 (1072)	378 (834)	309 (682)	262 (578)	227 (501)	200 (441)	162 (358)
------------	---	----------	---	---	---	---	------------	-----------	-----------	-----------	-----------	-----------	-----------

SP4D		<b>6</b>	837 (1846)	837 (1846)	748 (1650)	675 (1489)	566 (1248)	487 (1074)	428 (944)	381 (840)	344 (759)	313 (691)	-
		<b>9C 9D</b>	875 (1929)	875 (1929)	783 (1726)	708 (1560)	594 (1309)	512 (1128)	450 (992)	401 (884)	362 (798)	329 (725)	-

SP4D + R450		<b>6</b>	-	-	-	-	810 (1786)	630 (1389)	515 (1136)	436 (962)	378 (834)	333 (735)	270 (596)
-------------	---	----------	---	---	---	---	------------	------------	------------	-----------	-----------	-----------	-----------



### C-SHOT



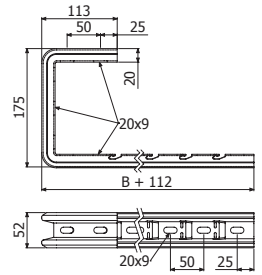
C-SHOT



PSHO



	B		SWL		e	ZS	ZC	e	i304	i316
	mm	inch	kg	lb						
C-SHOT 100	100	4"	105	232	1,5	207235	207244	1,5	207495	218417
C-SHOT 150	150	6"	75	166	2	207236	207245	1,5	207496	218418
C-SHOT 200	200	8"	70	155	2	207237	207246	1,5	207497	218419
C-SHOT 300	300	12"	37	82	2	207238	207247	1,5	207498	218420
PSHO	-	-	-	-	2	206240	206318	2	218139	218479
TFSO PE	-	-	-	-	-	200894	-	-	-	-



C-SHOT

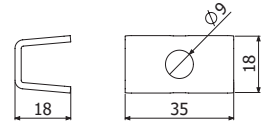
1 PSHO (206240-ZS / 206318-ZC / 218139-I304 / 218479-I316)

BF2R/BFR 100-300mm

B1 (204356-EZ / 206826-ZC / 204925-I304 / 218388-I316)



TFSO



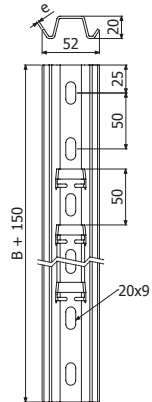
PSHO

### C-SVO



TFSO

	B		e	SWL		ZS	ZC	ZAM3K	e	i304	i316
	mm	inch		mm	kg						
C-SVO 100	100	4"	1,5	250	552	203630	206280	226646	1,5	206285	218421
C-SVO 150	150	6"	1,5	200	441	201073	201078	226647	1,5	201087	218422
C-SVO 200	200	8"	2	294	649	201074	201079	226648	1,5	201088	218423
C-SVO 300	300	12"	2	235	519	201076	201081	226649	1,5	201090	218424
C-SVO 400	400	16"	2	161	355	203629	205719	226650	1,5	206286	218425
C-SVO 450	450	18"	2	115	254	201075	-	-	-	-	-
C-SVO 500	500	20"	2	115	254	201077	201082	226651	1,5	206287	218426
C-SVO 600	600	24"	2	87	192	205941	205720	226652	1,5	206288	218427
TFSO PE	-	-	-	-	-	200894	-	-	-	-	-



2 x DIN976 M8x1000 (203397-EZ / 206852-I304) +  
4 x DIN6923 M8 (217553-EZ / 217555-I304)



B1 (204356-EZ / 206826-ZC / 204925-I304 / 218388-I316)

### C-SHO



C-SHO 400



PSHO

	L		e	Fmáx	Mmáx	Cd	ZS	ZC	Fmáx	Mmáx	Cd	i304	i316
	mm	inch											
C-SHO 400	400	16"	2	200	5,4	3,05	207234	207243	185	4,4	5,8	207494	218416
C-SHO 400+C-SHO 100	400	16"	2	341	8,8	2,35	-	-	318	7,3	3,5	-	-
PSHO	-	-	2	-	-	-	206240	206318	-	-	-	218139	218479



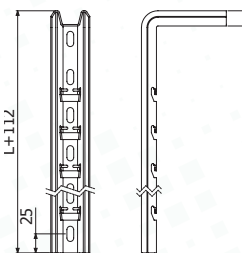
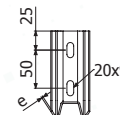
C-SHO 400 + C-SHO 100

C-SHO 100 (207230-ZS / 207249-ZC / 207490-I304 / 218424-I316) + CT2 M8x55 (100u-Pack: 225590-EZ)

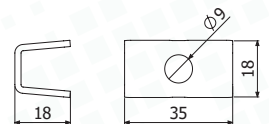


C-SHO 400 + C-SHO 200

C-SHO + DIN933 M8x25 (217545-EZ / 217546-I304) + DIN6923 M8 (217553-EZ / 217555-I304 / 218679-I316)



C-SHO



PSHO

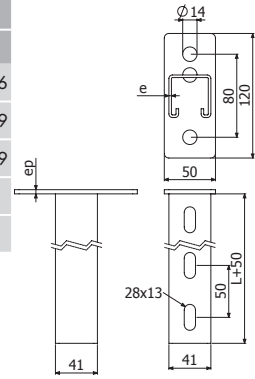


**SP4**




	L	ep	Fmáx	Mmáx	Cd	EZ	ZC	e	i304	i316	
	mm	inch	kg	kg-m	mm/kg-m	REF	REF	mm	REF	REF	
SP4 400	400	16"	4	725	55,15	0,203	206832	201036	2	218132	218466
SP4 500	500	20"	6	725	55,15	0,265	206833	201037	2	218666	218669
SP4 600	600	24"	6	725	55,15	0,326	206834	204938	2	218667	218669
SP4 800	800	32"	6	725	55,15	0,509	206835	201038	-	-	-
SP4 1000	1000	40"	6	725	55,15	0,721	-	205086	-	-	-
TF41 PVC	-	-	-	-	-	-	205627	-	-	-	-

- SCR/SRB(ZC)+2xTEPM10x30(217567-EZ)/  
SCR/SRB+2xTM41M8(217583-ZC/218524-i304/217611-i316)  
+2xDIN933M8x30(205964 i304)+2xDIN125M8(217544- i304)  
+2x4182K(218515-ZC/218758-i304)
- SHL/SP/SHR+2xDIN933M10x30(217547-i304/217600-i316)  
+2xTM41M10(217584-ZC/218525-i304/217612-i316)+2xDIN125M10(217542-i304/218741-i316)
- SCR/SRB+2/100xB2(206792-ZC/205392-i304/218443-i316)
- SHL+2/50xB3(208827-ZC/212096-i304/215575-i316)

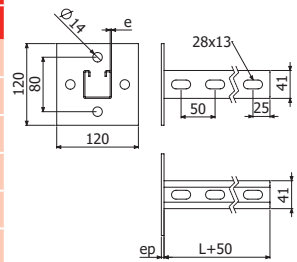


**SP3S**



	L	e	ep	Fmáx	Mmáx	Cd	EZ	ZC	
	mm	inch	mm	kg	kg-m	mm/kg-m	REF	REF	
SP3S 400	400	16"	2	4	800	34,5	0,195	218658	217308
SP3S 500	500	20"	2	4	800	34,5	-	218659	217309
SP3S 600	600	24"	2	6	800	34,5	0,325	218660	217310
SP3S 800	800	32"	2	6	800	34,5	0,514	218661	217311
SP3S 1000	1000	40"	2	6	800	34,5	0,811	218662	218664
SP3S 1200	1200	48"	2	6	800	34,5	-	218663	218665
TF41 PVC	-	-	-	-	-	-	-	205627	-

- SHST





**SP4D**



SP4D



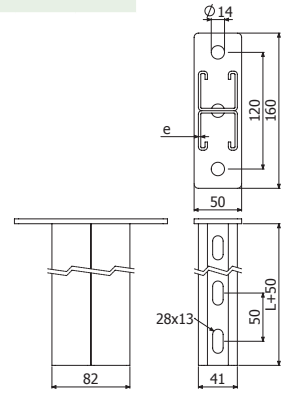
SP4D+SHR



TF41

	L		e	ep	Fmáx	Mmáx	Cd	ZC	e	Fmáx	Mmáx	Cd	i304	i316
	mm	inch						mm					mm	kg
SP4D 500	500	20"	2,5	8	1100	133	0,147	206272	2	1144	141	0,139	218134	218468
SP4D 600	600	24"	2,5	8	1100	133	0,179	205621	2	1144	141	0,17	218135	218469
SP4D 700	700	28"	2,5	8	1100	133	0,211	206273	2	1144	141	0,2	218136	218470
SP4D 800	800	32"	2,5	8	1100	133	0,263	206274	2	1144	141	0,249	218137	218471
SP4D 1000	1000	40"	2,5	8	1100	133	0,316	204641	2	1144	141	0,299	218138	218472
SP4D 1500	1500	59"	2,5	8	1100	133	0,423	204642	-	-	-	-	-	-
SP4D 2000	2000	79"	2,5	8	1100	133	-	218740	-	-	-	-	-	-
TF41 PVC	-	-	-	-	-	-	-	205627	-	-	-	-	-	-

- SCR/SRB ZC + 2 x TEP M10x30 ( 217567-EZ ) / 2 x TM41 M8 ( 217583-ZC / 218524-i304 / 217611-i316 ) + 2 x DIN933 M8x30 ( 205964-i304 ) + 2 x DIN125 M8 ( 217544-i304 ) + 2 x 4182K ( 218515-ZC / 218758-i304 )
- SHL/SHR/SP4/SP4D + 2 x DIN933 M10x30 ( 217547-i304 ) ( 217600-i316 ) + 2 x TM41 M10 ( 217584-ZC / 218525-i304 / 217612-i316 ) + 2 x DIN125 M10 ( 217542-i304 / 218741-i316 )



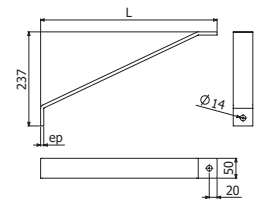
**R450**



SP4D+R450

	L		e	ZC
	mm	inch		mm
R450	450	18"	8	207325


- SU/SUR/SP4/SP3S/SP4D + 1/50 x B3 ( 208827-ZC / 212096-i304 / 215575-i316 )
- SP/SP4D + DIN933 M10x30 ( 217547-i304 ) + TM41 M10 ( 217584-ZC ) + DIN125 M10 ( 217542-i304 / 218741-i316 )





**SWL kg (lb)**




B mm ( inch)						
100 (4")	150 (6")	200 (8")	300 (12")	400 (16")	500 (20")	600 (24")

PBF		3 6 9A 9B		250 (551) x 1	250 (551) x 1	250 (551) x 1	250 (551) x 2	250 (551) x 2	250 (551) x 2	250 (551) x 3
-----	---	-----------	--	---------------	---------------	---------------	---------------	---------------	---------------	---------------

SV		3 6 9A 9B		276 (609)	260 (573)	253 (558)	207 (456)	506 (1116)	460 (1014)	414 (912)
----	---	-----------	--	-----------	-----------	-----------	-----------	------------	------------	-----------

SFS+C-SVO		3 6		176 (388)	176 (388)	176 (388)	176 (388)	161 (354)	115 (253)	87 (191)
-----------	---	-----	--	-----------	-----------	-----------	-----------	-----------	-----------	----------

SCBFR / SCERC		3 6		220 (485) x 1	220 (485) x 1	220 (485) x 1-1	220 (485) x 2	220 (485) x 2	220 (485) x 2	220 (485) x 3
---------------	--	-----	--	---------------	---------------	-----------------	---------------	---------------	---------------	---------------

**SUPPORTO BASORFIL**


**SCBFR**

CODICE PRODOTTO: 223328

HALOGEN-FREE  
MATERIALE TERMOPLASTICO,  
RESISTENTE AI RAGGI UV,  
CON FINITURA NERA

**INSTALLAZIONE RAPIDA!**  
SENZA ACCESSORI  
IN 1 CLICK

COMPATIBILE CON BASORFIL BFR E BF2R




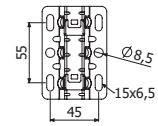
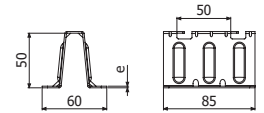




**PBF**



PBF	e	SWL		ZS	ZC	i304	i316
	mm	kg	lb	REF	REF	REF	REF
PBF	1	250	551	205590	204397	208777	218565



**SV**



SV 100/150/200/300

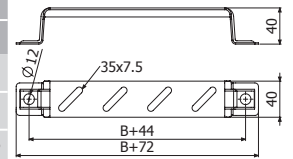


SV 400/500/600

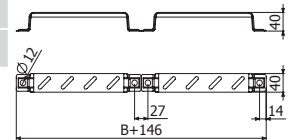
SV	B	e	SWL		ZS	ZC	i304	i316
	mm	inch	kg	lb	REF	REF	REF	REF
SV 100	100	4"	1,5	276	201046	201050	201062	217828
SV 150	150	6"	1,5	260	201047	201051	201063	218428
SV 200	200	8"	1,5	253	201048	201052	201064	218429
SV 300	300	12"	1,5	207	201049	201053	201065	218430
SV 400	400	16"	1,5	506	203413	203418	-	-
SV 500	500	20"	1,5	460	203414	203419	-	-
SV 600	600	24"	1,5	414	203415	203420	-	-

BI (204356-EZ / 206826-ZC / 204925-i304 / 218388-i316)

CTBF (204362-EZ / 207132-ZC / 204923-i304 / 208229-i316)



SV 100/150/200/300



SV 400/500/600

**SCBFR**



SCBFR 3,5KG



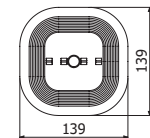
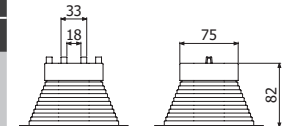
NO DRILL NEEDED

SCBFR 1 KG

SCBFR 3,5 KG

B= 60-150 --> 1x SCBFR 1kg / 1x SCBFR 3,5 kg (long.)  
B= 200 --> 1x SCBFR 1kg Alternate position / 1x SCBFR 3,5 kg  
B= 300 - 400 --> 2 x SCBFR 1kg / 1x SCBFR 3,5 kg (alt.pos B:400)  
B= 500 - 600 --> 2 x SCBFR

RLH	
REF	223328
	225777



**SCERC**



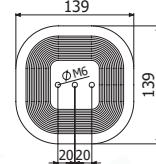
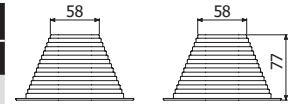
SCERC 1 KG

1 x ISO7380-2 M6X10 (100u-Pack: 226133 - i304)  
B= 60-150 --> 1 x SCERC  
B= 200 --> 1 x SCERC Alternate position  
B= 300 - 600 --> 2 x SCERC



NO DRILL NEEDED

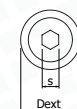
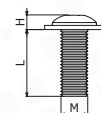
RLH	
REF.	226085



**ISO7380-2**



ISO7380-2-100 Pack M6X10	P	M	L	H	Dext	s	EZ	i304	i316	
	N-m	mm	mm	mm	mm	mm	REF	REF	REF	
ISO7380-2-100 Pack M6X10	100u	8	6	10	3,3	13,6	4	-	226133	-



ISO 7380-2



**SFS + C-SVO**

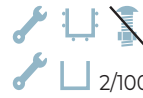


2 x SFS + C-SVO + 2/100 x B1

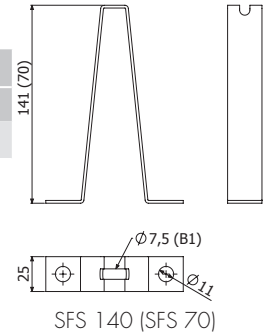
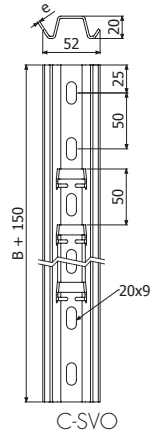


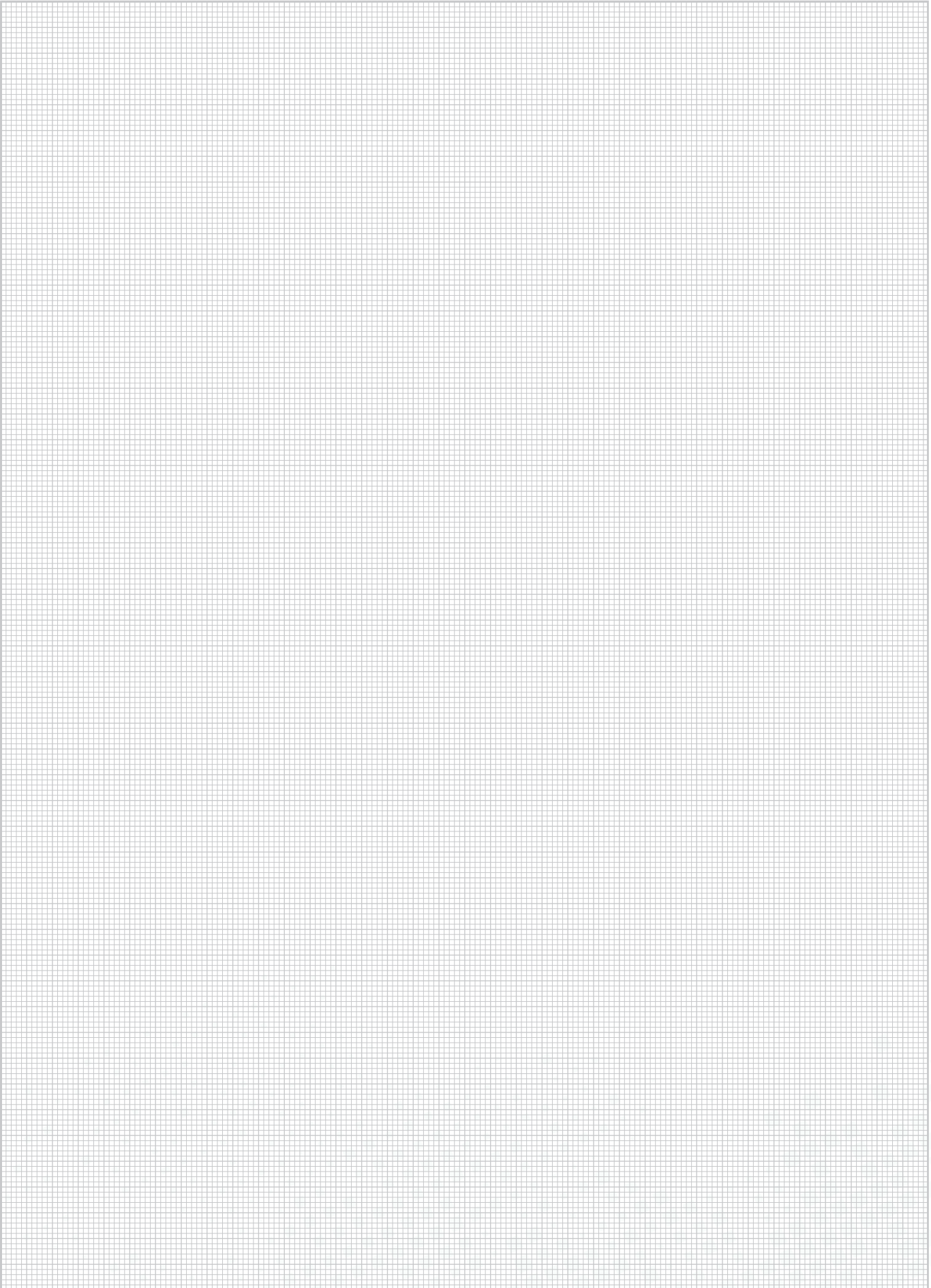
	B		e		SWL		ZS	ZC	ZAM3K	e	i304
	mm	inch	mm	kg	lb	REF	REF	REF	mm	REF	
C-SVO 100	100	4"	1,5	176	388	203630	206280	226646	1,5	206285	
C-SVO 150	150	6"	1,5	176	388	201073	201078	226647	1,5	201087	
C-SVO 200	200	8"	2	176	388	201074	201079	226648	1,5	201088	
C-SVO 300	300	12"	2	176	388	201076	201081	226649	1,5	201090	
C-SVO 400	400	16"	2	161	354	203629	205719	226650	1,5	206286	
C-SVO 450	450	18"	2	115	354	201075	-	-	-	-	
C-SVO 500	500	20"	2	115	253	201077	201082	226651	1,5	206287	
C-SVO 600	600	24"	2	87	192	205941	205720	226652	1,5	206288	
SFS 70	-	-	2	-	-	225381	-	-	-	-	
SFS 140	-	-	2	-	-	205602	-	-	-	-	
TFSO PE	-	-	-	-	-	200894	-	-	-	-	

	B		e		SWL		ZS	ZC		e	i304
	mm	inch	mm	kg	lb	REF	REF		mm	REF	
C-SVO 3M	-	-	-	-	-	201101	207436		-	206415	











2/100 x B1 ( 204356 EZ / 206826 ZC / 204925-i304)








**SWL kg (lb)**


	B mm (inch)									
	50 (2")	100 (4")	150 (6")	200 (8")	300 (12")	400 (16")	500 (20")	600 (24")	700 (28")	800 (32")
 C-PC+C-SR <span style="background-color: #0056b3; color: white; padding: 2px;">ZS</span> i304i316	-	-	-	102 (225)	90 (198)	159 (351)	134 (295)	117 (258)	-	-
 PC+C-SR <span style="background-color: #c00000; color: white; padding: 2px;">ZC</span>	-	-	-	250 (551)	250 (551)	250 (551)	200 (441)	175 (386)	-	-
 BI8+I8+SHV <span style="background-color: #c00000; color: white; padding: 2px;">ZC</span>	-	-	-	200 (441)	200 (441)	200 (441)	200 (441)	200 (441)	200 (441)	200 (441)
 KLPC+C-PC (SCR/SRB) <span style="background-color: #0056b3; color: white; padding: 2px;">ZS</span>	183 (404)	153 (337)	132 (291)	115 (254)	93 (205)	77 (170)	66 (146)	58 (128)	-	-
 KPC+C-PC (C-SR) <span style="background-color: #0056b3; color: white; padding: 2px;">ZS</span> i304i316	191 (421)	156 (344)	132 (291)	114 (251)	90 (198)	74 (163)	63 (139)	55 (121)	-	-
 KPC+2 x C-PC (C-SR) <span style="background-color: #0056b3; color: white; padding: 2px;">ZS</span> i304i316	260 (573)	221 (487)	192 (423)	170 (375)	138 (304)	117 (258)	101 (223)	89 (196)	-	-
 KAPC+PC (C-SR) <span style="background-color: #c00000; color: white; padding: 2px;">ZC</span>	144 (318)	127 (280)	113 (249)	102 (225)	85 (187)	73 (161)	64 (141)	57 (126)	-	-
 KI8+I8 (SHV) <span style="background-color: #c00000; color: white; padding: 2px;">ZC</span>	-	-	-	832 (1835)	700 (1544)	604 (1332)	531 (1171)	474 (1045)	428 (944)	390 (861)

**SWL kg (lb)**

	B mm (inch)									
	50 (2")	100 (4")	150 (6")	200 (8")	300 (12")	400 (16")	500 (20")	600 (24")	700 (28")	800 (32")


 KLPC+C-PC (SCR/SRB) <b>ZS</b>	172 (379)	142 (313)	121 (267)	105 (232)	83 (183)	69 (152)	59 (130)	51 (112)	-	-
---	-----------	-----------	-----------	-----------	----------	----------	----------	----------	---	---

 KAPC+PC (C-SR) <b>ZC</b>	191 (421)	156 (344)	132 (291)	114 (251)	90 (198)	74 (163)	63 (139)	55 (121)	-	-
--	-----------	-----------	-----------	-----------	----------	----------	----------	----------	---	---


 KA18+18 (SHV) <b>ZC</b>	-	-	-	242 (534)	186 (410)	151 (333)	127 (280)	110 (243)	96 (212)	86 (190)
--	---	---	---	-----------	-----------	-----------	-----------	-----------	----------	----------

**MODULAR SOLUTIONS**

**C-PC / KPC / KLPC** ZS



**PC / KAPC** ZC



**P41-3S** ZS ZC



**I8** ZC






**C-PC**



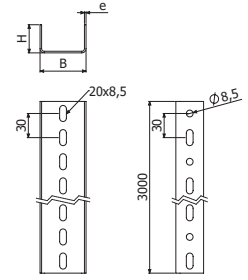
L = 3 m (10 ft)  
C-PC



TFPC

	B		H		L		e	ZS	i304	i316
	mm	inch	mm	inch	mm	inch	mm	REF	REF	REF
C-PC 3000	58	2 1/4"	35	1 3/8"	3000	10ft	2	207269	205701	218389
TFPC PVC	-	-	-	-	-	-	-	214809	-	-

- C-PC + KPC --> 2 x CT2 M8X75 (100u-Pack: 225591-EZ / 225592-i304) + 2 x DIN125 M8 (217544-i304)
- C-PC + KLPC --> 2/100 x B2 (206792-ZC / 205392-i304 / 218443-i316)
- C-SR + 2 x CT2 M8X75 (100u-Pack: 225591-EZ / 225592-i304)
- SRB-N + 1 x CT2 M8X75 (100u-Pack: 225591-EZ / 225592-i304)



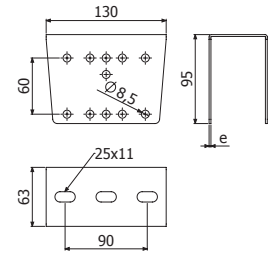
C-PC

**KPC**



	e	ZS	i304	i316
	mm	REF	REF	REF
KPC	2	207270	218390	218391

- C-PC ---> KPC: 2 x CT2 M8X75 (100u-Pack: 225591-EZ / 225592-i304) + 2 x DIN125 M8 (217544-i304)



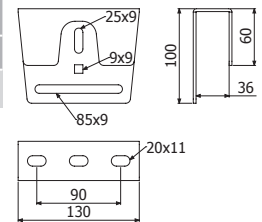
KPC

**KLPC**



	e	ZS	ZC	e	i304	i316
	mm	REF	REF	mm	REF	REF
KLPC	3	206786	206787	2	201121	218392

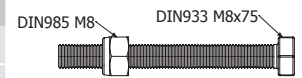
- C-PC ---> KLPC: 2/100 x B2 (204926-EZ / 206792-ZC / 205392-i304 / 218443-i316)



**CT2**



	EZ	i304
	REF	REF
CT2-100 Pack M8X55	100u 225590	-
CT2-100 Pack M8X75	100u 225591	225592

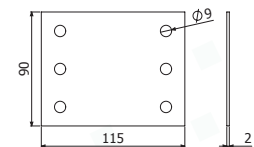


**PDPC**



	ZS
	REF
PDPC	207281

- 2 x C-PC ---> 2 x PDPC + 4 X CT2 M8X75 (100u-Pack: 225591-EZ)



PDPC



**PC**



L = 3 m (10 ft)




PC+TFPC

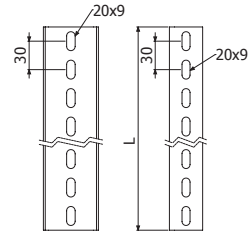
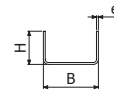
	B		H		e	ZC
	mm	inch	mm	inch	mm	REF
PC 3000	58	2 1/4"	35	1 3/8"	2	200229
TFPC PVC	-	-	-	-	-	214809

PC + KAPC ---> 2 x CT2 M8X75 (100u-Pack: 225592-i304)

C-SR + 2 x CT2 M8X75 (100u-Pack: 225592-i304)



TFPC



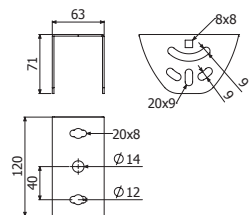
C-PC (ZC)

**KAPC**



	e	ZS	ZC	i304	i316
	mm	REF	REF	REF	REF
KAPC	2	201116	201117	218063	218393

PC/C-PC + KAPC ---> 2 x CT2 M8X75 (100u-Pack: 225591-EZ / 225592-i304)

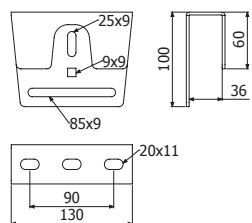


**KLPC**



	e	ZS	ZS	e	i304	i316
	mm	REF	REF	mm	REF	REF
KLPC	3	206786	206787	2	201121	218392

C-PC ---> KLPC: 2/100 x B2 (204926-EZ / 206792-ZC / 205392-i304 / 218443-i316)



**C-SR**

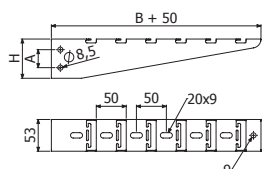


C-SR

	B		e	H		A		SWL		ZS	ZC	i304	i316
	mm	inch	mm	mm	inch	mm	inch	kg	lb	REF	REF	REF	REF
C-SR 100	100	4"	1,5	67	2 5/8"	30	1 1/8"	102	225	218543	218545	217815	218541
C-SR 150	150	6"	1,5	67	2 5/8"	30	1 1/8"	102	225	218544	218546	217816	218542
C-SR 200	200	8"	1,5	67	2 5/8"	30	1 1/8"	102	225	207264	203460	217817	218409
C-SR 300	300	12"	1,5	67	2 5/8"	30	1 1/8"	90	198	207265	201032	217818	218410
C-SR 400	400	16"	1,5	100	4"	60	2 3/8"	159	351	207266	201033	217819	218411
C-SR 500	500	20"	1,5	100	4"	60	2 3/8"	134	295	207267	201034	217820	218412
C-SR 600	600	24"	1,5	100	4"	60	2 3/8"	117	258	207268	201035	217821	218413

C-SR (ZS) ---> C-PC: 2 x CT2 M8X75 (100u-Pack: 225591-EZ / 225592-i304)

C-SR (ZC) ---> PC: 2 x CT2 M8X75 (100u-Pack: 225592-i304)





**P41-3S 41X41**



L = 3 m (10 ft)

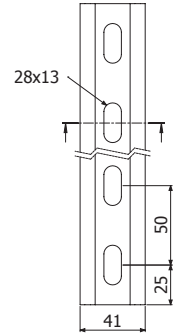
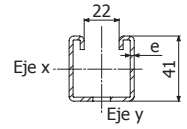
P41-3S 41X41X2

TF41 PVC

e	ZS	ZC	ZAM3K
mm	REF	REF	REF
2	217313	217312	226940
-	205627	-	-



TF41



**SHST-CEU**



SP3S + SHST

SHST-CEU 100

SHST-CEU 150

SHST-CEU 200

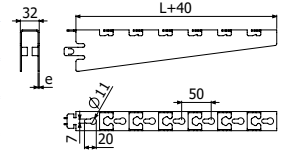
SHST-CEU 300

SHST-CEU 400

SHST-CEU 500

SHST-CEU 600

L		e		SWL		ZS
mm	inch	mm	kg	lb	REF	
100	4"	1,5	75	165	214489	
150	6"	1,5	90	198	214490	
200	8"	1,5	110	243	214491	
300	12"	2	150	331	214492	
400	16"	2	120	265	214493	
500	20"	2	110	243	214494	
600	24"	2	105	231	214495	



B1 ( 204356-EZ / 206826-ZC)





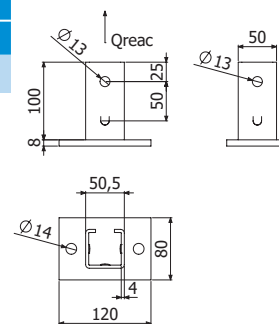

### K41-3S



K41-3S

EZ
REF
2118656

2 x CT2 M8X75 (100u-Pack: 225591-EZ)



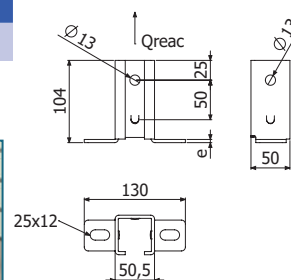
### SBL41-3S



SBL41-3S

e	ZS
mm	REF
4	218657

2 x CT2 M8X75 (100u-Pack: 225591-EZ)



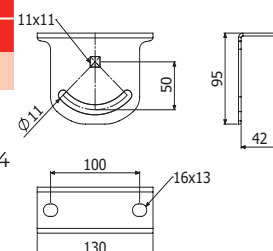
### KA41-3S



KA41-3S

e	ZS	ZC
mm	REF	REF
3	225500	225501

2/50 x B3 ( 208827-ZC / 212096-i304 ) + DIN933 M10x65 ( 225505-EZ / 225506-i304 ) + DIN125 M10 ( 217561-EZ / 217542-i304 ) + DIN6023 M10 ( 225507-EZ / 218802-i304 )



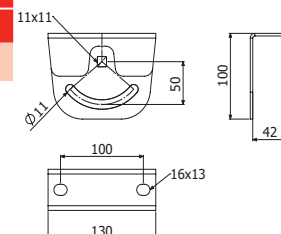
### KL41-3S



KAL41-3S

e	ZS	ZC
mm	REF	REF
3	225503	225504

2/50 x B3 ( 208827-ZC / 212096-i304 )





**CT2**



- CT2-100 Pack M8X75
- CT2-100 Pack M10X65

	EZ	i304
	REF	REF
100u	225591	225592
100u	225593	-



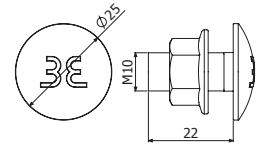
- 13 CT2 M8
- 17 CT2 M10

**B3**



- B3-50 Pack 50u

Pap	ZC	i304	i316
N-m	REF	REF	REF
35	208827	212096	215575



- 15










# BasorTRAY

---



ZINCATO SENDZIMIR




H60 (2 3/8")				
B	Area Riemp.	Riempimento Massimo*		
mm	cm <sup>2</sup>	2m	2,5m	3m
100	45	100%	100%	100%
150	67	100%	100%	100%
200	89	100%	100%	100%
300	134	100%	100%	100%
400	178	100%	100%	100%
500	223	100%	100%	100%
600	267	100%	100%	100%

H75 (3")				
B	Area Riemp.	Riempimento Massimo*		
mm	cm <sup>2</sup>	2m	2,5m	3m
100	59	100%	100%	100%
150	89	100%	100%	100%
200	118	100%	100%	100%
300	177	100%	100%	100%
400	236	100%	100%	100%
500	295	100%	100%	100%
600	354	100%	100%	100%

H100 (4")				
B	Area Riemp.	Riempimento Massimo*		
mm	cm <sup>2</sup>	2m	2,5m	3m
100	84	100%	100%	100%
150	126	100%	100%	100%
200	168	100%	100%	100%
300	252	100%	100%	100%
400	336	100%	100%	100%
500	420	100%	100%	100%
600	504	100%	100%	100%

\*Maximum filling depending on support span (m) considering a cable load of 0,23 kg/(m·cm<sup>2</sup>)

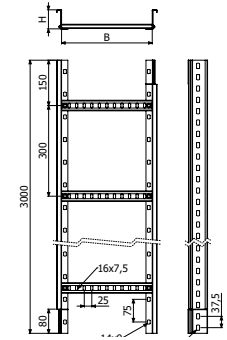
**FER H60**




L = 3 m / 10 FT

	B		H		ZS
	mm	inch	mm	inch	REF.
FER 150X60	150	6"	63	2 1/2"	228445
FER 200X60	200	8"	63	2 1/2"	228446
FER 300X60	300	12"	63	2 1/2"	228447
FER 400X60	400	16"	63	2 1/2"	228448
FER 500X60	500	20"	63	2 1/2"	228449
FER 600X60	600	24"	63	2 1/2"	228450

H60 4x B2 (100u-Pack 204926 - EZ)



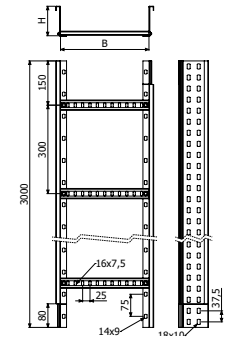
**FER H100**




L = 3 m / 10 FT

	B		H		ZS
	mm	inch	mm	inch	REF.
FER 150X100	150	6"	100	4"	228461
FER 200X100	200	8"	100	4"	228462
FER 300X100	300	12"	100	4"	228463
FER 400X100	400	16"	100	4"	228464
FER 500X100	500	20"	100	4"	228465
FER 600X100	600	24"	100	4"	228466

H100 8 x B2 (100u-Pack 204926 - EZ)



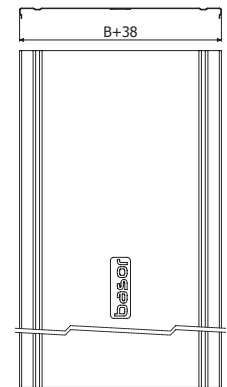
**TFEL**

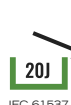




L = 3 m / 10 FT

	B		ZS
	mm	inch	REF.
TFEL 150	150	6"	224660
TFEL 200	200	8"	224661
TFEL 300	300	12"	224662
TFEL 400	400	16"	224663
TFEL 500	500	20"	224664
TFEL 600	600	24"	224665

4 x PTFE (207054 - i304) => 1 x TFEL





TFE / TFEL



CPFER



CCXFER



TEFER



CRFER



REFE



PS



JUFE



JUFE-A

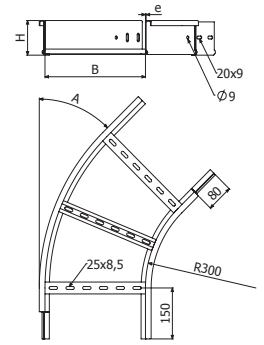


JUFE-B

**CPFER**



	B		H		ZS
	mm	inch	mm	inch	REF.
CPFER-300 150x60	150	6"	60	2 3/8"	224666
CPFER-300 200x60	200	8"	60	2 3/8"	224667
CPFER-300 300x60	300	12"	60	2 3/8"	224668
CPFER-300 400x60	400	16"	60	2 3/8"	224669
CPFER-300 500x60	500	20"	60	2 3/8"	224670
CPFER-300 600x60	600	24"	60	2 3/8"	224671
CPFER-300 150x100	150	6"	100	4"	228897
CPFER-300 200x100	200	8"	100	4"	228898
CPFER-300 300x100	300	12"	100	4"	228899
CPFER-300 400x100	400	16"	100	4"	228900
CPFER-300 500x100	500	20"	100	4"	228901
CPFER-300 600x100	600	24"	100	4"	228902



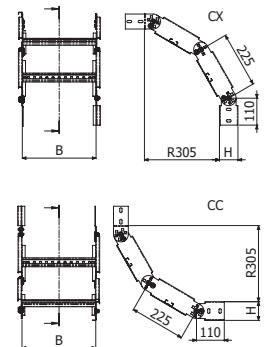
H60 4x B2 (100u-Pack 204926 - EZ)

H100 8 x B2 (100u-Pack 204926 - EZ)

**CCXFER**



	B		H		ZS
	mm	inch	mm	inch	REF.
CCXFER 150x60	150	6"	60	2 3/8"	224684
CCXFER 200x60	200	8"	60	2 3/8"	224685
CCXFER 300x60	300	12"	60	2 3/8"	224686
CCXFER 400x60	400	16"	60	2 3/8"	224687
CCXFER 500x60	500	20"	60	2 3/8"	224688
CCXFER 600x60	600	24"	60	2 3/8"	224689
CCXFER 150x100	150	6"	100	4"	228903
CCXFER 200x100	200	8"	100	4"	228904
CCXFER 300x100	300	12"	100	4"	228905
CCXFER 400x100	400	16"	100	4"	228906
CCXFER 500x100	500	20"	100	4"	228907
CCXFER 600x100	600	24"	100	4"	228908



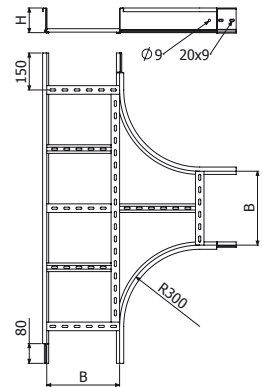
H60 4x B2 (100u-Pack 204926 - EZ)

H100 8 x B2 (100u-Pack 204926 - EZ)

**TEFER**



	B		H		ZS
	mm	inch	mm	inch	REF.
TEFER-300 150x60	150	6"	60	2 3/8"	224702
TEFER-300 200x60	200	8"	60	2 3/8"	224703
TEFER-300 300x60	300	12"	60	2 3/8"	224704
TEFER-300 400x60	400	16"	60	2 3/8"	224705
TEFER-300 500x60	500	20"	60	2 3/8"	224706
TEFER-300 600x60	600	24"	60	2 3/8"	224707
TEFER-300 150x100	150	6"	100	4"	228909
TEFER-300 200x100	200	8"	100	4"	228910
TEFER-300 300x100	300	12"	100	4"	228911
TEFER-300 400x100	400	16"	100	4"	228912
TEFER-300 500x100	500	20"	100	4"	228913
TEFER-300 600x100	600	24"	100	4"	228914



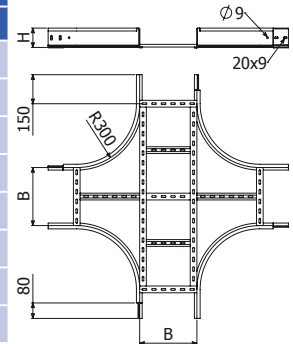
H60 4x B2 (100u-Pack 204926 - EZ)

H100 8 x B2 (100u-Pack 204926 - EZ)

**CRFER**



	B		H		ZS
	mm	inch	mm	inch	REF.
CRFER-300 150x60	150	6"	60	2 3/8"	224720
CRFER-300 200x60	200	8"	60	2 3/8"	224721
CRFER-300 300x60	300	12"	60	2 3/8"	224722
CRFER-300 400x60	400	16"	60	2 3/8"	224723
CRFER-300 500x60	500	20"	60	2 3/8"	224724
CRFER-300 600x60	600	24"	60	2 3/8"	224725
CRFER-300 150x100	150	6"	100	4"	228915
CRFER-300 200x100	200	8"	100	4"	228916
CRFER-300 300x100	300	12"	100	4"	228917
CRFER-300 400x100	400	16"	100	4"	228918
CRFER-300 500x100	500	20"	100	4"	228919
CRFER-300 600x100	600	24"	100	4"	228920



H60 4x B2 (100u-Pack 204926 - EZ)

H100 8 x B2 (100u-Pack 204926 - EZ)

**JUFE /A/B**



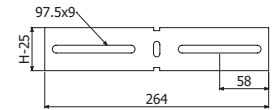
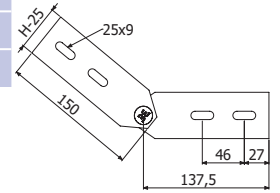
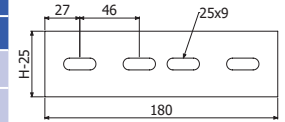
JUFE



JUFE-B

	B		H		ZS
	mm	inch	mm	inch	REF.
JUFE 60	-	-	60	2 3/8"	224738
JUFE 100	-	-	100	4"	228926
JUFE-A 60	-	-	60	2 3/8"	224740
JUFE-A 100	-	-	100	4"	228927
JUFE-B 60	-	-	60	2 3/8"	224742
JUFE-B 100	-	-	100	4"	228928

4/100 x B2 (204926 - EZ)



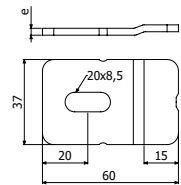
**BFE**



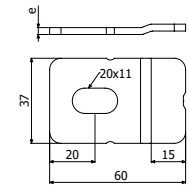
	e	ZS	ZC	e	i304
	mm	REF.	REF.	mm	REF.
BFE 6/8	3	225462	200863	1,5	203293
BFE 10	3	-	200864	1,5	218531

BFE 6/8 --> SHL --> B2 (206792 - ZC)

SP4/SP4D + BFE 10 --> DIN933 10X30 (217559 - EZ / 217547 - i304) + TM41 M10 (217551 - EZ / 217584 - ZC / 218525 - i304) + DIN125 M10 (217561 - EZ / 217542 - i304)



BFE 6/8



BFE 10

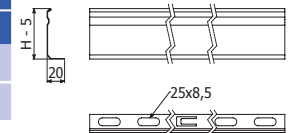
**PS**



L = 3 m (10 ft)

	H		ZS
	mm	inch	REF.
PS 35	35	1 3/8"	203476
PS 60	60	2"	202066

3 x (ISO7380-2 M6x25 (100u-Pack: 225576-EZ) + DIN6923 M6 (217552 - EZ)  
PS 35 H60  
PS 60 H75



**BFEP**





BFEP



BFEP-E50

	ZS
	REF.
BFEP	228929
BFEP-E50	228730

1 x B2 (100u-Pack 204926 - EZ)

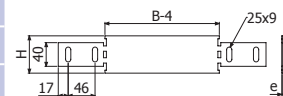


REFE

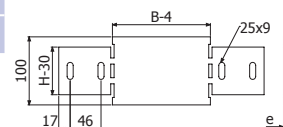


	B		H		ZS
	mm	inch	mm	inch	REF.
REFE 50x60	50	2"	60	2 3/8"	224744
REFE 100x60	100	4"	60	2 3/8"	224745
REFE 150x60	150	6"	60	2 3/8"	224746
REFE 200x60	200	8"	60	2 3/8"	224747
REFE 50x100	50	2"	100	4"	228941
REFE 100x100	100	4"	100	4"	228942
REFE 150x100	150	6"	100	4"	228943
REFE 200x100	200	8"	100	4"	228944

4/100 x B2 (204926 - EZ)



REFE H60



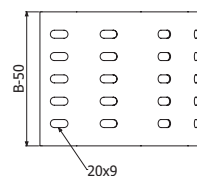
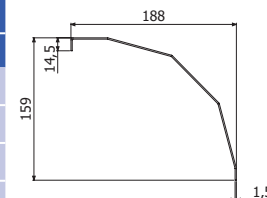
REFE H75/100

BJCFER



	e	ZS
	mm	REF
BJCFER 150	1,5	225543
BJCFER 200	1,5	225544
BJCFER 300	1,5	225545
BJCFER 400	1,5	225546
BJCFER 500	1,5	225547
BJCFER 600	1,5	225548

2/100 x B2 (206792 - ZC)  
2/100 x B2 (204926 - EZ)

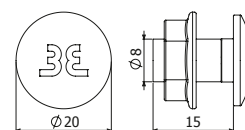



B2

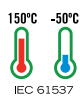



	Pap	EZ	i304
	N.m	REF	REF
B2 Pack 100u	15	204926	205392

13








B		Area Riemp.		Riempimento Massimo				
mm	inch	cm <sup>2</sup>	in <sup>2</sup>	2	3	4	5	6
100	4	45	7,0	100%	100%	100%	100%	100%
150	6	67	10,4	100%	100%	100%	100%	100%
200	8	89	13,8	100%	100%	100%	100%	100%
300	12	134	20,8	100%	100%	100%	100%	81%
400	16	178	27,6	100%	100%	100%	78%	61%
500	20	223	36,1	100%	100%	100%	62%	49%
600	24	267	41,4	100%	100%	90%	52%	41%

\*Maximum filling depending on support span (m) considering a cable load of 0,23 kg/(m·cm<sup>2</sup>)

**FE H60**

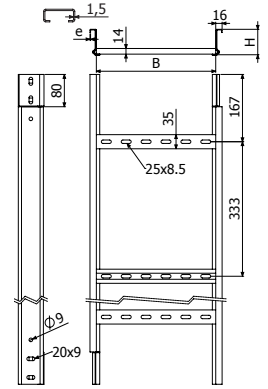


L = 3 m (10 ft)



B		H		e	ZC
mm	inch	mm	inch	mm	REF
100	4"	63	2 1/2"	1,5	200749
150	6"	63	2 1/2"	1,5	200750
200	8"	63	2 1/2"	1,5	200751
300	12"	63	2 1/2"	1,5	200752
400	16"	63	2 1/2"	1,5	200753
500	20"	63	2 1/2"	1,5	200754
600	24"	63	2 1/2"	1,5	200755

4/100 x B2 (206792 - ZC)



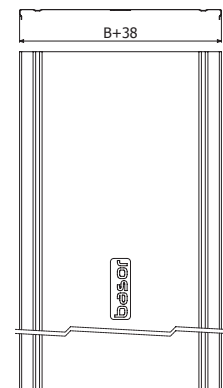
**TFE**




L = 3 m (10 ft)  
400/500/600 - L= 2 m (6,56 ft)

B	e	ZC
mm	inch	REF
100	4"	1,5 204937
150	6"	1,5 204472
200	8"	1,5 204473
300	12"	1,5 203579
400	16"	1,5 204430
500	20"	1,5 204509
600	24"	1,5 204494

4 x PTFE/PTFE-E60 -> 1 x TFE



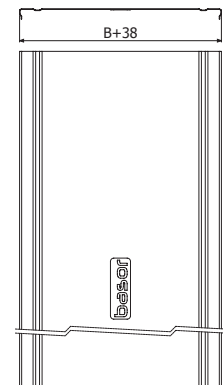
**TFEL**



L = 3 m (10 ft)  
400/500/600 - L= 2 m (6,56 ft)

B	e	ZC
mm	inch	REF
100	4"	0,8 210000
150	6"	0,8 210001
200	8"	0,8 210002
300	12"	0,8 210003
400	16"	1 210004
500	20"	1 210005
600	24"	1 210006

4 x PTFE/PTFE-E60 -> 1 x TFEL

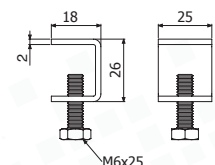




**PTFE**



Pap	e	i304	i316
N-m	mm	REF	REF
6	2	207054	218568

4 x PTFE => 1 x TFE / TFEL





TFE



CPFE



CCFE



CXFE



CCXFE



TEFE



CRFE



REFE



BFE



PTFE



BEV



JUFE-A



JUFE



JUFE-B



PS



BJCFE



B2

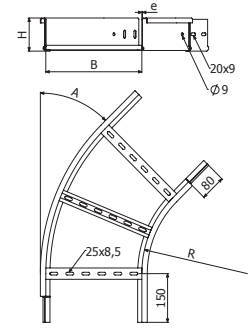
**CPFE**



CPFE-300 100X60X1.5
CPFE-300 150X60X1.5
CPFE-300 200X60X1.5
CPFE-300 300X60X1.5
CPFE-300 400X60X1.5
CPFE-300 500X60X1.5
CPFE-300 600X60X1.5

B		H		e	ZC
mm	inch	mm	inch	mm	90°
100	4"	63	2 1/2"	1,5	217634
150	6"	63	2 1/2"	1,5	217635
200	8"	63	2 1/2"	1,5	217636
300	12"	63	2 1/2"	1,5	217637
400	16"	63	2 1/2"	1,5	217638
500	20"	63	2 1/2"	1,5	217639
600	24"	63	2 1/2"	1,5	217640

4/100 x B2 (206792 - ZC)



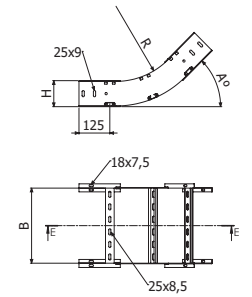
**CCFE**



CCFE-300 100X60X1.5
CCFE-300 150X60X1.5
CCFE-300 200X60X1.5
CCFE-300 300X60X1.5
CCFE-300 400X60X1.5
CCFE-300 500X60X1.5
CCFE-300 600X60X1.5

B		H		e	ZC
mm	inch	mm	inch	mm	90°
100	4"	63	2 1/2"	1,5	217690
150	6"	63	2 1/2"	1,5	217691
200	8"	63	2 1/2"	1,5	217692
300	12"	63	2 1/2"	1,5	217693
400	16"	63	2 1/2"	1,5	217694
500	20"	63	2 1/2"	1,5	217695
600	24"	63	2 1/2"	1,5	217696

4 x JUFE



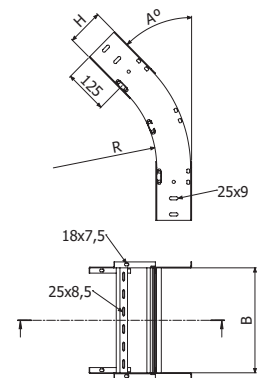
**CXFE**



CXFE-300 100X60X1.5
CXFE-300 150X60X1.5
CXFE-300 200X60X1.5
CXFE-300 300X60X1.5
CXFE-300 400X60X1.5
CXFE-300 500X60X1.5
CXFE-300 600X60X1.5

B		H		e	HDG
mm	inch	mm	inch	mm	90°
100	4"	63	2 1/2"	1,5	217746
150	6"	63	2 1/2"	1,5	217747
200	8"	63	2 1/2"	1,5	217748
300	12"	63	2 1/2"	1,5	217749
400	16"	63	2 1/2"	1,5	217750
500	20"	63	2 1/2"	1,5	217751
600	24"	63	2 1/2"	1,5	217752

4 x JUFE



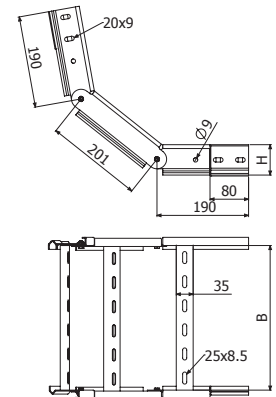
**CCXFE H60**



CCXFE 100X60X1.5
CCXFE 150X60X1.5
CCXFE 200X60X1.5
CCXFE 300X60X1.5
CCXFE 400X60X1.5
CCXFE 500X60X1.5
CCXFE 600X60X1.5

B		H		e	ZC
mm	inch	mm	inch	mm	REF
100	4"	63	2 1/2"	1,5	205222
150	6"	63	2 1/2"	1,5	205223
200	8"	63	2 1/2"	1,5	205224
300	12"	63	2 1/2"	1,5	205225
400	16"	63	2 1/2"	1,5	205226
500	20"	63	2 1/2"	1,5	205227
630	24"	63	2 1/2"	1,5	205228

4/100 x B2 (206792 - ZC)



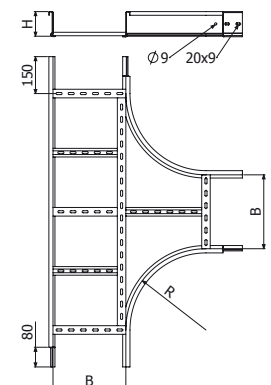
**TEFE**



TEFE-300 100X60X1.5
TEFE-300 150X60X1.5
TEFE-300 200X60X1.5
TEFE-300 300X60X1.5
TEFE-300 400X60X1.5
TEFE-300 500X60X1.5
TEFE-300 600X60X1.5

R		B		H		e	ZC
mm	inch	mm	inch	mm	inch	mm	REF
300	12"	100	4"	63	2 1/2"	1,5	217781
300	12"	150	6"	63	2 1/2"	1,5	217782
300	12"	200	8"	63	2 1/2"	1,5	217783
300	12"	300	12"	63	2 1/2"	1,5	217784
300	12"	400	16"	63	2 1/2"	1,5	217785
300	12"	500	20"	63	2 1/2"	1,5	217786
300	12"	630	24"	63	2 1/2"	1,5	217787

4/100 x B2 (206792 - ZC)

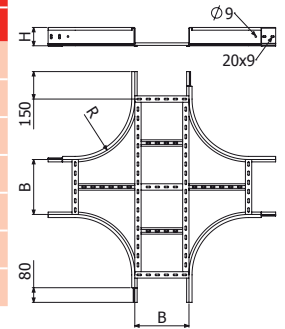


**CRFE**



	R		B		H		e	ZC
	mm	inch	mm	inch	mm	inch	mm	REF
CRFE-300 100X60X1,5	300	12"	100	4"	63	2 1/2"	1,5	217795
CRFE-300 150X60X1,5	300	12"	150	6"	63	2 1/2"	1,5	217796
CRFE-300 200X60X1,5	300	12"	200	8"	63	2 1/2"	1,5	217797
CRFE-300 300X60X1,5	300	12"	300	12"	63	2 1/2"	1,5	217798
CRFE-300 400X60X1,5	300	12"	400	16"	63	2 1/2"	1,5	217799
CRFE-300 500X60X1,5	300	12"	500	20"	63	2 1/2"	1,5	217800
CRFE-300 600X60X1,5	300	12"	630	24"	63	2 1/2"	1,5	217801

4/100 x B2 (206792 - ZC)

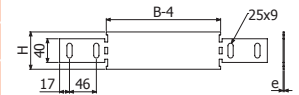


**REFE H60**



	B		H		e	ZC
	mm	inch	mm	inch	mm	REF
REFE 50x60x2	50	2"	63	2 1/2"	2	206799
REFE 100x60x2	100	4"	63	2 1/2"	2	206800
REFE 150x60x2	150	6"	63	2 1/2"	2	206801
REFE 200x60x2	200	8"	63	2 1/2"	2	206802

4/100 x B2 (206792 - ZC)



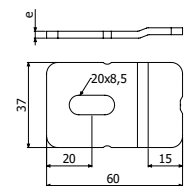
**BFE**



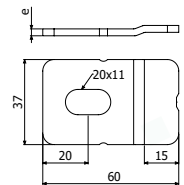
	e	ZC	e	i304	i316
	mm	REF	mm	REF	REF
BFE 6/8	3	200863	1,5	203293	-
BFE 10	3	200864	1,5	218531	218532

BFE 6/8 --> SHL --> B2 (206792 - ZC)

SP4/SP4D + BFE 10 --> DIN933 10X30 (217547- i304)  
+ TM41 M10 (217584 - ZC / 218524 - i304) + DIN125 M10 (217542- i304)




BFE 6/8



BFE 10

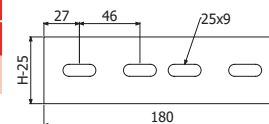
**JUFE H60**



JUFE 60/75

4/100 x B2 (206792 - ZC)

H		e		ZC
mm	inch	mm	inch	REF
75	3"	2		200854



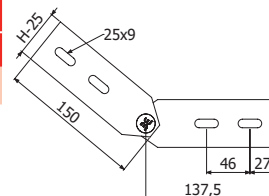
**JUFE-A H60**



JUFE-A 60/75

4/100 x B2 (206792 - ZC)

H		e		ZC
mm	inch	mm	inch	REF
75	3"	2		200857



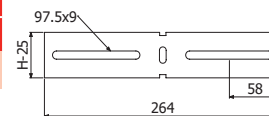
**JUFE-B H60**



JUFE-BB 60/75

4/100 x B2 (206792 - ZC)

H		e		ZC
mm	inch	mm	inch	REF
75	3"	2		200860



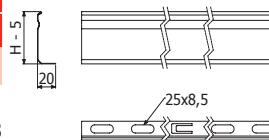
**PS**



PS 35


3 x (ISO7380-2 M8x30 (100u-Pack: 225581-i304) + DIN6923 M8 (217555 - I304)  
PS 35 H60.

H		ZC
mm	inch	REF
35	1 3/8"	203479



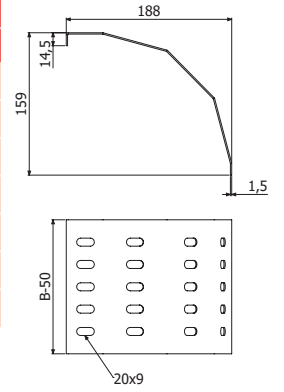
L = 3 m (10 ft)

**BJCFE**




	e	ZC
	mm	REF
BJCFE 100	1,5	210021
BJCFE 150	1,5	210022
BJCFE 200	1,5	210023
BJCFE 300	1,5	210024
BJCFE 400	1,5	210025
BJCFE 500	1,5	210026
BJCFE 600	1,5	210027

2/100 x B2 (206792 - ZC)

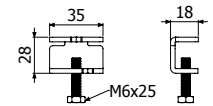


**BEV**



	ZC	i304	i316
	REF	REF	REF
BEV	211805	214473	218574

10

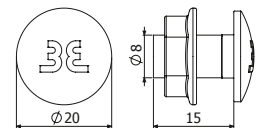



**B2**



	Pap	ZC	i304
	N-m	REF	REF
B2 Pack 100u	15	206792	205392

13





H75						
B	Area Riemp.	Riempimento Massimo*				
mm	cm <sup>2</sup>	2m	3m	4m	5m	6m
100	59	100%	100%	100%	100%	100%
150	89	100%	100%	100%	100%	100%
200	118	100%	100%	100%	100%	100%
300	177	100%	100%	100%	100%	74%
400	236	100%	100%	100%	83%	55%
500	295	100%	100%	100%	66%	44%
600	354	100%	100%	86%	55%	37%

H100						
B	Area Riemp.	Riempimento Massimo*				
mm	cm <sup>2</sup>	2m	3m	4m	5m	6m
100	84	100%	100%	100%	100%	100%
150	126	100%	100%	100%	100%	100%
200	168	100%	100%	100%	100%	100%
300	252	100%	100%	100%	100%	78%
400	336	100%	100%	100%	84%	58%
500	420	100%	100%	98%	67%	47%
600	504	100%	100%	82%	56%	39%

H120						
B	Area Riemp.	Riempimento Massimo*				
mm	cm <sup>2</sup>	2m	3m	4m	5m	6m
150	156	100%	100%	100%	100%	100%
200	208	100%	100%	100%	100%	100%
300	312	100%	100%	100%	100%	72%
400	416	100%	100%	100%	78%	54%
500	520	100%	100%	100%	63%	43%
600	624	100%	100%	84%	52%	36%

H150						
B	Area Riemp.	Riempimento Massimo*				
mm	cm <sup>2</sup>	2m	3m	4m	5m	6m
150	201	100%	100%	100%	100%	100%
200	268	100%	100%	100%	100%	100%
300	402	100%	100%	100%	100%	76%
400	536	100%	100%	100%	85%	57%
500	670	100%	100%	100%	68%	45%
600	804	100%	100%	87%	57%	38%

\*Maximum filling depending on support span (m) considering a cable load of 0,23 kg/(m·cm<sup>2</sup>)

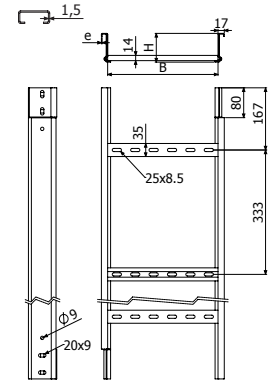
**FE H75 p333**



L = 3 m (10 ft)



	B		H		e	ZC
	mm	inch	mm	inch		
FE 100x75x1,5-333 3M	100	4"	75	3"	1,5	200756
FE 150x75x1,5-333 3M	150	6"	75	3"	1,5	200757
FE 200x75x1,5-333 3M	200	8"	75	3"	1,5	200758
FE 300x75x1,5-333 3M	300	12"	75	3"	1,5	200759
FE 400x75x1,5-333 3M	400	16"	75	3"	1,5	200760
FE 500x75x1,5-333 3M	500	20"	75	3"	1,5	200761
FE 600x75x1,5-333 3M	600	24"	75	3"	1,5	200762
FE 100x75x2-333 3M	100	4"	75	3"	2	200865
FE 150x75x2-333 3M	150	6"	75	3"	2	200866
FE 200x75x2-333 3M	200	8"	75	3"	2	200867
FE 300x75x2-333 3M	300	12"	75	3"	2	200868
FE 400x75x2-333 3M	400	16"	75	3"	2	200869
FE 500x75x2-333 3M	500	20"	75	3"	2	200870
FE 600x75x2-333 3M	600	24"	75	3"	2	200871



4/100 x B2 (206792 - ZC)

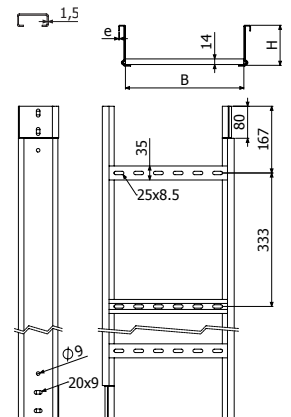


**FE H100 p333**



L = 3 m (10 ft)


	B		H		e	ZC
	mm	inch	mm	inch		
FE 100x100x1,5-333 3M	100	4"	100	4"	1,5	200763
FE 150x100x1,5-333 3M	150	6"	100	4"	1,5	200764
FE 200x100x1,5-333 3M	200	8"	100	4"	1,5	200765
FE 300x100x1,5-333 3M	300	12"	100	4"	1,5	200766
FE 400x100x1,5-333 3M	400	16"	100	4"	1,5	200767
FE 500x100x1,5-333 3M	500	20"	100	4"	1,5	200768
FE 600x100x1,5-333 3M	600	24"	100	4"	1,5	200769
FE 100x100x2-333 3M	100	4"	100	4"	2	200872
FE 150x100x2-333 3M	150	6"	100	4"	2	200873
FE 200x100x2-333 3M	200	8"	100	4"	2	200874
FE 300x100x2-333 3M	300	12"	100	4"	2	200875
FE 400x100x2-333 3M	400	16"	100	4"	2	200876
FE 500x100x2-333 3M	500	20"	100	4"	2	200877
FE 600x100x2-333 3M	600	24"	100	4"	2	200878



4/100 x B2 (206792 - ZC)



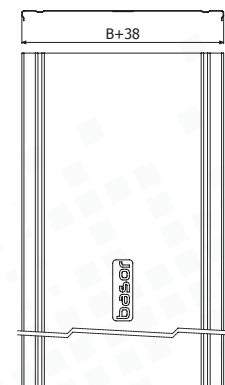
**TFEL**





L = 3 m (10 ft)

400/500/600 - L=2 m (6,56 ft)

	B		e	ZC
	mm	inch		
TFEL 100x0,8 3M	100	4"	0,8	210000
TFEL 150x0,8 3M	150	6"	0,8	210001
TFEL 200x0,8 3M	200	8"	0,8	210002
TFEL 300x0,8 3M	300	12"	0,8	210003
TFEL 400x1 2M	400	16"	1	210004
TFEL 500x1 2M	500	20"	1	210005
TFEL 600x1 2M	600	24"	1	210006



4 x PTFE/PTFE-E60 -> 1 x TFEL



TFE/TFEL



LZAL



CPFE



CCFE



CXFE



CCXFE



TEFE



CRFE



REFE



BFE



PTFE



PTFE-E60



JUFE-A



JUFE



JUFE-B



BEV



PS



BJCFE



B2

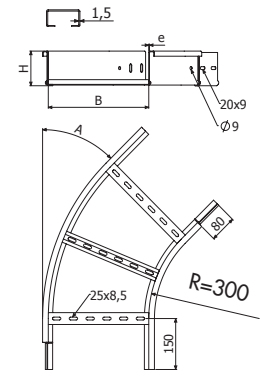
**CPFE-300**



H75-H120



B		H		e	ZC
mm	inch	mm	inch	mm	90°
100	4"	75	3"	2	200887
150	6"	75	3"	2	200888
200	8"	75	3"	2	200889
300	12"	75	3"	2	200890
400	16"	75	3"	2	200891
500	20"	75	3"	2	200892
600	24"	75	3"	2	200893
100	4"	100	4"	2	200895
150	6"	100	4"	2	200896
200	8"	100	4"	2	200897
300	12"	100	4"	2	200898
400	16"	100	4"	2	200899
500	20"	100	4"	2	200900
600	24"	100	4"	2	200901



H75-H120

4/100 x B2 (206792 - ZC) (8/100 x B2 150)



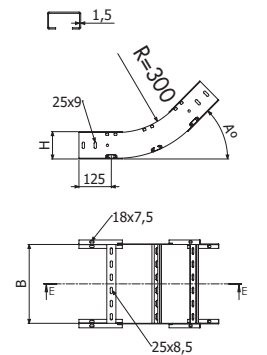
**CCFE-300**



H75-H120



B		H		e	ZC
mm	inch	mm	inch	mm	90°
100	4"	75	3"	2	204794
150	6"	75	3"	2	204596
200	8"	75	3"	2	204548
300	12"	75	3"	2	204549
400	16"	75	3"	2	200802
500	20"	75	3"	2	200803
600	24"	75	3"	2	200804
100	4"	100	4"	2	200805
150	6"	100	4"	2	200806
200	8"	100	4"	2	200807
300	12"	100	4"	2	200808
400	16"	100	4"	2	200809
500	20"	100	4"	2	200810
600	24"	100	4"	2	200811



H75-H120

4x JUF6



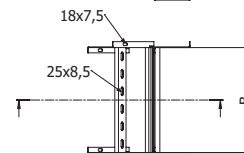
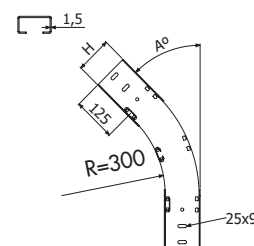
**CXFE-300**



H75-H120

	B		H		e	ZC
	mm	inch	mm	inch	mm	90°
CXFE-300 100X75X2	100	4"	75	3"	2	200909
CXFE-300 150X75X2	150	6"	75	3"	2	200910
CXFE-300 200X75X2	200	8"	75	3"	2	200911
CXFE-300 300X75X2	300	12"	75	3"	2	200912
CXFE-300 400X75X2	400	16"	75	3"	2	200913
CXFE-300 500X75X2	500	20"	75	3"	2	200914
CXFE-300 600X75X2	600	24"	75	3"	2	200915
CXFE-300 100X100X2	100	4"	100	4"	2	200916
CXFE-300 150X100X2	150	6"	100	4"	2	200917
CXFE-300 200X100X2	200	8"	100	4"	2	200918
CXFE-300 300X100X2	300	12"	100	4"	2	200919
CXFE-300 400X100X2	400	16"	100	4"	2	200920
CXFE-300 500X100X2	500	20"	100	4"	2	200921
CXFE-300 600X100X2	600	24"	100	4"	2	200922

4x JUFE



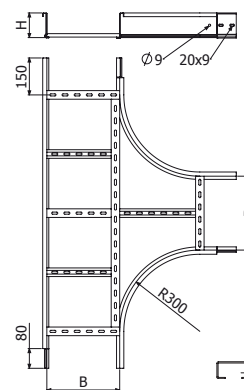
H75-H120

**TEFE-300**



	R		B		H		e	ZC
	mm	inch	mm	inch	mm	inch	mm	REF
TEFE-300 100X75X2	300	12"	100	4"	75	3"	2	200930
TEFE-300 150X75X2	300	12"	150	6"	75	3"	2	200931
TEFE-300 200X75X2	300	12"	200	8"	75	3"	2	200932
TEFE-300 300X75X2	300	12"	300	12"	75	3"	2	200933
TEFE-300 400X75X2	300	12"	400	16"	75	3"	2	200934
TEFE-300 500X75X2	300	12"	500	20"	75	3"	2	200935
TEFE-300 600X75X2	300	12"	600	24"	75	3"	2	200936
TEFE-300 100X100X2	300	12"	100	4"	100	4"	2	200937
TEFE-300 150X100X2	300	12"	150	6"	100	4"	2	200938
TEFE-300 200X100X2	300	12"	200	8"	100	4"	2	200939
TEFE-300 300X100X2	300	12"	300	12"	100	4"	2	200940
TEFE-300 400X100X2	300	12"	400	16"	100	4"	2	200941
TEFE-300 500X100X2	300	12"	500	20"	100	4"	2	200942
TEFE-300 600X100X2	300	12"	600	24"	100	4"	2	200943

4/100 x B2 (206792 - ZC) (8/100 x B2 150)

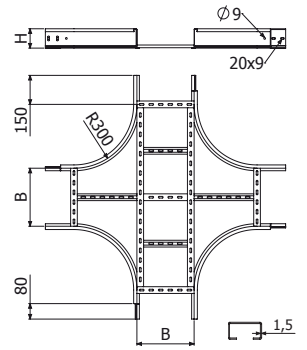


TEFE H75/100/120

**CRFE-300**



	R		B		H		e	ZC
	mm	inch	mm	inch	mm	inch		REF
CRFE-300 100X75X2	300	12"	100	4"	75	3"	2	200951
CRFE-300 150X75X2	300	12"	150	6"	75	3"	2	200952
CRFE-300 200X75X2	300	12"	200	8"	75	3"	2	200953
CRFE-300 300X75X2	300	12"	300	12"	75	3"	2	200954
CRFE-300 400X75X2	300	12"	400	16"	75	3"	2	200955
CRFE-300 500X75X2	300	12"	500	20"	75	3"	2	200956
CRFE-300 600X75X2	300	12"	600	24"	75	3"	2	200957
CRFE-300 100X100X2	300	12"	100	4"	100	4"	2	200958
CRFE-300 150X100X2	300	12"	150	6"	100	4"	2	200959
CRFE-300 200X100X2	300	12"	200	8"	100	4"	2	200960
CRFE-300 300X100X2	300	12"	300	12"	100	4"	2	200961
CRFE-300 400X100X2	300	12"	400	16"	100	4"	2	200962
CRFE-300 500X100X2	300	12"	500	20"	100	4"	2	200963
CRFE-300 600X100X2	300	12"	600	24"	100	4"	2	200964



CRFE H75/100/120



4/100 x B2 (206792 - ZC) (8/100 x B2 150)



### TCPFE-300

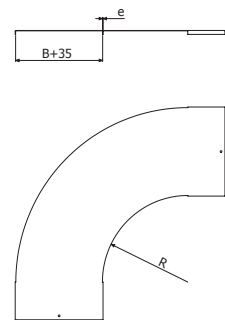


TCPFE-300 100x1,5  
 TCPFE-300 150x1,5  
 TCPFE-300 200x1,5  
 TCPFE-300 300x1,5  
 TCPFE-300 400x1,5  
 TCPFE-300 500x1,5  
 TCPFE-300 600x1,5


R		B		e	ZC
mm	inch	mm	imc	mm	REF
300	12"	100	4"	1,5	217213
300	12"	150	6"	1,5	217214
300	12"	200	8"	1,5	217215
300	12"	300	12"	1,5	217216
300	12"	400	16"	1,5	217217
300	12"	500	20"	1,5	217218
300	12"	600	24"	1,5	217219

4 x PTFE (207054 - i304)

**PRODOTTO DISPONIBILE SU RICHIESTA**



### TCCFE-300

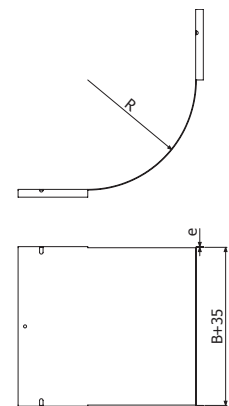


TCCFE-300 100x1,5  
 TCCFE-300 150x1,5  
 TCCFE-300 200x1,5  
 TCCFE-300 300x1,5  
 TCCFE-300 400x1,5  
 TCCFE-300 500x1,5  
 TCCFE-300 600x1,5


R		B		e	ZC
mm	inch	mm	imc	mm	REF
300	12"	100	4"	1,5	217220
300	12"	150	6"	1,5	217221
300	12"	200	8"	1,5	217222
300	12"	300	12"	1,5	217223
300	12"	400	16"	1,5	217224
300	12"	500	20"	1,5	217225
300	12"	600	24"	1,5	217226

4/100 x B1 (206826-ZC)

**PRODOTTO DISPONIBILE SU RICHIESTA**



### TCXFE-300

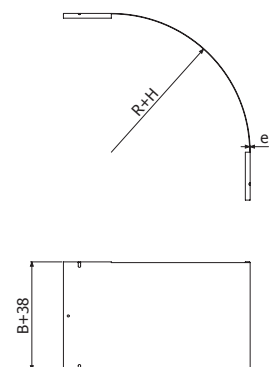


TCXFE-300 100X75x1,5  
 TCXFE-300 150X75x1,5  
 TCXFE-300 200X75x1,5  
 TCXFE-300 300X75x1,5  
 TCXFE-300 400X75x1,5  
 TCXFE-300 500X75x1,5  
 TCXFE-300 600X75x1,5  
 TCXFE-300 100X100x1,5  
 TCXFE-300 150X100x1,5  
 TCXFE-300 200X100x1,5  
 TCXFE-300 300X100x1,5  
 TCXFE-300 400X100x1,5  
 TCXFE-300 500X100x1,5  
 TCXFE-300 600X100x1,5

R		B		H		e	ZC
mm	inch	mm	imc	mm	inch	mm	REF
300	12"	100	4"	75	3"	1,5	217227
300	12"	150	6"	75	3"	1,5	217228
300	12"	200	8"	75	3"	1,5	217229
300	12"	300	12"	75	3"	1,5	217230
300	12"	400	16"	75	3"	1,5	217231
300	12"	500	20"	75	3"	1,5	217232
300	12"	600	24"	75	3"	1,5	217233
300	12"	100	4"	100	4"	1,5	217234
300	12"	150	6"	100	4"	1,5	217235
300	12"	200	8"	100	4"	1,5	217236
300	12"	300	12"	100	4"	1,5	217237
300	12"	400	16"	100	4"	1,5	217238
300	12"	500	20"	100	4"	1,5	217239
300	12"	600	24"	100	4"	1,5	217240

4/100 x B1 (206826-ZC)

**PRODOTTO DISPONIBILE SU RICHIESTA**



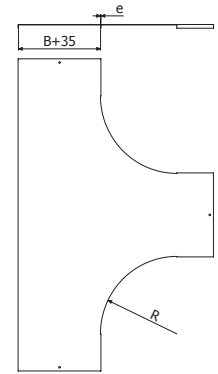
**TTEFE-300**



	R		B		e	ZC
	mm	inch	mm	imc	mm	REF
TTEFE-300 100x1,5	300	12"	100	4"	1,5	217253
TTEFE-300 150x1,5	300	12"	150	6"	1,5	217254
TTEFE-300 200x1,5	300	12"	200	8"	1,5	217255
TTEFE-300 300x1,5	300	12"	300	12"	1,5	217256
TTEFE-300 400x1,5	300	12"	400	16"	1,5	217257
TTEFE-300 500x1,5	300	12"	500	20"	1,5	217258
TTEFE-300 600x1,5	300	12"	600	24"	1,5	217259

4 x PTFE (207054 - i304)

**PRODOTTO DISPONIBILE SU RICHIESTA**



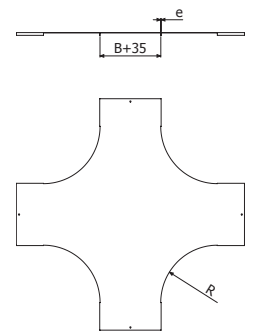
**TCRFE-300**



	R		B		e	ZC
	mm	inch	mm	imc	mm	REF
TCRFE-300 100x1,5	300	12"	100	4"	1,5	217260
TCRFE-300 150x1,5	300	12"	150	6"	1,5	217261
TCRFE-300 200x1,5	300	12"	200	8"	1,5	217262
TCRFE-300 300x1,5	300	12"	300	12"	1,5	217263
TCRFE-300 400x1,5	300	12"	400	16"	1,5	217264
TCRFE-300 500x1,5	300	12"	500	20"	1,5	217265
TCRFE-300 600x1,5	300	12"	600	24"	1,5	217266

4 x PTFE (207054 - i304)

**PRODOTTO DISPONIBILE SU RICHIESTA**



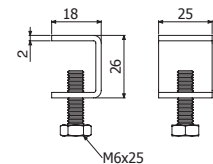
**PTFE**



PTFE	Pap	e	i304	i316
	N-m	mm	REF	REF
	6	2	207054	218568



10   
4 x PTFE => 1 x TFE/TFEL

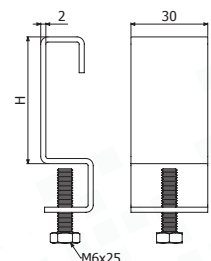


**PTFE-E60**



PTFE-E60	Pap	H		i304	i316
	N-m	mm	inch	REF	REF
	6	60	2 3/8"	209787	218570

10   
 PTFE-E60 + PTFE (207054-i304 / 218568-i304)  
 4 x PTFE-E60 --> 1 x TFE

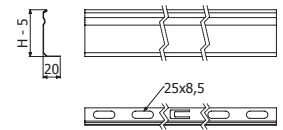


**PS**



L = 3 m (10 ft)

	H		ZC
	mm	inch	REF
PS 35	35	1 3/8"	203479
PS 60	60	2 3/8"	203480
PS 80	80	3 1/8"	203481
PS 100	100	4"	203482



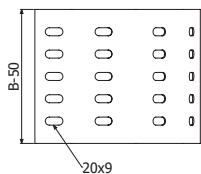
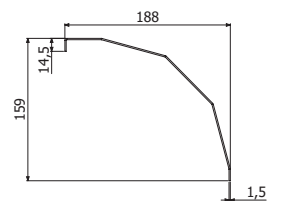
FE H60-100: 3 x (ISO7380-2 M8x30 (100u-Pack: 225581-i304) + DIN9021 M8 (217543-i304) + DIN934 M8 (217603-i304)  
 FE H120-H150 & F2E: 3 x (ISO7380-2 M8x30 (100u-Pack: 225581-i304) + DIN9021 M10 (218715-i304) + DIN 934 M8 (217603-i304)

PS 35 FE H60, PS 60 FE H75, PS 80 FE H100, PS 100 FE H120/H150.

**BJCFE**



	B		e	ZC
	mm	inch	mm	REF
BJCFE 100x1,5	100	4"	1,5	210021
BJCFE 150x1,5	150	6"	1,5	210022
BJCFE 200x1,5	200	8"	1,5	210023
BJCFE 300x1,5	300	12"	1,5	210024
BJCFE 400x1,5	400	16"	1,5	210025
BJCFE 500x1,5	500	20"	1,5	210026
BJCFE 600x1,5	600	24"	1,5	210027



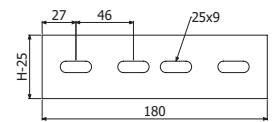
2/100 x B2 (206792 - ZC)

**JUFE**

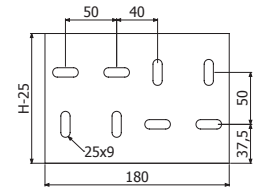


	H		e	ZC	REF
	mm	inch		mm	
JUFE 60/75	75	3"	2	200854	
JUFE 100	100	4"	2	200856	
JUFE 120	120	4 3/4"	2	206940	
JUFE 150	150	6"	2	206941	

4/100 x B2 (206792 - ZC) / 8/100 x B2 150



JUFE 75/100/120



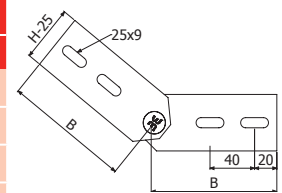
JUFE 150

**JUFE-A**

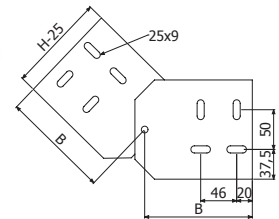


	H		e	ZC	REF
	mm	inch		mm	
JUFE-A 60/75	75	3"	2	200857	
JUFE-A 100	100	4"	2	200859	
JUFE-A 120	120	4 3/4"	2	206942	
JUFE-A 150	150	6"	2	206943	

4/100 x B2 (206792 - ZC) / 8/100 x B2 150




JUFE-A 75/100/120




JUFE-A 150



**JUFE-B**



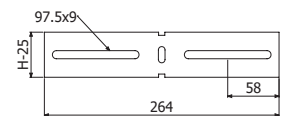
JUFE-B 75-120



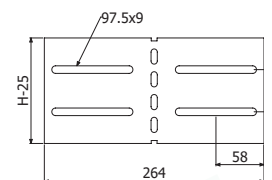
JUFE-B 150

	H		e	ZC	REF
	mm	inch		mm	
JUFE-B 60/75	75	3"	2	200860	
JUFE-B 100	100	4"	2	200862	
JUFE-B 120	120	4 3/4"	2	206944	
JUFE-B 150	150	6"	2	206945	

4/100 x B2 (206792 - ZC) / 8/100 x B2 150




JUFE-B 75/100/120



JUFE-B 150

**REFE**

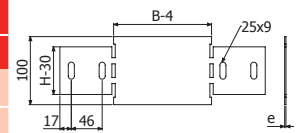


REFE H75/100/120

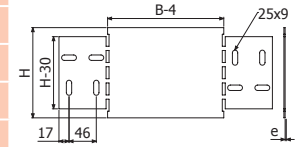


REFE H150

	B		H		e	ZC
	mm	inch	mm	inch		REF
REFE 50x75x2	50	2"	75	3"	2	206803
REFE 100x75x2	100	4"	75	3"	2	206804
REFE 150x75x2	150	6"	75	3"	2	206805
REFE 200x75x2	200	8"	75	3"	2	206806
REFE 50x100x2	50	2"	100	4"	2	206807
REFE 100x100x2	100	4"	100	4"	2	206808
REFE 150x100x2	150	6"	100	4"	2	206809
REFE 200x100x2	200	8"	100	4"	2	206810
REFE 50x120x2	50	2"	120	4 3/4"	2	206954
REFE 100x120x2	100	4"	120	4 3/4"	2	206955
REFE 150x120x2	150	6"	120	4 3/4"	2	206956
REFE 200x120x2	200	8"	120	4 3/4"	2	206957
REFE 50x150x2	50	2"	150	6"	2	206958
REFE 100x150x2	100	4"	150	6"	2	206959
REFE 150x150x2	150	6"	150	6"	2	206960
REFE 200x150x2	200	8"	150	6"	2	206961



REFE H75/100/120



REFE H150

4/100 x B2 (206792 - ZC) / 8/100 x B2 150

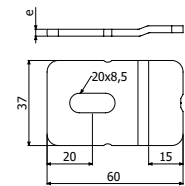
**BFE**



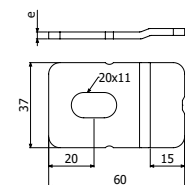
	e	ZC	e	i304	i316
	mm	REF	mm	REF	REF
BFE 6/8	3	200863	1,5	203293	-
BFE 10	3	200864	1,5	218531	218532

BFE 6/8 --> SHL/SHR --> BFE 6/8 + B2 (206792 - ZC)


SP4/SP4D --> BFE 10 + DIN933 10X30 (217547- i304) + TM41 M10 (217584 - ZC) + DIN125 M10 (217542-i304)



BFE 6/8

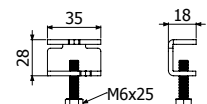


**BEV**



	ZC	i304	i316
	REF	REF	REF
BEV	211805	214473	218574

10



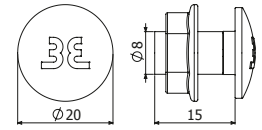
**B2**



B2 Pack 100u



Pap	ZC	i304
N-m	REF	REF
15	206792	205392



**B1**

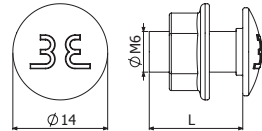


B1 Pack 100u

B1 Pack 100u




L	Pap	ZC	i304
mm	N-m	REF	REF
14	6	206826	-
20	6	-	204925






# BasorPLAST



ES2376  
AENOR

NF004  
1164

E479833  
UL568



RoHS  
OK



IEC 61537  
EN 50085  
UNE 201010  
UL94



UNE 60695

60°C -20°C



IEC 61537

60°C -10°C



EN 50085



OK



Mod.  
60x100 & 60x150 10J  
IEC 61537  
EN 50085



IEC 60529



IEC 60529



IEC 50102



IEC 50102



ISO/TR 10358  
DIN 8061

H60					
B	Area Riemp.	Riempimento		Riempimento	
		Massimo* 40°C	Massimo* 60°C	Massimo* 40°C	Massimo* 60°C
mm	cm <sup>2</sup>	1m	1,5m	1m	1,5m
100	52	100%	100%	100%	84%
150	80	100%	100%	100%	65%
200	101	100%	100%	100%	69%
300	152	100%	100%	100%	60%

H100					
B	Area Riemp.	Riempimento		Riempimento	
		Massimo* 40°C	Massimo* 60°C	Massimo* 40°C	Massimo* 60°C
mm	cm <sup>2</sup>	1m	1,5m	1m	1,5m
200	175	100%	100%	100%	84%
300	263	100%	100%	100%	63%
400	354	100%	100%	100%	59%
600	539	100%	98%	87%	46%

\*Maximum filling depending on support span (m) considering a cable load of 0,23 kg/(m·cm<sup>2</sup>)

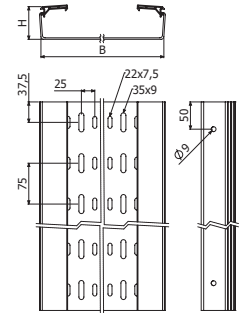
**BPE H60**



L = 3 m (10 ft)

	H		B		UVM1 7035
	mm	inch	mm	inch	REF
BPE 60X100	60	2 3/8"	100	4"	210070
BPE 60X150	60	2 3/8"	150	6"	210071
BPE 60X200	60	2 3/8"	200	8"	210072
BPE 60X300	60	2 3/8"	300	12"	210073

2 x JUBPE 60 (210084)



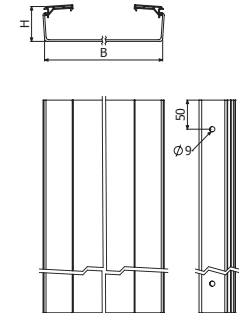
**BPE-C H60**



L = 3 m (10 ft)

	H		B		UVM1 7035
	mm	inch	mm	inch	REF
BPE-C 60X100	60	2 3/8"	100	4"	210062
BPE-C 60X150	60	2 3/8"	150	6"	210063
BPE-C 60X200	60	2 3/8"	200	8"	210064
BPE-C 60X300	60	2 3/8"	300	12"	210065

2 x JUBPE 60 (210084)



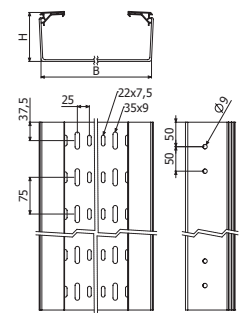
**BPE H100**



L = 3 m (10 ft)

	H		B		UVM1 7035
	mm	inch	mm	inch	REF
BPE 100X200	100	4"	200	8"	210074
BPE 100X300	100	4"	300	12"	210075
BPE 100X400	100	4"	400	16"	210076
BPE 100X600	100	4"	600	24"	210077

2 x JUBPE 100 (210085)



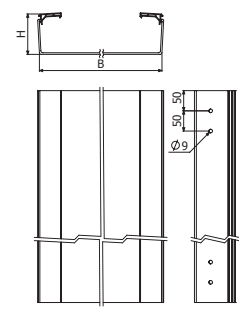
**BPE-C H100**



L = 3 m (10 ft)

	H		B		UVM1 7035
	mm	inch	mm	inch	REF
BPE-C 100X200	100	4"	200	8"	210066
BPE-C 100X300	100	4"	300	12"	210067
BPE-C 100X400	100	4"	400	16"	210068
BPE-C 100X600	100	4"	600	24"	210069

2 x JUBPE 100 (210085)

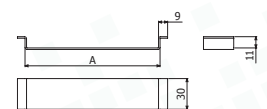



**BIK10-BPE**



	e	Mod.	i304	i316
	mm	H x B	REF	REF
BIK10-BPE 60X100	1,5	60x100	217340	217347
BIK10-BPE 60X150	1,5	60x150	217341	217348
BIK10-BPE 60/100x200	1,5	60X200 & 100X200	217342	217349
BIK10-BPE 60/100X300	1,5	60X300 & 100X300	217343	217350
BIK10-BPE 100X400	2	100X400	217345	217352
BIK10-BPE 100X600	2	100X600	217346	217353

3 x BIK10-BPE => 1 x TBPE





RoHS OK



IEC 61537 EN 50085 UNE 201010 UL94



UNE 60695

60°C -20°C



IEC 61537

60°C -10°C



EN 50085



Mod. 60x100 & 60x150 101 IEC 61537 EN 50085



IEC 60529



IEC 60529



IEC 50102



IEC 50102



ISO/TR 10358 DIN 8061



TBPE



CPBPE-R150



CPBPE



TCPBPE



CCBPE




TCCBPE



CXBPE



TCXBPE



PDBPE



TFBPE



PSBPE



JUBPE



JUBPE-A



JUBPE-B



JUBPE-C



BIK10-BPE



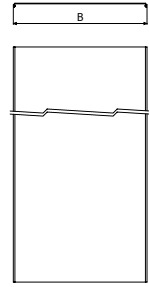
CTBP

**TBPE**



L = 3 m (10 ft)

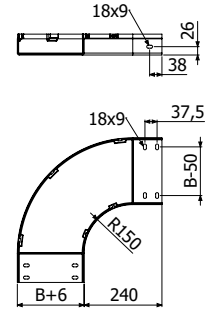

	B		UVM1 7035
	mm	inch	REF
TBPE 100	100	4"	210078
TBPE 150	150	6"	210079
TBPE 200	200	8"	210080
TBPE 300	300	12"	210081
TBPE 400	400	16"	210082
TBPE 600	600	24"	210083



**CPBPE-R150**



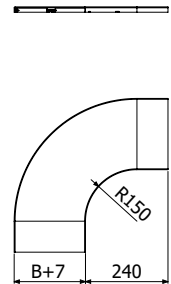
	H		B		C		R		UVM1 7035
	mm	inch	mm	inch	mm	inch	mm	inch	REF
CPBPE-R150 60X100	60	2 3/8"	100	4"	220	8 4/5"	80	3 1/8"	226806
CPBPE-R150 60X150	60	2 3/8"	150	6"	220	8 4/5"	80	3 1/8"	226807
CPBPE-R150 60X200	60	2 3/8"	200	8"	220	8 4/5"	80	3 1/8"	226808
CPBPE-R150 60X300	60	2 3/8"	300	12"	220	8 4/5"	80	3 1/8"	226809



**TCPBPE-R150**



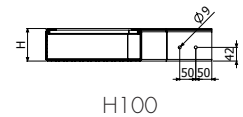
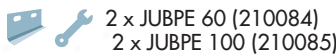
	B		C		UVM1 7035
	mm	inch	mm	inch	REF
TCPBPE-R150 100	100	4"	220	8 5/8"	226810
TCPBPE-R150 150	150	6"	220	8 5/8"	226811
TCPBPE-R150 200	200	8"	220	8 5/8"	226812
TCPBPE-R150 300	300	12"	220	8 5/8"	226813



**CPBPE**



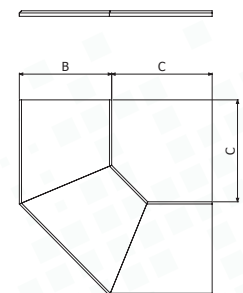
	H		B		C		R		UVM1 7035
	mm	inch	mm	inch	mm	inch	mm	inch	REF
CPBPE 100X200	100	4"	200	8"	220	8 4/5"	80	3 1/8"	210093
CPBPE 100X300	100	4"	300	12"	220	8 4/5"	80	3 1/8"	210094
CPBPE 100X400	100	4"	400	16"	220	8 4/5"	80	3 1/8"	210095
CPBPE 100X600	100	4"	600	24"	240	9 1/2"	100	4"	210096



**TCPBPE**



	B		C		UVM1 7035
	mm	inch	mm	inch	REF
TCPBPE 200	200	8"	220	8 5/8"	210099
TCPBPE 300	300	12"	220	8 5/8"	210100
TCPBPE 400	400	16"	220	8 5/8"	210101
TCPBPE 600	600	24"	240	9 1/2"	210102

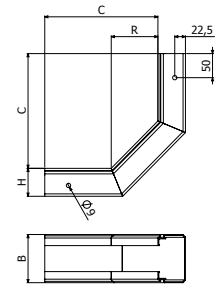


**CCBPE**

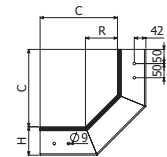


	H		B		C		R		UVM1 7035	
	mm	inch	mm	inch	mm	inch	mm	inch	REF	
CCBPE 60X100	60	2 3/8"	100	4"	240	9 1/2"	100	4"	210103	
CCBPE 60X150	60	2 3/8"	150	6"	240	9 1/2"	100	4"	210104	
CCBPE 60X200	60	2 3/8"	200	8"	240	9 1/2"	100	4"	210105	
CCBPE 60X300	60	2 3/8"	300	12"	240	9 1/2"	100	4"	210106	
CCBPE 100X200	100	4"	200	8"	275	10 5/6"	115	4 5/8"	210107	
CCBPE 100X300	100	4"	300	12"	275	10 5/6"	115	4 5/8"	210108	
CCBPE 100X400	100	4"	400	16"	275	10 5/6"	115	4 5/8"	210109	
CCBPE 100X600	100	4"	600	24"	275	10 5/6"	115	4 5/8"	210110	

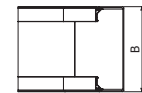
2 x JUBPE 60 (210084)  
2 x JUBPE 100 (210085)



H60



H100

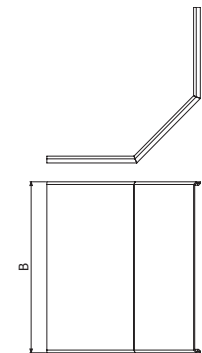


**TCCBPE**



	B		UVM1 7035	
	mm	inch	REF	
TCCBPE 60X100	100	4"	210111	
TCCBPE 60X150	150	6"	210112	
TCCBPE 60X200	200	8"	210113	
TCCBPE 60X300	300	12"	210114	
TCCBPE 100X200	200	8"	210115	
TCCBPE 100X300	300	12"	210116	
TCCBPE 100X400	400	16"	210117	
TCCBPE 100X600	600	24"	210118	

TCCBPE B100-400 TCCBPE 100X600

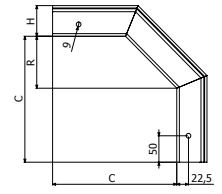


**CXBPE**

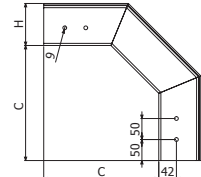
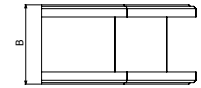


	H		B		C		R		UVM1 7035
	mm	inch	mm	inch	mm	inch	mm	inch	REF
CXBPE 60X100	60	2 3/8"	100	4"	240	9 1/2"	100	4"	210119
CXBPE 60X150	60	2 3/8"	150	6"	240	9 1/2"	100	4"	210120
CXBPE 60X200	60	2 3/8"	200	8"	240	9 1/2"	100	4"	210121
CXBPE 60X300	60	2 3/8"	300	12"	240	9 1/2"	100	4"	210122
CXBPE 100X200	100	4"	200	8"	275	10 5/6"	115	4 5/8"	210123
CXBPE 100X300	100	4"	300	12"	275	10 5/6"	115	4 5/8"	210124
CXBPE 100X400	100	4"	400	16"	275	10 5/6"	115	4 5/8"	210125
CXBPE 100X600	100	4"	600	24"	275	10 5/6"	115	4 5/8"	210126

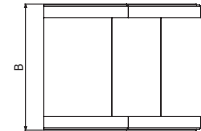
2 x JUBPE 60 (210084)  
2 x JUBPE 100 (210085)



H60



H100

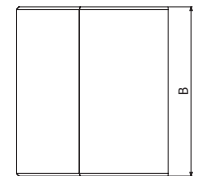
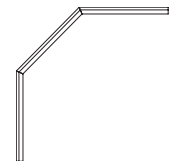


**TCXBPE**




	B		UVM1 7035
	mm	inch	REF
TCXBPE 60X100	100	4"	210127
TCXBPE 60X150	150	6"	210128
TCXBPE 60X200	200	8"	210129
TCXBPE 60X300	300	12"	210130
TCXBPE 100X200	200	8"	210131
TCXBPE 100X300	300	12"	210132
TCXBPE 100X400	400	16"	210133
TCXBPE 100X600	600	24"	210134

TCXBPE B100-400 TCXBPE 100X600



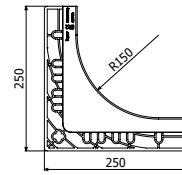
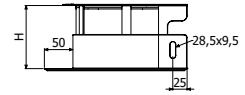
**PDBPE-R150**




PDBPE-R150

4 x CTBP (100u-Pack 210017)

H		UVM1 7035	
mm	inch	REF	
60/100	2 3/8" - 4"	227903	



1PDBPE-R150 = H60 / H100



**TFBPE**



TFBPE 60X100

TFBPE 60X150

TFBPE 60X200

TFBPE 60X300

TFBPE 100X200

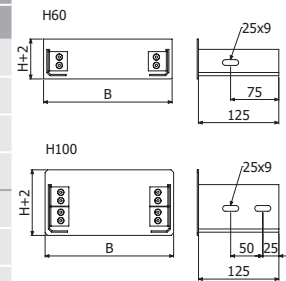
TFBPE 100X300

TFBPE 100X400

TFBPE 100X600

H		B		UVM1 7035	
mm	inch	mm	inch	REF	
60	2 3/8"	100	4"	223023	
60	2 3/8"	150	6"	223024	
60	2 3/8"	200	8"	223025	
60	2 3/8"	300	12"	223026	
100	4"	200	8"	223027	
100	4"	300	12"	223028	
100	4"	400	16"	223029	
100	4"	600	24"	223030	

2/100 x CTBP (210017)



**PSBPE**



L = 3 m (10 ft)

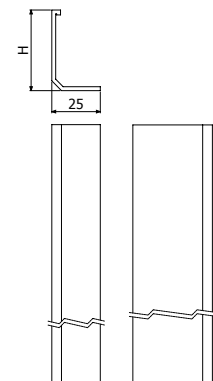


PSBPE 60

PSBPE 100

H		UVM1 7035	
mm	inch	REF	
41	1 5/8"	210144	
74	2 7/8"	210145	

4/100 x CTBP (210017)



**JUBPE-AB**

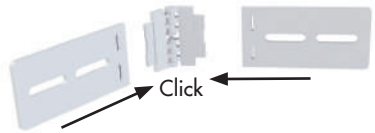

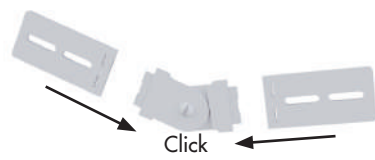

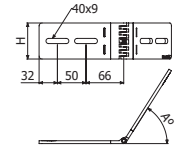
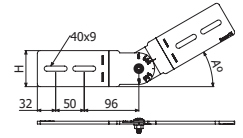


JUBPE-AB 60

JUBPE-AB 100

 4/100 x CTBP (210017)


H		UVM1 7035
mm	inch	REF
60	2 3/8"	223613
100	4"	223614

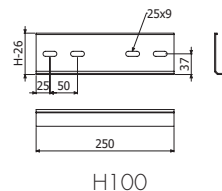
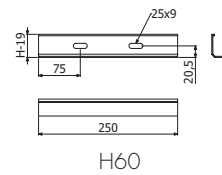


**JUBPE**



	H		UVM1 7035
	mm	inch	REF
JUBPE 60	60	2 3/8"	210084
JUBPE 100	100	4"	210085

 JUBPE 60 2/100 x CTBP (210017)  
JUBPE 100 4/100 x CTBP (210017)

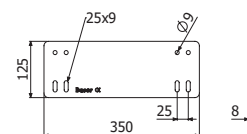


**JUBPE-C**



	UVM1 7035
	REF
JUBPE-C 400-600	218797

 4/100 x CTBP (210017)

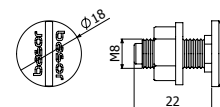



**CTBP**



	Pap	UVM1 7035
	N-m	REF
CTBP-100	4	210017

 13







RAL 7035

RoHS  
OK

NO + M1 VO

IEC 61537  
EN 50085  
UNE 201010  
UL94

60°C -20°C

IEC 61537

OK

PVC UVM1 7035



ISO/TR 10358  
DIN 8061



SHG


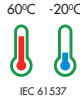


PSHG + SHG



SVG





**SWL kg (lb)**

SHG



		B mm (inch)					
		100 (4")	150 (6")	200 (8")	300 (12")	400 (16")	600 (24")
T°	40°C	166 (366)	105 (231)	125 (276)	291 (642)	207 (456)	148 (326)
T°	60°C	113 (249)	95 (209)	120 (264)	178 (392)	160 (353)	113 (249)

PSHG



		B mm (inch)					
		100 (4")	150 (6")	200 (8")	300 (12")	400 (16")	600 (24")
T°	40°C	166 (366)	105 (231)	125 (276)	291 (642)	207 (456)	148 (326)
T°	60°C	113 (249)	95 (209)	120 (264)	178 (392)	160 (353)	113 (249)

SVG

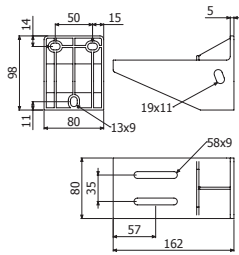


		B mm (inch)					
		100 (4")	150 (6")	200 (8")	300 (12")	400 (16")	600 (24")
T°	40°C	312 (686)	262 (576)	213 (468)	171 (376)	162 (356)	77 (169)
T°	60°C	150 (330)	130 (286)	110 (242)	90 (198)	80 (176)	40 (88)

**SHG**

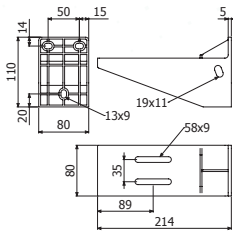


	B		40°	60°	UVM1 7035
	mm	inch	SWL (kg)	SWL (kg)	
SHG 100	100	4"	166	113	210011
SHG 150	150	6"	105	95	210012
SHG 200	200	8"	125	120	210013
SHG 300	300	12"	291	178	210014
SHG 400	400	16"	207	160	210015
SHG 600	600	24"	148	113	210016

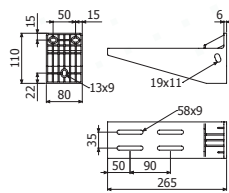


SHG100

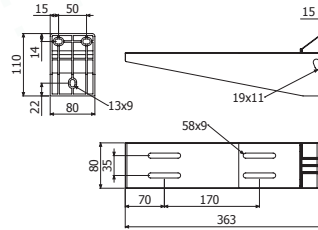
BPE ---> SHG: 2/100 x CTBP (210017)



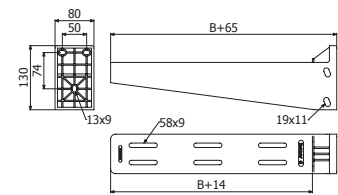
SHG150



SHG200



SHG300

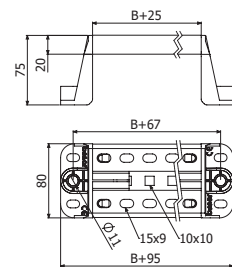


SHG 400/600

**SVG**



	B		40°	60°	UVM1 7035
	mm	inch	SWL (kg)	SWL (kg)	
SVG 100	100	4"	312	150	210050
SVG 150	150	6"	262	130	210051
SVG 200	200	8"	213	110	210052
SVG 300	300	12"	171	90	210053
SVG 400	400	16"	162	80	210054
SVG 600	600	24"	77	40	210055



BPE ---> SVG: 2/100 x CTBP (210017)

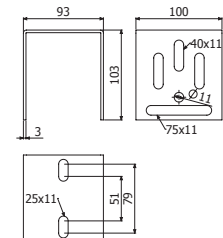


**KSHGR**



KSHGR	PGP 7035	
	REF	
	REF	217282

- PSHGR ---> KSHGR 4/100 x B2 (205392-i304)
- SHG 100~300 ---> KSHGR 1 x CT2 M10x100 (50-Pack: 225594-i304)
- SHG 400~600 ---> KSHGR 2 xCT2 M10x100 (50-Pack: 225594-i304)



**PSHG**



PSHG 2M

PGP 7035

REF

217281

SHG 100~300 ---> PSHG

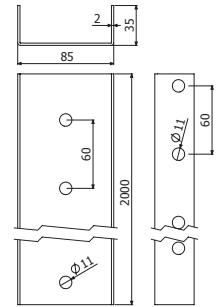


1 x CT2 M10x100 (50-Pack: 225594-i304)

SHG 400~600 ---> PSHG



2 x CT2 M10x100 (50-Pack: 225594-i304)



**PSHGR**



PSHGR 600

PGP 7035

REF

217283

TFSSHGR PVC

212112

PSHGR ---> KSHGR



4/100 x B2 (205392-i304)

SHG 100~300 ---> PSHGR

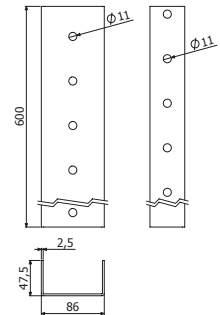


1 x CT2 M10x100 (50-Pack: 225594-i304)

SHG 400~600 ---> PSHGR



2 x CT2 M10x100 (50-Pack: 225594-i304)



PSHGR



TFSSHGR



SHGR+TFSSHGR

**CT2**



CT2-50 Pack M10X100



Pap

i304

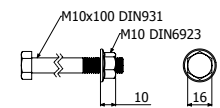
N·m

REF

50u

35

225594



**B2**



B2 Pack 100u

Pap

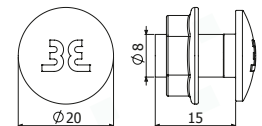
i304

N·m

REF



15

205392





RAL 7038



RoHS  
OK



MODEL	H60				
	Area Riemp. cm <sup>2</sup>	Riempimento Massimo* 60°C		Riempimento Massimo* 90°C	
		1,5m	2m	1,5m	2m
60x100	52	100%	100%	100%	73%
60x200	101	100%	100%	100%	70%
60x300	153	100%	100%	100%	70%

**BPE H60**



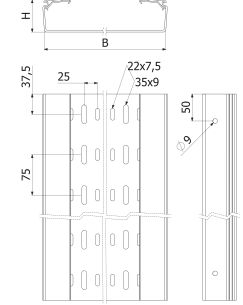
L = 3 m (10 ft)

- BPE 60X100
- BPE 60X200
- BPE 60X300



2 x JUBPE 60 (225622)

H		B		LH 7038
mm	inch	mm	inch	REF
60	2 3/8"	100	4"	225600
60	2 3/8"	200	8"	225602
60	2 3/8"	300	12"	225603



**BPE H100**



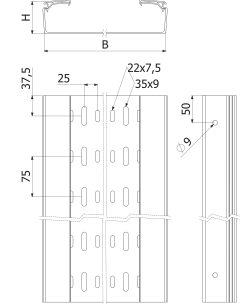
L = 3 m (10 ft)

- BPE 100X400
- BPE 100X600



2 x JUBPE 100 (225623)

H		B		LH 7038
mm	inch	mm	inch	REF
100	4"	400	16"	225606
100	4"	600	24"	225607



**BPE-C H60**



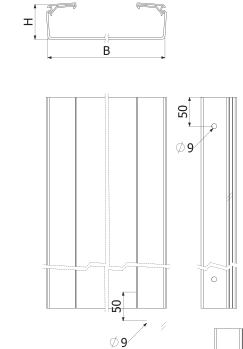
L = 3 m (10 ft)

- BPE-C 60X100
- BPE-C 60X200
- BPE-C 60X300



2 x JUBPE 60 (225622)

H		B		LH 7038
mm	inch	mm	inch	REF
60	2 3/8"	100	4"	225608
60	2 3/8"	200	8"	225610
60	2 3/8"	300	12"	225611



**BPE-C H100**



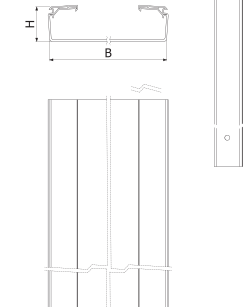
L = 3 m (10 ft)

- BPE-C 100X400
- BPE-C 100X600




2 x JUBPE 100 (225623)

H		B		LH 7038
mm	inch	mm	inch	REF
100	4"	400	16"	225614
100	4"	600	24"	225615



**TBPE**

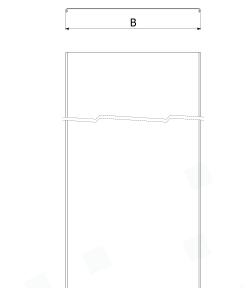


L = 3 m (10 ft)

- TBPE 100 LH
- TBPE 200 LH
- TBPE 300 LH
- TBPE 400 LH
- TBPE 500 LH



B		LH 7038
mm	inch	REF
100	4"	225616
200	8"	225618
300	12"	225619
400	16"	225620
500	20"	225621



**BIK10-BPE**

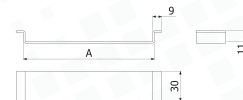


- BIK10-BPE 60X100
- BIK10-BPE 60X200
- BIK10-BPE 60X300
- BIK10-BPE 100X400
- BIK10-BPE 100X600



3 x BIK10-BPE => 1 x TBPE

e	Mod.	i304
mm	H x B	REF
1,5	60x100	217340
1,5	60x200	217342
1,5	60x300	217343
2	100X400	217345
2	100X600	217346

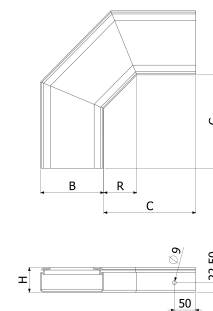


**CPBPE**



	H		B		C		R		LH 7038
	mm	inch	mm	inch	mm	inch	mm	inch	REF
CPBPE 60X100	60	2 3/8"	100	4"	220	8 4/5"	80	3 1/8"	225625
CPBPE 60X200	60	2 3/8"	200	8"	220	8 4/5"	80	3 1/8"	225627
CPBPE 60X300	60	2 3/8"	300	12"	220	8 4/5"	80	3 1/8"	225628
CPBPE 100X400	100	4"	400	16"	220	8 4/5"	80	3 1/8"	225645
CPBPE 100X600	100	4"	600	24"	220	8 4/5"	80	3 1/8"	225646

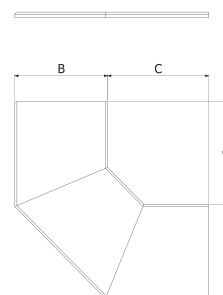
2 x JUBPE 60 (225622) / 2 x JUBPE 100 (225623)



**TCPBPE**



	B		C		LH 7038
	mm	inch	mm	inch	REF
TCPBPE 100	100	4"	220	8 5/8"	225633
TCPBPE 200	200	8"	220	8 5/8"	225635
TCPBPE 300	300	12"	220	8 5/8"	225636
TCPBPE 400	400	16"	220	8 5/8"	225653
TCPBPE 600	600	24"	220	8 5/8"	225654

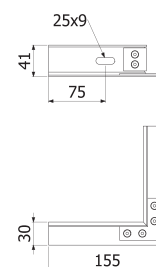


**PDBPE**



	LH 7038
	REF
PDBPE 60	225674
PDBPE 100	225675

H60 -> 2 x CTBP (100u-Pack 225624 LH7038)  
H100 -> 4 x CTBP (100u-Pack 225624 LH7038)

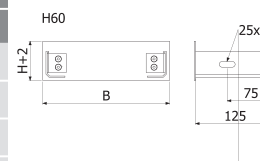


**TFBPE**




	H		B		LH 7038
	mm	inch	mm	inch	REF
TFBPE 60X100	60	2 3/8"	100	4"	225676
TFBPE 60X200	60	2 3/8"	200	8"	225678
TFBPE 60X300	60	2 3/8"	300	12"	225679
TFBPE 100X400	100	4"	400	16"	225682
TFBPE 100X600	100	4"	600	24"	225683

H60 -> 2 x CTBP (100u-Pack 225624 LH7038)  
H100 -> 4 x CTBP (100u-Pack 225624 LH7038)



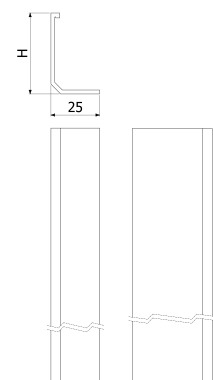
**PSBPE**



L = 3 m (10 ft)

	H		LH 7038
	mm	inch	REF
PSBPE 60	41	1 5/8"	225671
PSBPE 100	80	3"	225672

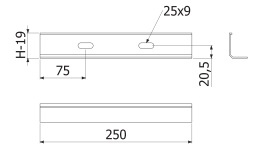
4 x CTBP (100u-Pack 225624 LH7038)



**JUBPE**



	H		LH 7038
	mm	inch	REF
JUBPE 60	60	2 3/8"	225622
JUBPE 100	80	3"	225623

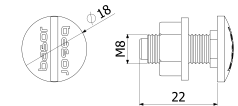


- JUBPE 60 -> 2 x CTBP (100u-Pack 225624 LH7038)
- JUBPE 100 -> 4 x CTBP (100u-Pack 225624 LH7038)

**CTBP**



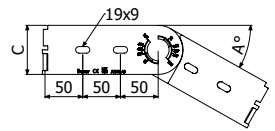
	Pap	LH 7038	
		REF	
CTBP-100 Pack	100u	4	225624



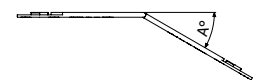
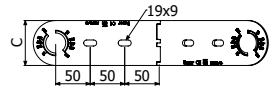

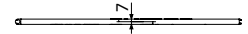
**JUBPE-AB2**



	H		LH 7038
	mm	inch	REF
JUBPE-AB2 H60	60	2 3/8"	225684
JUBPE-AB2 H100	100	4"	225685



- H60 -> 4 x CTBP (100u-Pack 225624 LH7038)
- H100 -> 8 x CTBP (100u-Pack 225624 LH7038)

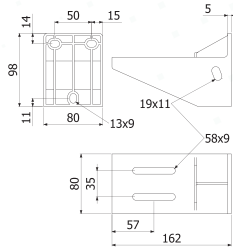


**SHG**

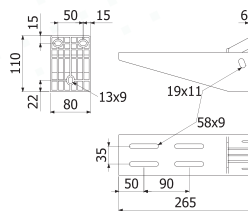


	B		40°	60°	LH 7038
	mm	inch	SWL (kg)	SWL (kg)	REF
SHG 100	100	4"	104	84	225686
SHG 200	200	8"	66	55	225688
SHG 300	300	12"	158	127	225689

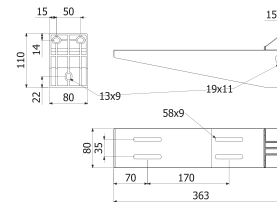
BPE ---> SHG: 2 x CTBP (100u-Pack 225624 LH7038)



SHG 100



SHG 200



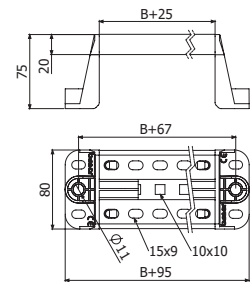
SHG 300


**SVG**



	B		40°	60°	LH 7038
	mm	inch	SWL (kg)	SWL (kg)	REF
SVG 100	100	4"	153	133	225692
SVG 200	200	8"	135	120	225694
SVG 300	300	12"	90	80	225695



BPE ---> SVG: 2 x CTBP (100u-Pack 225624 LH7038)







# BasorCANAL



1/4-TURN SCREW CLOSING


B	Area Riemp.
	H100 (4")
mm	cm <sup>2</sup>
100	85,56
200	181,56
300	277,56
400	371,32
500	467,32
600	563,32

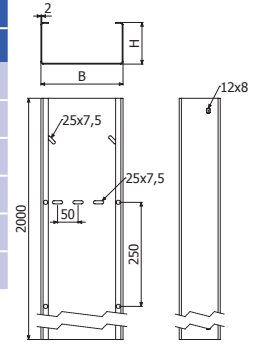





**WT ZS**



L = 2 m (6,6 ft)

	SWL		B		H		ZS
	Kg/m		Kg	mm	inch	mm	inch
WT 100X100	21	150	100	4	100	4	210146
WT 200X100	45	150	200	8	100	4	210147
WT 300X100	69	150	300	12	100	4	210148
WT 400X100	93	150	400	16	100	4	210149
WT 500X100	117	150	500	20	100	4	210150
WT 600X100	141	150	600	24	100	4	210151




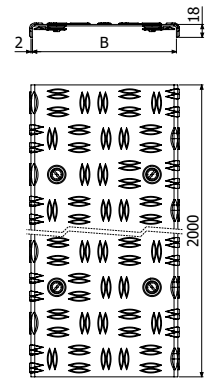
-  2 x JUWT (210177) + 4/100 x B1 (204356 - EZ)
-  2m x WT --> 3 x SV + 6/100 x B1 (204356 - EZ)
-  B ≥ 400 --> 1 x PSWT


**TWT ZS**



L = 2 m (6,6 ft)

		B		ZS
		mm	inch	REF
TWT 100	150	100	4"	224245
TWT 200	150	200	8"	224246
TWT 300	150	300	12"	224247
TWT 400	150	400	16"	224248
TWT 500	150	500	20"	224249
TWT 600	150	600	24"	224250



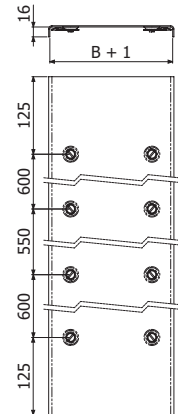
-  1 x PSWT (210180) --> TWT (400 - 600)


**TSWT ZS**



L = 2 m (6,6 ft)


	B		ZS
	mm	inch	REF
TSWT 100	100	4	210185
TSWT 200	200	8	210186
TSWT 300	300	12	210187
TSWT 400	400	16	210188
TSWT 500	500	20	210189
TSWT 600	600	24	210190



-  1 x PSWT (210180) --> TWT (400 - 600)



CPWT



TCPWT



TSCPWT



CPWT45




TCPWT45



TSCPWT45




TEWT




TTEWT



TSTEWT



CRWT



TCRWT



TSCRWT



CCWT



PSWT



REWT



TFWT



JUWT



SV



B1



DIN 7791



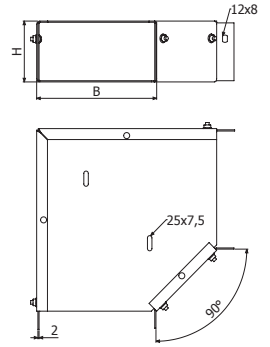
TMK

**CPWT**




Kg	B		H		ZS
	mm	inch	mm	inch	REF
150	100	4	100	4	210152
150	200	8	100	4	210153
150	300	12	100	4	210154
150	400	16	100	4	210155
150	500	20	100	4	210156
150	600	24	100	4	210157

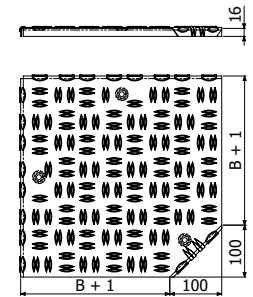
- 4/100 x B1 (204356 -EZ)
- 1 x CPWT --> 1 x SV (B)



**TCPWT ZS**



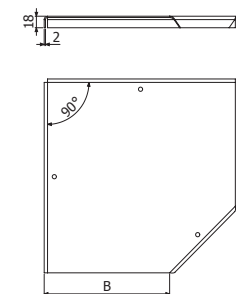
Kg	B		ZS
	mm	inch	REF
150	100	4"	224251
150	200	8"	224252
150	300	12"	224253
150	400	16"	224254
150	500	20"	224255
150	600	24"	224256



**TSCPWT**



mm	B		ZS
	mm	inch	REF
100	4	210203	
200	8	210204	
300	12	210205	
400	16	210206	
500	20	210207	
600	24	210208	

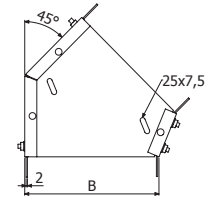
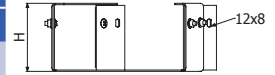


**CPWT45**



	Kg	B		H		ZS
		mm	inch	mm	inch	REF
CPWT45 100X100	150	100	4	100	4	210158
CPWT45 200X100	150	200	8	100	4	210159
CPWT45 300X100	150	300	12	100	4	210160
CPWT45 400X100	150	400	16	100	4	210161
CPWT45 500X100	150	500	20	100	4	210162
CPWT45 600X100	150	600	24	100	4	210164

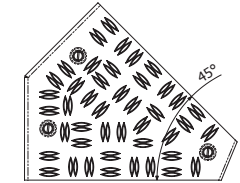
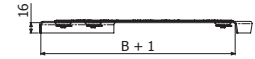
- 4/100 x B1 (204356 -EZ)
- 1 x CPWT45 --> 1 x SV (B)



**TCPWT45 ZS**



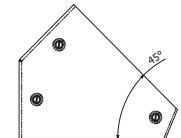
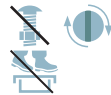
	Kg	B		ZS
		mm	inch	REF
TCPWT45 100	150	100	4"	224257
TCPWT45 200	150	200	8"	224258
TCPWT45 300	150	300	12"	224259
TCPWT45 400	150	400	16"	224260
TCPWT45 500	150	500	20"	224261
TCPWT45 600	150	600	24"	224262



**TSCPWT45**



	B		ZS
	mm	inch	REF
TSCPWT45 100	100	4	210215
TSCPWT45 200	200	8	210216
TSCPWT45 300	300	12	210217
TSCPWT45 400	400	16	210218
TSCPWT45 500	500	20	210219
TSCPWT45 600	600	24	210220

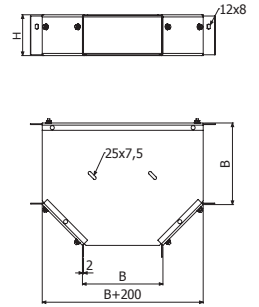


**TEWT**



	Kg	B		H		ZS
		mm	inch	mm	inch	REF
TEWT 100X100	150	100	4	100	4	210165
TEWT 200X100	150	200	8	100	4	210166
TEWT 300X100	150	300	12	100	4	210167
TEWT 400X100	150	400	16	100	4	210168
TEWT 500X100	150	500	20	100	4	210169
TEWT 600X100	150	600	24	100	4	210170

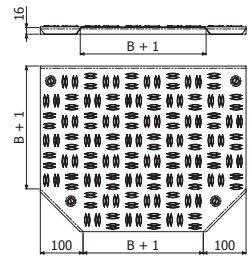
- 6/100 x B1 (204356 -EZ)
- 1 x TEWT --> 1 x SV (B)



**TTEWT ZS**



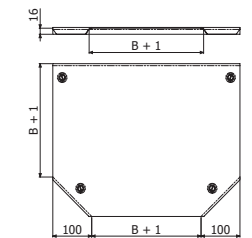
	Kg	B		ZS
		mm	inch	REF
TTEWT 100	150	100	4"	224263
TTEWT 200	150	200	8"	224264
TTEWT 300	150	300	12"	224265
TTEWT 400	150	400	16"	224266
TTEWT 500	150	500	20"	224267
TTEWT 600	150	600	24"	224268



**TSTEWT**



	B		ZS
	mm	inch	REF
TSTEWT 100	100	4	210227
TSTEWT 200	200	8	210228
TSTEWT 300	300	12	210229
TSTEWT 400	400	16	210230
TSTEWT 500	500	20	210231
TSTEWT 600	600	24	210232



**CRWT**

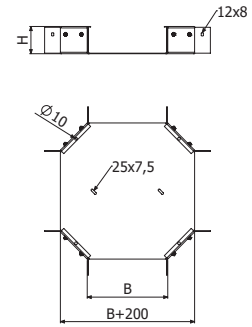


	H		B		ZS
	mm	inch	mm	inch	REF
CRWT 100X100	100	4	100	4	210292
CRWT 200X100	100	4	200	8	210293
CRWT 300X100	100	4	300	12	210294
CRWT 400X100	100	4	400	16	210295
CRWT 500X100	100	4	500	20	210296
CRWT 600X100	100	4	600	24	210297

8/100 x B1 (204356 - EZ)

1 x CRWT --> 1 x SV (B)

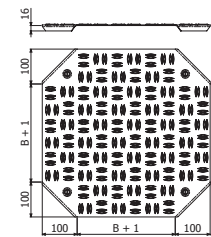
JUWT



**TCRWT ZS**



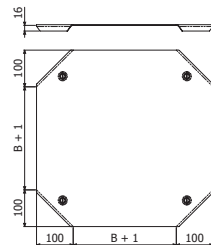
	Kg	B		ZS
		mm	inch	REF
TCRWT 100	150	100	4"	224269
TCRWT 200	150	200	8"	224270
TCRWT 300	150	300	12"	224271
TCRWT 400	150	400	16"	224272
TCRWT 500	150	500	20"	224273
TCRWT 600	150	600	24"	224274



**TSCRWT**



	B		ZS
	mm	inch	REF
TSCRWT 100	100	4"	224986
TSCRWT 200	200	8"	224987
TSCRWT 300	300	12"	224988
TSCRWT 400	400	16"	224989
TSCRWT 500	500	20"	224990
TSCRWT 600	600	24"	224991



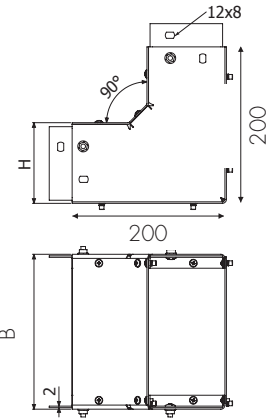
**CCWT**



	B		H		ZS
	mm	inch	mm	inch	REF
CCWT 100X100	100	4	100	4	210171
CCWT 200X100	200	8	100	4	210172
CCWT 300X100	300	12	100	4	210173
CCWT 400X100	400	16	100	4	210174
CCWT 500X100	500	20	100	4	210175
CCWT 600X100	600	24	100	4	210176

4/100 x B1 (204356 - EZ)

JUWT



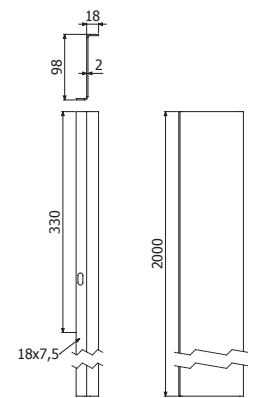
**PSWT**



L=2m (6,6ft)

	ZS
	REF
PSWT 100	210180

4/100 x B1 (204356 - EZ)

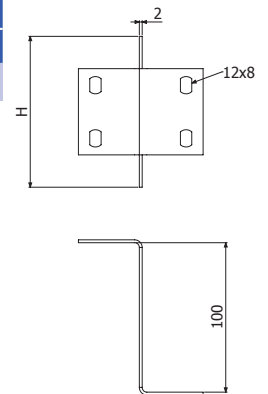


**REWT**



	H		ZS
	mm	inch	REF
REWT 100X100	107	4	210087

2/100 x B1 (204356 - EZ)

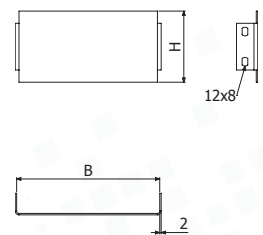


**TFWT**



	B		H		ZS
	mm	inch	mm	inch	REF
TFWT 100X100	100	4	100	4	210240
TFWT 200X100	200	8	100	4	210241
TFWT 300X100	300	12	100	4	210242
TFWT 400X100	400	16	100	4	210243
TFWT 500X100	500	20	100	4	210244
TFWT 600X100	600	24	100	4	210245

2/100 x B1 (204356 - EZ)



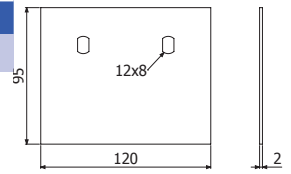
**JUWT**



JUWT 100

2/100 x B1 (204356 - EZ)

ZS
REF
210177



**SV**



SV 100/150/200/300



SV 400/500/600

SV100

SV200

SV300

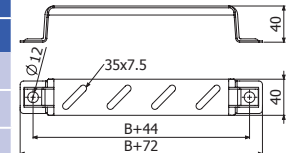
SV400

SV500

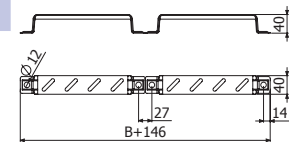
SV600

	B		e	CTA		ZS
	mm	inch		kg	lb	
						REF
	100	4"	1,5	276	609	201046
	200	8"	1,5	253	558	201048
	300	12"	1,5	207	456	201049
	400	16"	1,5	506	1116	203413
	500	20"	1,5	460	1014	203414
	600	24"	1,5	414	912	203415

2/100 x B1 (204356 - EZ)



SV 100/150/200/300



SV 400/500/600

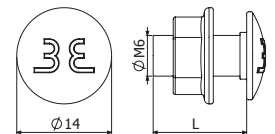
**B1**



B1 Pack 100u

10

Pap	L	EZ
		REF
N·m	mm	
6	14	204356



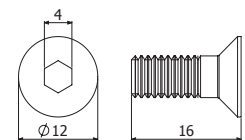
**DIN 7991**



DIN7991-100 M6X16

4

Pap	EZ	i304
	REF	REF
N·m		
8	210265	224783

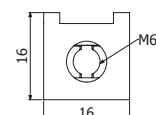



**TMK**







TMK-100 M6

HDG
REF
210266







B		Area Riemp.					
		H40 (1 1/2")		H60 (2 3/8")		H80 (3 1/8")	
mm	inch	cm <sup>2</sup>	in <sup>2</sup>	cm <sup>2</sup>	in <sup>2</sup>	cm <sup>2</sup>	in <sup>2</sup>
80	3 1/8"	30	4,65	-	-	-	-
120	4 3/4"	46	7,13	70	10,85	-	-
140	5 1/2"	-	-	-	-	110	17,05

**CTI H40**

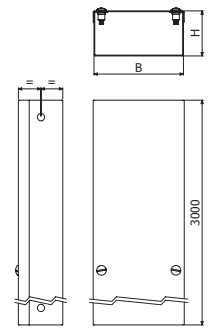


L = 3 m (10 ft)

	H		B		IK	IP	i304
	mm	inch	mm	inch			REF
CTI 40X80	40	1 1/2"	80	3 1/8"	10	65	206021
CTI 40X120	40	1 1/2"	120	4 3/4"	10	65	206762

1 x JUCTI

6/100 x DIN85 M4x10 (217550-i304)



**CT H60**

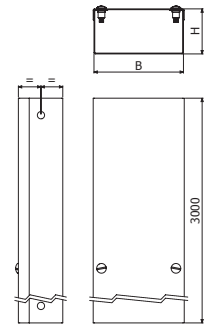


L = 3 m (10 ft)

	H		B		IK	IP	i304
	mm	inch	mm	inch			REF
CTI 60X120	60	2 3/8"	120	4 3/4"	10	65	207007

1 x JUCTI

6/100 x DIN85 M4x10 (217550-i304)



**CT H80**

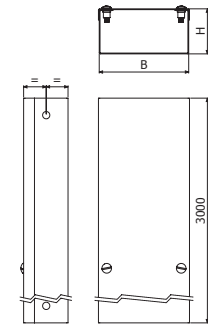


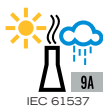

L = 3 m (10 ft)

	H		B		IK	IP	i304
	mm	inch	mm	inch			REF
CTI 80X140	80	3 1/8"	140	5 1/2"	10	65	205184

1 x JUCTI

6/100 x DIN85 M4x10 (217550-i304)





CPTI



CCCTI



CDTI



ACI



TCCTI



TFCTI



JUCTI



TIP65




DIN85



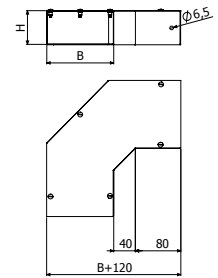
JBP

**CPTI**




	H		B		i304
	mm	inch	mm	inch	REF
CPTI 40X80	40	1 1/2"	80	3 1/8"	207008
CPTI 40X120	40	1 1/2"	120	4 3/4"	209985
CPTI 60X120	60	2 3/8"	120	4 3/4"	207009
CPTI 80X140	80	3 1/8"	140	5 1/2"	207010

  1 x JUCTI

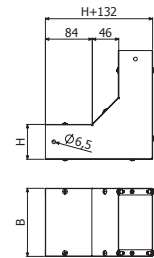


**CCCTI**




	H		B		R		i304
	mm	inch	mm	inch	mm	inch	REF
CCCTI 40X80	40	1 1/2"	80	3 1/8"	82	3 1/4"	207040
CCCTI 40X120	40	1 1/2"	120	4 3/4"	82	3 1/4"	209986
CCCTI 60X120	60	2 3/8"	120	4 3/4"	82	3 1/4"	207041
CCCTI 80X140	80	3 1/8"	140	5 1/2"	82	3 1/4"	207042



  1 x JUCTI

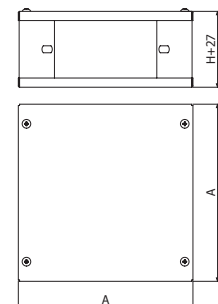


**CDTI**



	H		B		i304
	mm	inch	mm	inch	REF
CDTI 40	40	1 1/2"	203	8"	207043
CDTI 60	60	2 3/8"	203	8"	207044
CDTI 80	80	3 1/8"	283	11"	206360

 x/100 x B1 (204925) +  / 

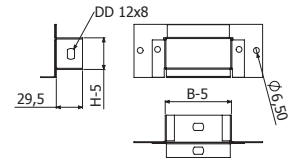


**ACI**



	CDT	H		B		i304 REF
		mm	inch	mm	inch	
ACI 40/40X80	40	40	1 1/2"	80	3 1/8"	207049
ACI 40/40X120	40	40	1 1/2"	120	4 3/4"	209987
ACI 60/40X80	60	40	1 1/2"	80	3 1/8"	208226
ACI 60/40X120	60	40	1 1/2"	120	4 3/4"	209988
ACI 60/60X120	60	60	2 3/8"	120	4 3/4"	207050
ACI 80/80X140	80	80	3 1/8"	140	5 1/2"	207051

3/100 x B1 (204925)

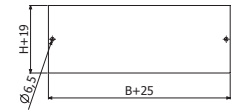


**TCI**



	H		B		i304 REF
	mm	inch	mm	inch	
TCI 40	40	1 1/2"	120	4 3/4"	207045
TCI 60	60	2 3/8"	120	4 3/4"	207046
TCI 80	80	3 1/8"	200	8"	207047

2/100 x B1 (204925)

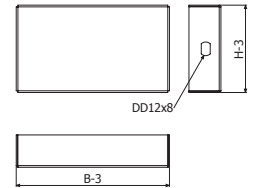


**TFI**




	H		B		i304 REF
	mm	inch	mm	inch	
TFI 40X80	40	1 1/2"	80	3 1/8"	206023
TFI 40X120	40	1 1/2"	120	4 3/4"	207077
TFI 60X120	60	2 3/8"	120	4 3/4"	207048
TFI 80X140	80	3 1/8"	140	5 1/2"	205186

2/100 x B1 (204925)

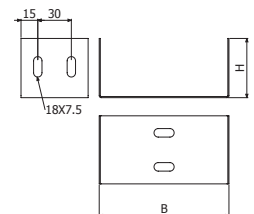


**JUCTI**



	H		B		i304 REF
	mm	inch	mm	inch	
JUCTI 40X80	40	1 1/2"	80	3 1/8"	206022
JUCTI 40X120	40	1 1/2"	120	4 3/4"	207078
JUCTI 60X120	60	2 3/8"	120	4 3/4"	207053
JUCTI 80X140	80	3 1/8"	140	5 1/2"	205185

6/100 x B1 (204925)

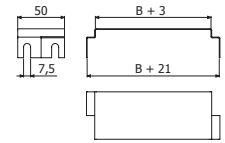


**TIP65**



	B		i304
	mm	inch	REF
TIP65 40X80	80	3 1/8"	207213
TIP65 40X120	120	4 3/4"	207216
TIP65 60X120	120	4 3/4"	207225
TIP65 80X140	140	5 1/2"	208227

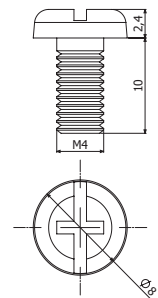
2/100 x DIN6923 M6 (217554)



**DIN85**



	Pap	i304
	N-m	REF
DIN85-100 M4X10	4	217550

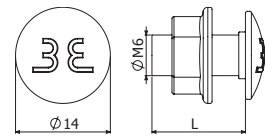


**B1**



	Pap	L	i304
	N-m	mm	REF
B1-100	6	20	204925

10



**JBP**



L = 1 m (3 ft)

	BP
	REF
JBP	200227

**IP65**

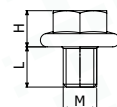
H100-150 8 x DIN6921 M5x6 (100u-Pack: 227501-EZ)

**DIN6921**



8

	M	L	A	DExt.	EZ	
					REF	
DIN6921 M5x6 Pack 100u	100	M5	6	8	11,5	227501



# 3E Basor

CABLE TRAY SPECIALIST





**SUPPORTS (IEC 61537)**

**C-SHO**

MODEL	SWL (kg)	Def (mm)
<b>C-SHO 100</b>	105	10
<b>C-SHO 150</b>	100	8
<b>C-SHO 200</b>	81	10
<b>C-SHO 300</b>	45	14
<b>C-SHO 400</b>	27	15

**C-SHO i304/i316**

MODEL	SWL (kg)	Def (mm)
<b>C-SHO 100</b>	85	10
<b>C-SHO 150</b>	69	13
<b>C-SHO 200</b>	45	15
<b>C-SHO 300</b>	35	20
<b>C-SHO 400</b>	22	25

**SCR**

MODEL	SWL (kg)	Def (mm)
<b>SCR 50</b>	104	2,5
<b>SCR 100</b>	104	3
<b>SCR 150</b>	80	4
<b>SCR 200</b>	70	4,5
<b>SCR 300</b>	85	5,5
<b>SCR 400</b>	80	8
<b>SCR 500</b>	105	8
<b>SCR 600</b>	90	8,5

**KS + SCR**

MODEL	SWL (kg)	Def (mm)
<b>KS+SCR 100</b>	260	4
<b>KS+SCR 150</b>	240	5
<b>KS+SCR 200</b>	195	6
<b>KS+SCR 300</b>	120	12
<b>KS+SCR 400</b>	74	14
<b>KS+SCR 500</b>	145	20
<b>KS+SCR 600</b>	105	28

**SCR i304/i316**

MODEL	SWL (kg)	Def (mm)
<b>SCR 50 i304/i316</b>	115	3
<b>SCR 100 i304/i316</b>	115	4,5
<b>SCR 150 i304/i316</b>	90	6
<b>SCR 200 i304/i316</b>	70	6,5
<b>SCR 300 i304/i316</b>	50	7
<b>SCR 400 i304/i316</b>	40	7,5
<b>SCR 500 i304/i316</b>	50	8
<b>SCR 600 i304/i316</b>	45	8

**KS+SCR i304/i316**

MODEL	SWL (kg)	Def (mm)
<b>KS+SCR 100 i304/i316</b>	200	5
<b>KS+SCR 150 i304/i316</b>	116	6
<b>KS+SCR 200 i304/i316</b>	84	7
<b>KS+SCR 300 i304/i316</b>	64	7,5
<b>KS+SCR 400 i304/i316</b>	61	8
<b>KS+SCR 500 i304/i316</b>	56	10
<b>KS+SCR 600 i304/i316</b>	48	12

**SRB**

MODEL	SWL (kg)	Def (mm)
<b>SRB 100</b>	80	5
<b>SRB 150</b>	80	4
<b>SRB 200</b>	70	6
<b>SRB 300</b>	85	7
<b>SRB 400</b>	75	8
<b>SRB 500</b>	95	9
<b>SRB 600</b>	70	10

**KS + SRB**

MODEL	SWL (kg)	Def (mm)
<b>KS+SRB 100</b>	180	6
<b>KS+SRB 150</b>	170	6,5
<b>KS+SRB 200</b>	135	7
<b>KS+SRB 300</b>	85	8
<b>KS+SRB 400</b>	50	9
<b>KS+SRB 500</b>	95	11,5
<b>KS+SRB 600</b>	70	14





**SUPPORTS (IEC 61537)**

**SRB-N / SRB-N + C-PC**

MODEL	SWL (kg)	Def (mm)
SRB-N 100	160	4
SRB-N 150	165	6
SRB-N 200	140	9
SRB-N 300	135	10,5
SRB-N 400	120	12
SRB-N 500	115	16
SRB-N 600	97	21

**C-SR+C-PC (PG)**

MODEL	SWL (kg)	Def (mm)
C-SR 200 + C-PC	102	1,5
C-SR 300 + C-PC	90	2,5
C-SR 400 + C-PC	185	3
C-SR 500 + C-PC	135	3
C-SR 600 + C-PC	116	4

**SHX**

MODEL	SWL (kg)	Def (mm)
SHX 100	185	4,5
SHX 150	165	5,5
SHX 200	165	7
SHX 300	190	6
SHX 400	330	7
SHX 500	260	7,5
SHX 600	240	8

**SHL**

MODEL	SWL (kg)	Def (mm)
SHL 100	205	2,5
SHL 150	165	4,5
SHL 200	165	8
SHL 300	315	12
SHL 400	340	14
SHL 500	350	16
SHL 600	305	18

**SHR**

MODEL	SWL (kg)	Def (mm)
SHR 300	395	7
SHR 400	370	9
SHR 500	360	11
SHR 600	310	15
SHR 700	280	20
SHR 800	240	23

**I8 + SHV**

MODEL	SWL (kg)	Def (mm)
SHV 100	270	12
SHV 150	270	12
SHV 200	270	12
SHV 300	230	22
SHV 400	230	22
SHV 500	200	30
SHV 600	200	30

**SP2**

MODEL	SWL (kg)	Def (mm)
SP2 100	218	6
SP2 150	168	6
SP2 200	131	8
SP2 300	93	12
SP2 400	73	14

**SP2D**

MODEL	SWL (kg)	Def (mm)
SP2D 200	325	7
SP2D 300	265	10
SP2D 400	230	13





**SUPPORTS (IEC 61537)**

**SP4 EZ/HDG**

MODEL	SWL (kg)	Def (mm)
SP4 100 EZ/HDG	557	8
SP4 150 EZ/HDG	417	9
SP4 200 EZ/HDG	334	11
SP4 300 EZ/HDG	315	11
SP4 400 EZ/HDG	245	12
SP4 500 EZ/HDG	238	13
SP4 600 EZ/HDG	201	16

**SP4 i304/i316**

MODEL	SWL (kg)	Def (mm)
SP4 100 i304/i316	525	1
SP4 150 i304/i316	444	2
SP4 200 i304/i316	342	4
SP4 300 i304/i316	292	7
SP4 400 i304/i316	250	8
SP4 500 i304/i316	291	16
SP4 600 i304/i316	213	18

**SP4 + R450 HDG**

MODEL	SWL (kg)	Def (mm)
SP4 500+R450	592	20
SP4 600+R450	501	24
SP4 700+R450	434	29
SP4 800+R450	383	33
SP4 1000+R450	310	41

**SP4D HDG**

MODEL	SWL (kg)	Def (mm)
SP4D 300 HDG	500	8
SP4D 400 HDG	500	8
SP4D 500 HDG	500	10
SP4D 600 HDG	430	13
SP4D 700 HDG	370	16
SP4D 800 HDG	329	22
SP4D 1000 HDG	260	26

**SP4D i304/i316**

MODEL	SWL (kg)	Def (mm)
SP4D 400 i304/i316	610	8
SP4D 500 i304/i316	610	10
SP4D 600 i304/i316	520	13
SP4D 700 i304/i316	450	16
SP4D 800 i304/i316	390	22
SP4D 1000 i304/i316	320	26

**SP4D + R450**

MODEL	SWL (kg)	Def (mm)
SP4D 500+R450	1123	15
SP4D 600+R450	950	17
SP4D 700+R450	823	20
SP4D 800+R450	726	23
SP4D 1000+R450	588	29
SP4D 1500+R450	275	30





**SUPPORTS (IEC 61537)**

**C-SHOT PG/HDG / C-SHOT i304/i316**

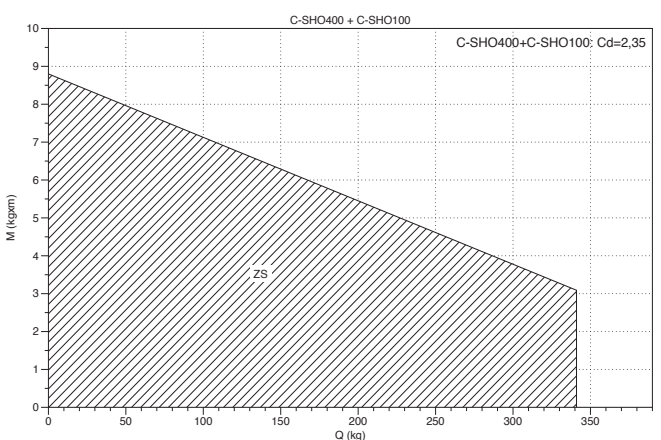
MODEL	SWL (kg)	Def (mm)
<b>C-SHOT 100</b>	100	8
<b>C-SHOT 150</b>	100	9
<b>C-SHOT 200</b>	85	15
<b>C-SHOT 300</b>	45	13

MODEL	SWL (kg)	Def (mm)
<b>C-SHOT 100</b>	75	2
<b>C-SHOT 150</b>	48	5
<b>C-SHOT 200</b>	42	6
<b>C-SHOT 300</b>	24	6

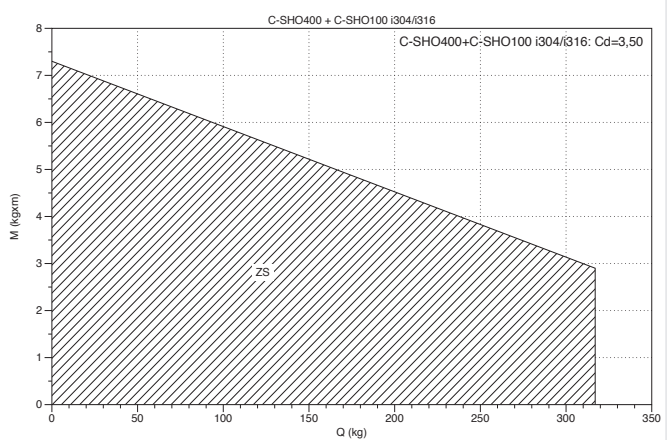
**C-SVO + 2xVR8**

MODEL	SWL (kg)	Def (mm)
<b>C-SVO 100</b>	250	1
<b>C-SVO 150</b>	200	1
<b>C-SVO 200</b>	294	1
<b>C-SVO 300</b>	235	2
<b>C-SVO 400</b>	161	2
<b>C-SVO 500</b>	115	2
<b>C-SVO 600</b>	87	3

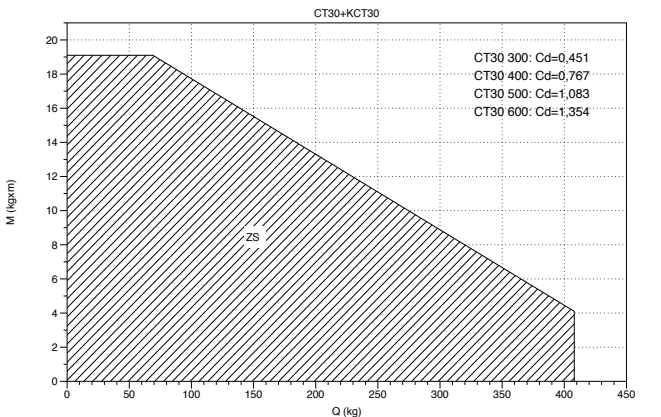
**C-SHO 400 + C-SHO 100 PG/HDG**



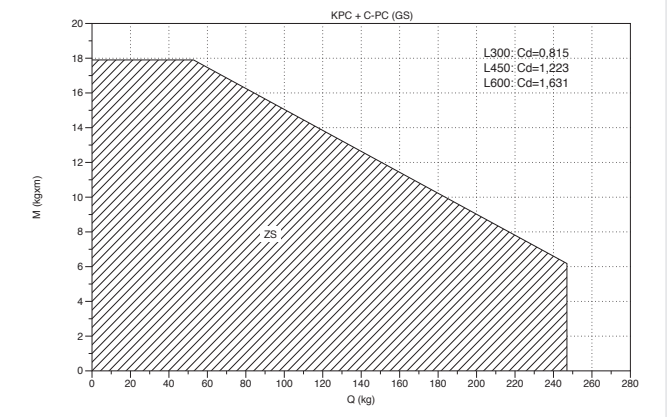
**C-SHO 400 + C-SHO 100 i304/i316**



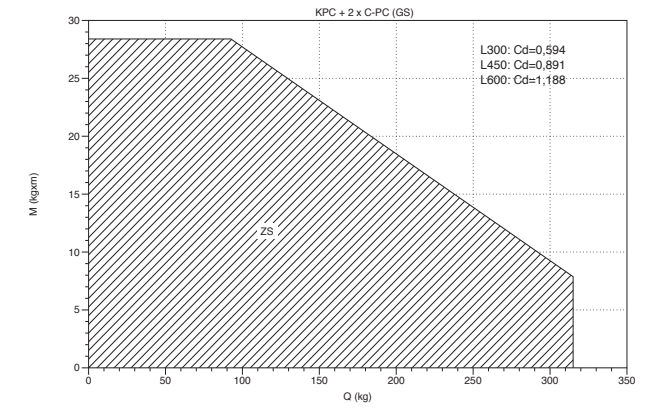
**CT30+KCT30**



**KPC + C-PC (PG)**



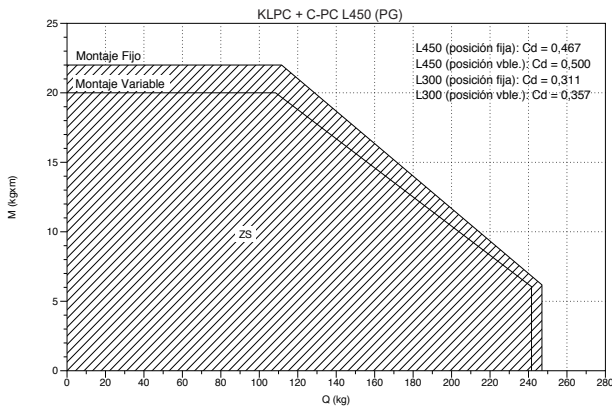
**KPC + 2 x C-PC (PG)**



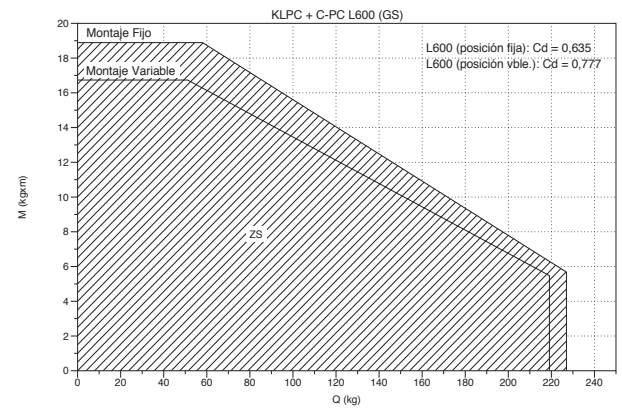


**SUPPORTS (IEC 61537)**

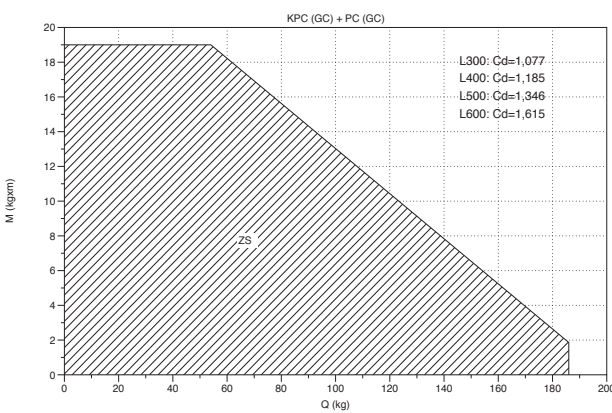
**KLPC + C-PC L450 (PG)**



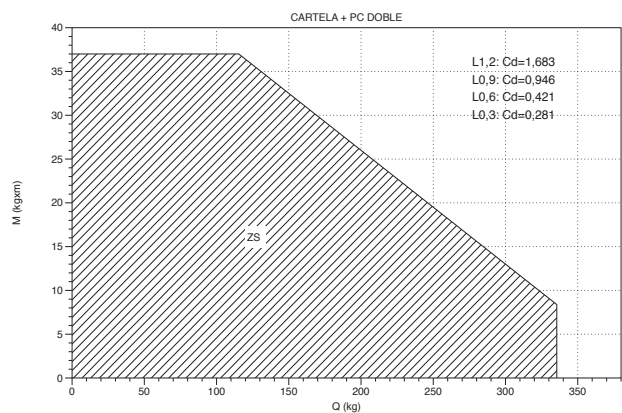
**KLPC + C-PC L600 (GS)**



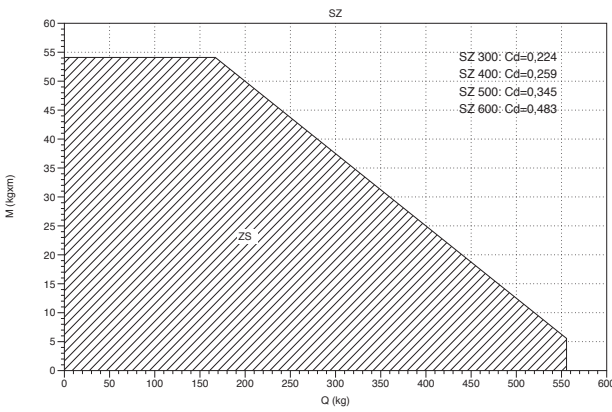
**KAPC (HDG) + PC (HDG)**



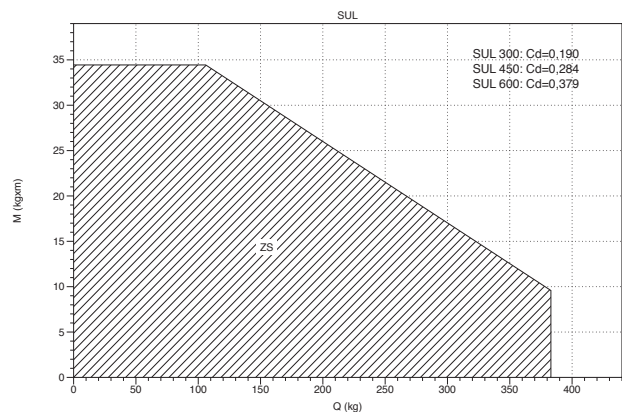
**KAPC + 2 x C-PC (HDG)**



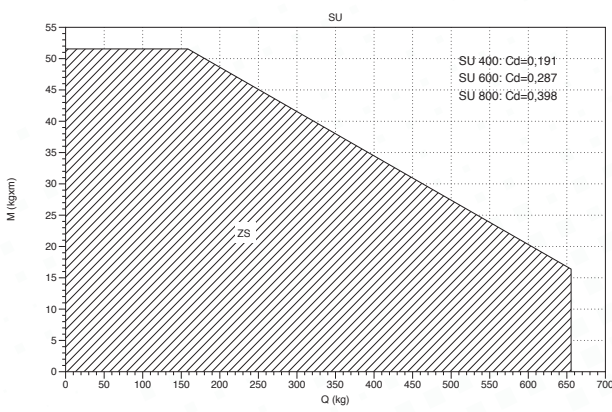
**SZ**



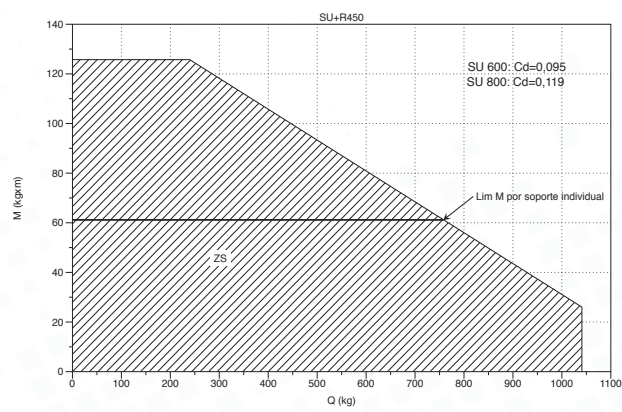
**SUL**



**SU**



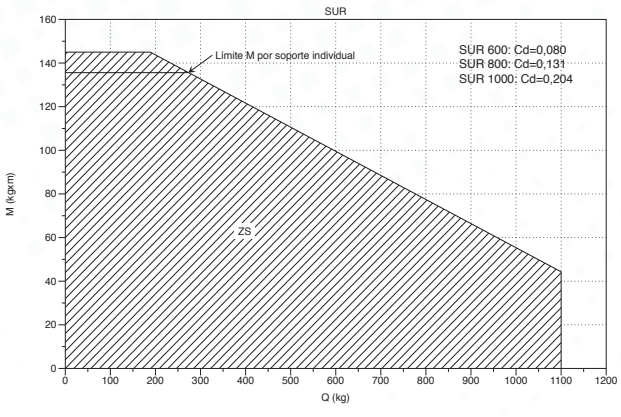
**SU+R450**



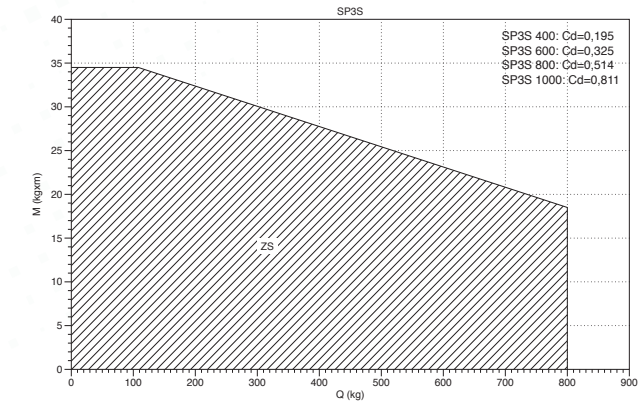


**SUPPORTS (IEC 61537)**

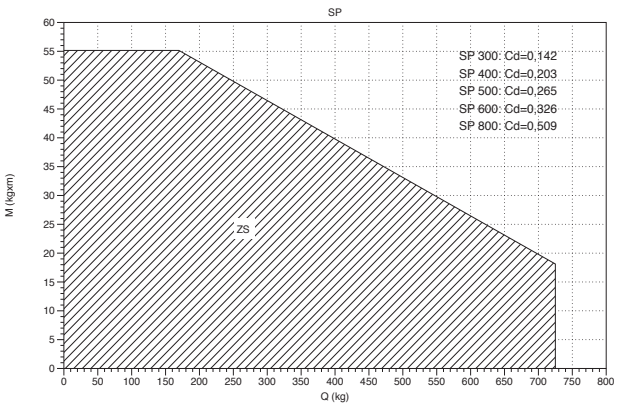
**SUR**



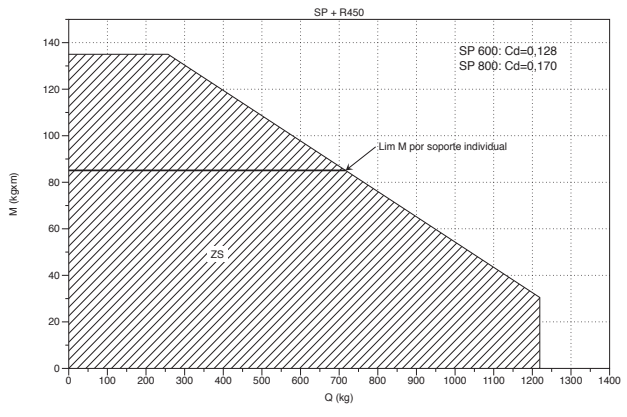
**SP3S**



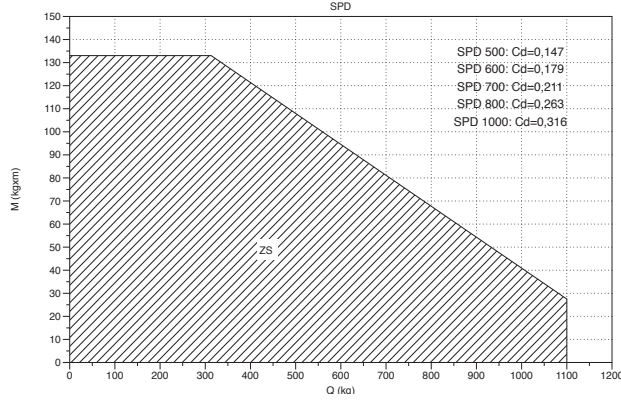
**SP4**



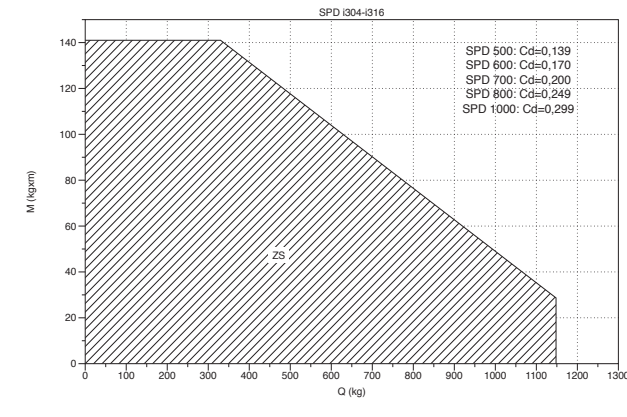
**SP4 + R450**



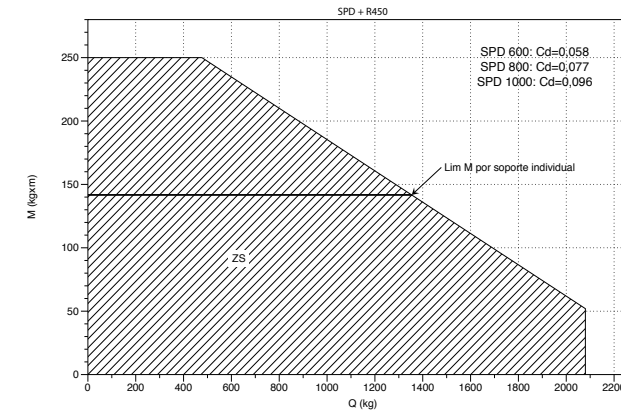
**SP4D**



**SP4D i304/i316**



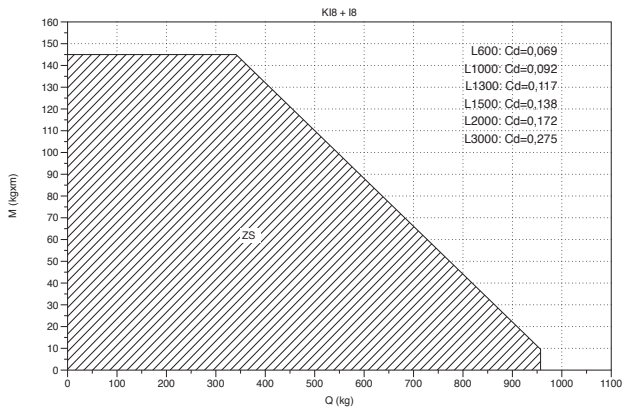
**SP4D + R450**



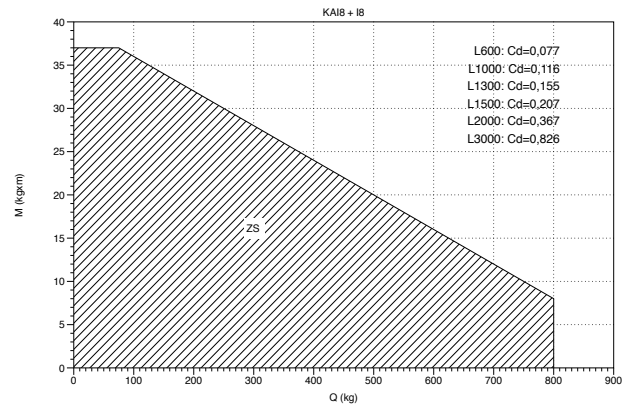


**SUPPORTS (IEC 61537)**

**K18 + I8**



**KA18 + I8**



**SV**

B		SWL	
mm	inch	kg	Lb
100	4"	276	609
150	6"	265	584
200	8"	253	558
300	12"	207	456
400	16"	506	1116
500	20"	460	1014
600	24"	414	912

**SFS +C-SVO**

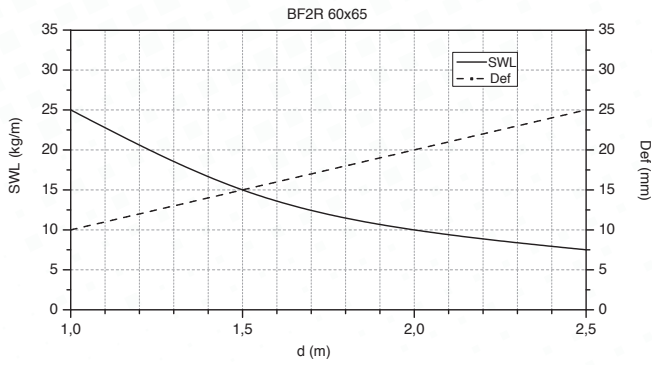
B		SWL	
mm	inch	kg	Lb
100	4"	176	388
150	6"	176	388
200	8"	176	388
300	12"	176	388
400	16"	161	354
500	20"	115	253
600	24"	87	191



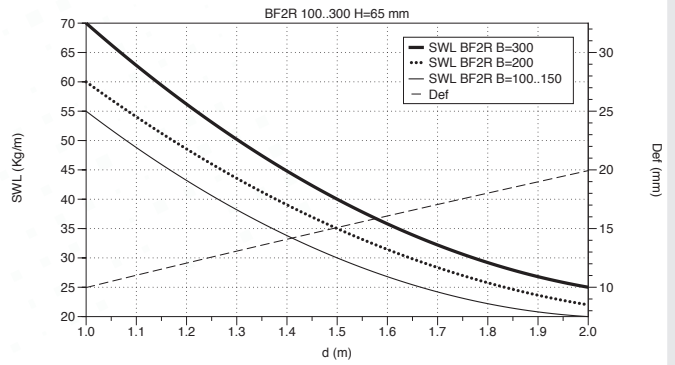


**BF2R (IEC 61537)**

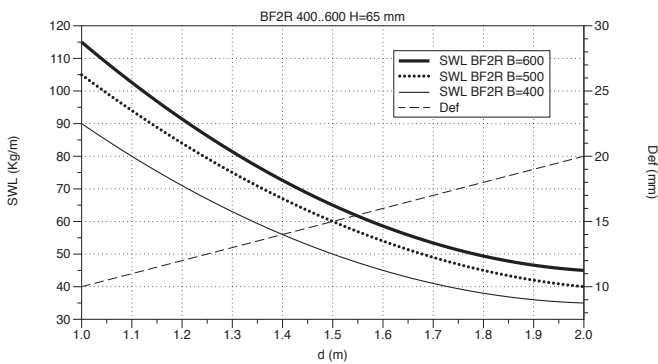
**BF2R-2F 60x65**



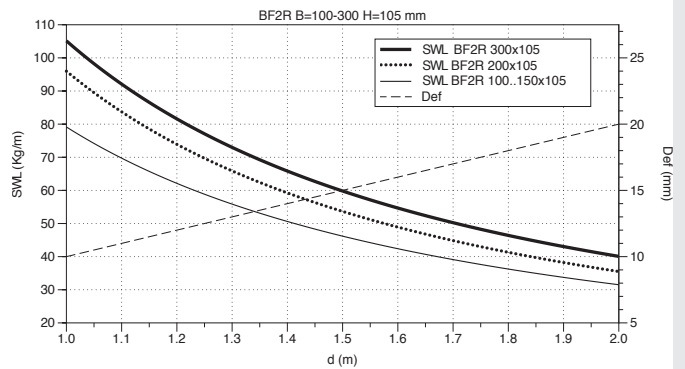
**BF2R 100..300 H65**



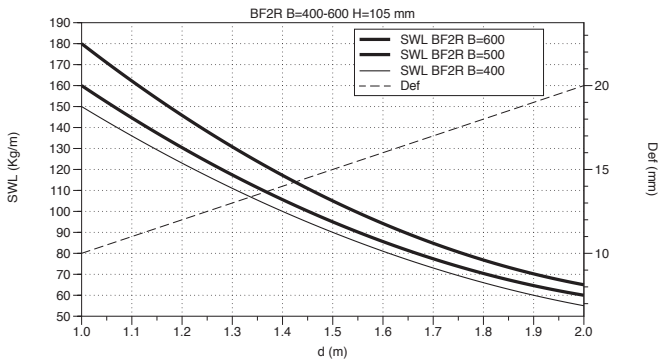
**BF2R 400..600 H65**



**BF2R 100..300 H105**



**BF2R 400..600 H105**





**U BF2R (ANCE NMX-J-511)**

**EZ / HDG**

	SWL kg/m		Classification	
	5 ft	6 ft	5 ft	6 ft
	1,52 m	1,83 m	1,52 m	1,83 m
<b>BF2R 60x65</b>	12,5	8,7	-	-
<b>BF2R 100x65</b>	28,4	19,7	5AA	6AA
<b>BF2R 150x65</b>	31,7	22	5AA	6AA
<b>BF2R 200x65</b>	47,6	33,1	5BB	6AA
<b>BF2R 300x65</b>	57,1	39,6	5BB	6BB
<b>BF2R 400x65</b>	69,9	48,5	5BB	6BB
<b>BF2R 500x65</b>	63,5	44,1	5BB	6BB
<b>BF2R 600x65</b>	79,4	55,1	5A	6BB
<b>BF2R 200x105 (E-BFR)</b>	72,2	50,1	5BB	6BB
<b>BF2R 300x105 (E-BFR)</b>	76	52,8	5A	6BB
<b>BF2R 400x105 (E-BFR)</b>	111,1	77,2	5B	6A
<b>BF2R 500x105 (E-BFR)</b>	107,8	74,8	5BB	6A
<b>BF2R 600x105 (E-BFR)</b>	117,5	81,6	5B	6A

**i304 / i316**

	SWL kg/m		Classification	
	5 ft	6 ft	5 ft	6 ft
	1,52 m	1,83 m	1,52 m	1,83 m
<b>BF2R 60x65</b>	12,8	8,9	-	-
<b>BF2R 100x65</b>	28,7	19,9	5AA	6AA
<b>BF2R 150x65</b>	25,3	17,6	5AA	-
<b>BF2R 200x65</b>	44,5	30,9	5BB	6AA
<b>BF2R 300x65</b>	54	37,5	5BB	6BB
<b>BF2R 400x65</b>	60,2	41,8	5BB	6BB
<b>BF2R 500x65</b>	57,1	39,6	5BB	6BB
<b>BF2R 600x65</b>	54	37,5	5BB	6BB
<b>BF2R 200x105 (E-BFR)</b>	69,9	48,5	5BB	6BB
<b>BF2R 300x105 (E-BFR)</b>	69,9	48,5	5BB	6BB
<b>BF2R 400x105 (E-BFR)</b>	76	52,8	5BB	6BB
<b>BF2R 500x105 (E-BFR)</b>	79,4	55,1	5BB	6BB
<b>BF2R 600x105 (E-BFR)</b>	63,5	44,1	5BB	6BB

**U BF2R (NEMA VE 1)**

**EZ / HDG**

	SWL kg/m (lb/ft)		Classification	
	5 ft	8 ft	5 ft	8 ft
	1,52 m	2,44 m	1,52 m	2,44 m
<b>BF2R 2"x2" (60x65)</b>	12,5 (8,4)	4,9 (3,3)	-	-
<b>BF2R 4"x2" (100x65)</b>	28,4 (19,1)	11,1 (7,5)	-	-
<b>BF2R 6"x2" (150x65)</b>	31,7 (21,3)	12,4 (8,3)	-	-
<b>BF2R 8"x2" (200x65)</b>	47,6 (32)	18,6 (12,5)	5AA	-
<b>BF2R 12"x2" (300x65)</b>	57,1 (38,4)	22,3 (15)	5AA	-
<b>BF2R 16"x2" (400x65)</b>	69,9 (47)	27,3 (18,3)	5AA	-
<b>BF2R 20"x2" (500x65)</b>	63,5 (42,7)	24,8 (16,7)	5AA	-
<b>BF2R 24"x2" (600x65)</b>	79,4 (53,3)	31 (20,8)	5A	-
<b>BF2R 8"x4" (200x105)</b>	72,2 (48,5)	28,2 (18,9)	5AA	-
<b>BF2R 12"x4" (300x105)</b>	76 (51,1)	29,7 (20)	5A	-
<b>BF2R 16"x4" (400x105)</b>	111,1 (74,7)	43,4 (29,2)	5A	8AA
<b>BF2R 20"x4" (500x105)</b>	107,8 (72,4)	42,1 (28,3)	5A	8AA
<b>BF2R 24"x4" (600x105)</b>	117,5 (79)	45,9 (30,8)	5A	8AA

**i304 / i316**

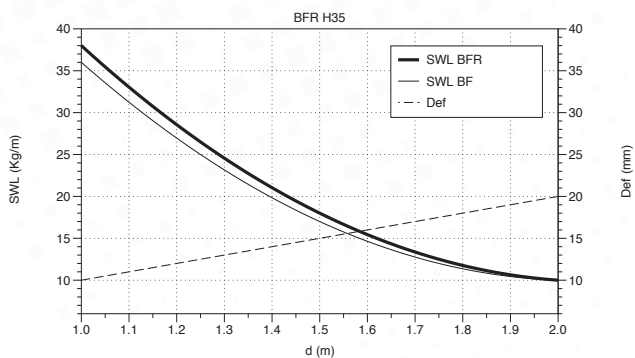
	SWL kg/m (lb/ft)		Classification	
	5 ft	8 ft	5 ft	8 ft
	1,52 m	2,44 m	1,52 m	2,44 m
<b>BF2R 2"x2" (60x65)</b>	12,8 (8,6)	5 (3,4)	-	-
<b>BF2R 4"x2" (100x65)</b>	28,7 (19,3)	11,2 (7,5)	-	-
<b>BF2R 6"x2" (150x65)</b>	25,3 (17)	9,9 (6,7)	-	-
<b>BF2R 8"x2" (200x65)</b>	44,5 (29,9)	17,4 (11,7)	5AA	-
<b>BF2R 12"x2" (300x65)</b>	54 (36,3)	21,1 (14,2)	5AA	-
<b>BF2R 16"x2" (400x65)</b>	60,2 (40,4)	23,5 (15,8)	5AA	-
<b>BF2R 20"x2" (500x65)</b>	57,1 (38,4)	22,3 (15,)	5AA	-
<b>BF2R 24"x2" (600x65)</b>	54 (36,3)	21,1 (14,2)	5AA	-
<b>BF2R 8"x4" (200x105)</b>	73 (49)	28,5 (19,2)	5AA	-
<b>BF2R 12"x4" (300x105)</b>	69,9 (47)	27,3 (18,3)	5AA	-
<b>BF2R 16"x4" (400x105)</b>	76 (51,1)	29,7 (20)	5A	-
<b>BF2R 20"x4" (500x105)</b>	73 (49)	28,5 (19,2)	5AA	-
<b>BF2R 24"x4" (600x105)</b>	69,9 (47)	27,3 (18,3)	5AA	8AA



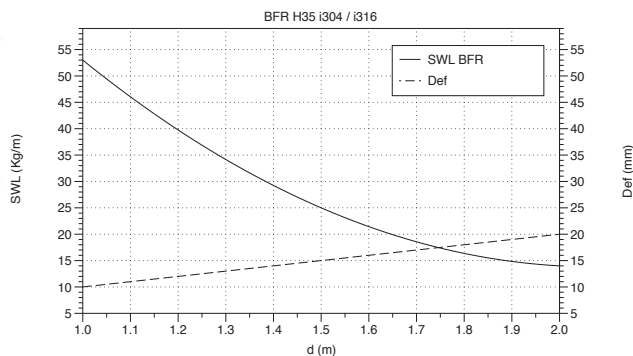


**U BFR (IEC 61537)**

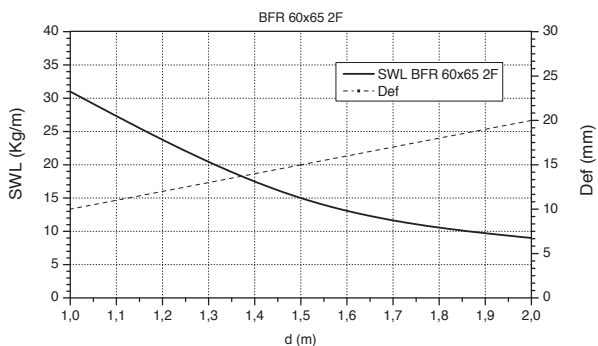
**BFR H35**



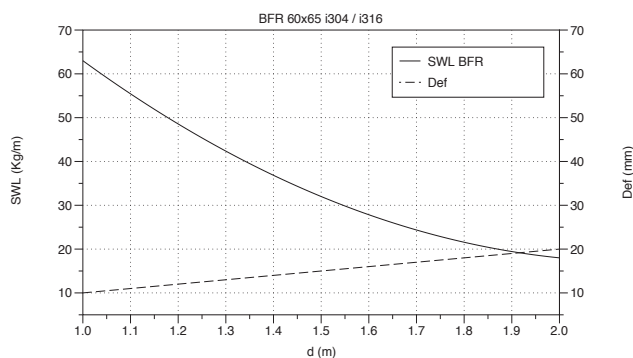
**BFR H35 i304 / i316**



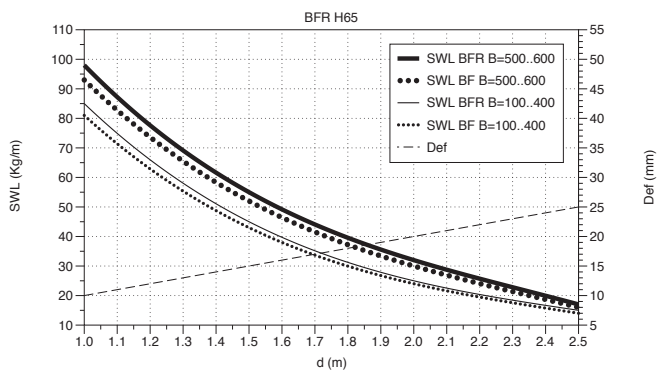
**BFR-2F 60x65 (IEC 61537)**



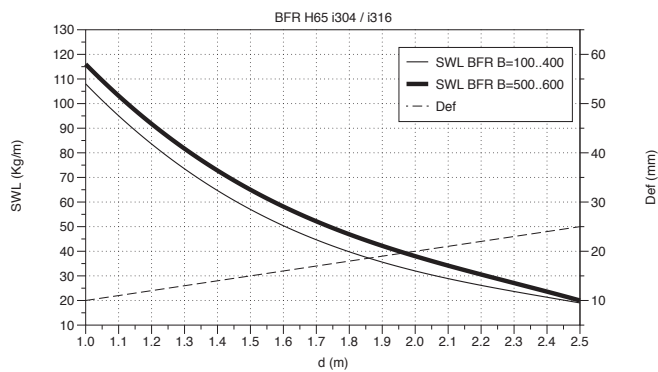
**BFR-2F 60x65 i304 / i316**



**BFR H65**



**BFR H65 i304 / i316**





**U BFR (ANCE NMX-J-511)**

**EZ / HDG**

	SWL kg/m		Classification	
	5 ft	6 ft	5 ft	6 ft
	1,52 m	1,83 m	1,52 m	1,83 m
<b>BFR 100x35</b>	22,3	15,5	5AA	-
<b>BFR 150x35</b>	22,3	15,5	5AA	-
<b>BFR 200x35</b>	22,3	15,5	5AA	-
<b>BFR 300x35</b>	28,4	19,7	5AA	6AA
<b>BFR 60x65</b>	12,5	8,7	-	-
<b>BFR 100x65</b>	28,4	19,7	5AA	6AA
<b>BFR 150x65</b>	31,7	22	5AA	6AA
<b>BFR 200x65</b>	47,6	33,1	5BB	6AA
<b>BFR 300x65</b>	57,1	39,6	5BB	6BB
<b>BFR 400x65</b>	69,9	48,5	5BB	6BB
<b>BFR 500x65</b>	63,5	44,1	5BB	6BB
<b>BFR 600x65</b>	79,4	55,1	5BB	6BB

**i304 / i316**

	SWL kg/m		Classification	
	5 ft	6 ft	5 ft	6 ft
	1,52 m	1,83 m	1,52 m	1,83 m
<b>BFR 100x35</b>	18,9	13,2	5AA	-
<b>BFR 150x35</b>	22,3	15,5	5AA	-
<b>BFR 200x35</b>	22,3	15,5	5AA	-
<b>BFR 60x65</b>	12,8	8,9	-	-
<b>BFR 100x65</b>	28,7	19,9	5AA	6AA
<b>BFR 150x65</b>	25,3	17,6	5AA	-
<b>BFR 200x65</b>	44,5	30,9	5BB	6AA
<b>BFR 300x65</b>	54	37,5	5BB	6BB
<b>BFR 400x65</b>	60,2	41,8	5BB	6BB
<b>BFR 500x65</b>	57,1	39,6	5BB	6BB
<b>BFR 600x65</b>	54	37,5	5BB	6BB

**U BFR (NEMA VE 1)**

**EZ / HDG**

	SWL kg/m (lb/ft)		Classification	
	5 ft	8 ft	5 ft	8 ft
	1,52 m	2,44 m	1,52 m	2,44 m
<b>BFR 4"x1"1/2 (100x35)</b>	22,3 (15)	8,7 (5,8)	-	-
<b>BFR 6"x1"1/2 (150x35)</b>	22,3 (15)	8,7 (5,8)	-	-
<b>BFR 8"x1"1/2 (200x35)</b>	22,3 (15)	8,7 (5,8)	-	-
<b>BFR 12"x1"1/2 (300x35)</b>	28,4 (19,1)	11,1 (7,5)	-	-
<b>BFR 2"x2" (60x65)</b>	12,5 (8,4)	4,9 (3,3)	-	-
<b>BFR 4"x2" (100x65)</b>	28,4 (19,1)	11,1 (7,5)	-	-
<b>BFR 6"x2" (150x65)</b>	31,7 (21,3)	12,4 (8,3)	-	-
<b>BFR 8"x2" (200x65)</b>	47,6 (32)	18,6 (12,5)	5AA	-
<b>BFR 12"x2" (300x65)</b>	57,1 (38,4)	22,3 (15)	5AA	-
<b>BFR 16"x2" (400x65)</b>	69,9 (47)	27,3 (18,3)	5AA	-
<b>BFR 20"x2" (500x65)</b>	63,5 (42,7)	24,8 (16,7)	5AA	-
<b>BFR 24"x2" (600x65)</b>	79,4 (53,3)	31 (20,8)	5A	-

**i304 / i316**

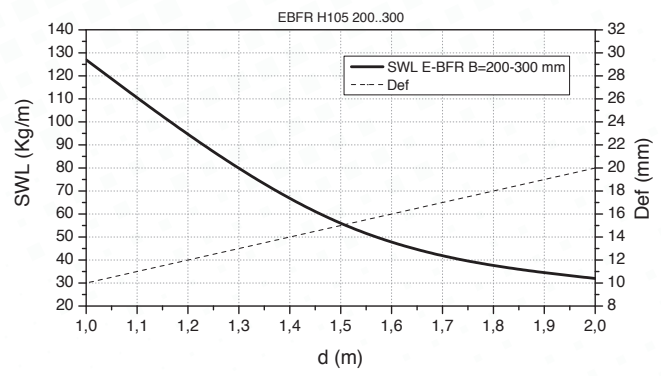
	SWL kg/m (lb/ft)		Classification	
	5 ft	8 ft	5 ft	8 ft
	1,52 m	2,44 m	1,52 m	2,44 m
<b>BFR 4"x1"1/2 (100x35)</b>	18,9 (12,7)	7,4 (5)	-	-
<b>BFR 6"x1"1/2 (150x35)</b>	22,3 (15)	8,7 (5,8)	-	-
<b>BFR 8"x1"1/2 (200x35)</b>	22,3 (15)	8,7 (5,8)	-	-
<b>BFR 2"x2" (60x65)</b>	12,8 (8,6)	5 (3,4)	-	-
<b>BFR 4"x2" (100x65)</b>	28,7 (19,3)	11,2 (7,5)	-	-
<b>BFR 6"x2" (150x65)</b>	25,3 (17)	9,9 (6,7)	-	-
<b>BFR 8"x2" (200x65)</b>	44,5 (29,9)	17,4 (11,7)	5AA	-
<b>BFR 12"x2" (300x65)</b>	54, (36,3)	21,1 (14,2)	5AA	-
<b>BFR 16"x2" (400x65)</b>	60,2 (40,4)	23,5 (15,8)	5AA	-
<b>BFR 20"x2" (500x65)</b>	57,1 (38,4)	22,3 (15,)	5AA	-
<b>BFR 24"x2" (600x65)</b>	54 (36,3)	21,1 (14,2)	5AA	-



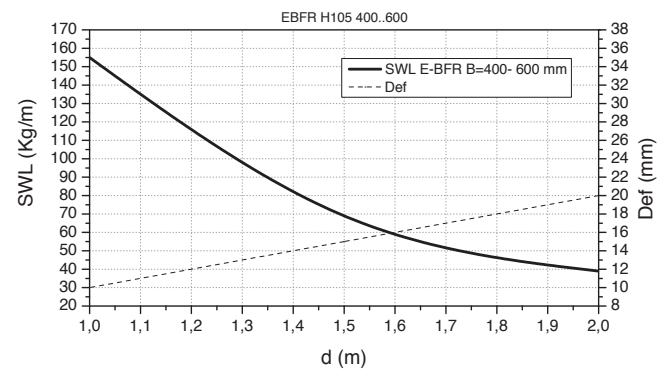


**EBFR (ANCE NMX-J-511)**

**EBFR H105 200..300**



**EBFR H105 400..600**



**EZ / HDG**

	SWL kg/m		Clasification	
	5 ft	6 ft	5 ft	6 ft
	1,52 m	1,83 m	1,52 m	1,83 m
<b>EBFR 200x105</b>	69,9	48,5	5BB	6BB
<b>EBFR 300x105</b>	66,6	46,2	5BB	6BB
<b>EBFR 400x105</b>	91,9	63,8	5BB	6BB
<b>EBFR 500x105</b>	98,3	68,3	5BB	6BB
<b>EBFR 600x105</b>	114,2	79,3	5BB	6A

**i304 / i316**

	SWL kg/m		Clasification	
	5 ft	6 ft	5 ft	6 ft
	1,52 m	1,83 m	1,52 m	1,83 m
<b>EBFR 200x105</b>	69,9	48,5	5BB	6BB
<b>EBFR 300x105</b>	69,9	48,5	5BB	6BB
<b>EBFR 400x105</b>	76	52,8	5BB	6BB
<b>EBFR 500x105</b>	79,4	55,1	5BB	6BB
<b>EBFR 600x105</b>	63,5	44,1	5BB	6BB

**EBFR (NEMA VE 1)**

**EZ / HDG**

	SWL kg/m (lb/ft)		Clasification	
	5 ft	8 ft	5 ft	8 ft
	1,52 m	2,44 m	1,52 m	2,44 m
<b>EBFR 8"x4" (200x105)</b>	69,9 (47,0)	27,3 (18,3)	5AA	-
<b>EBFR 12"x4" (300x105)</b>	66,6 (44,7)	26,0 (17,5)	5AA	-
<b>EBFR 16"x4" (400x105)</b>	91,9 (61,8)	35,9 (24,1)	5A	-
<b>EBFR 20"x4" (500x105)</b>	98,3 (66,1)	38,4 (25,8)	5A	8AA
<b>EBFR 24"x4" (600x105)</b>	114,2 (76,7)	44,6 (30,0)	5A	8AA

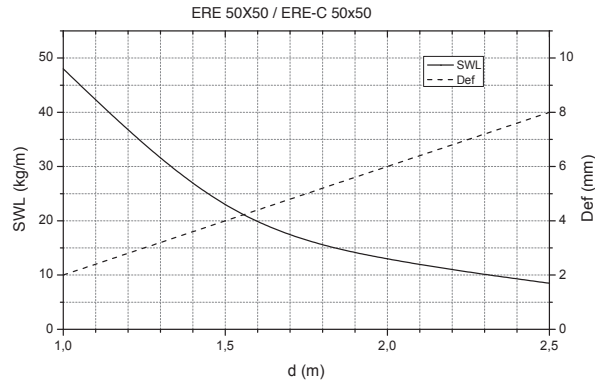
**i304 / i316**

	SWL kg/m (lb/ft)		Clasification	
	5 ft	8 ft	5 ft	8 ft
	1,52 m	2,44 m	1,52 m	2,44 m
<b>EBFR 8"x4" (200x105)</b>	69,9 (47,0)	27,3 (18,3)	5AA	-
<b>EBFR 12"x4" (300x105)</b>	69,9 (47,0)	27,3 (18,3)	5AA	-
<b>EBFR 16"x4" (400x105)</b>	76, (51,1)	29,7 (20,0)	5A	-
<b>EBFR 20"x4" (500x105)</b>	79,4 (53,3)	31,0 (20,8)	5A	-
<b>EBFR 24"x4" (600x105)</b>	63,5 (42,7)	24,8 (16,7)	5AA	-



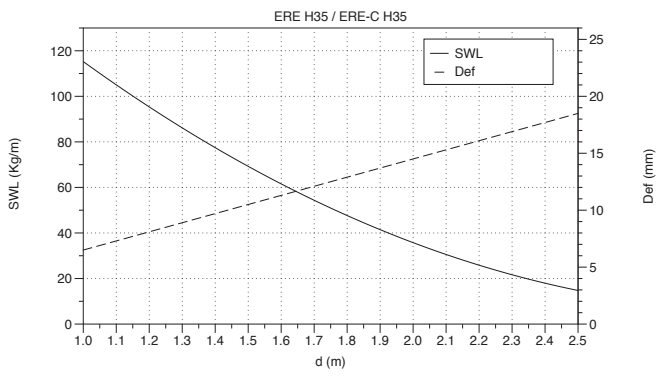


**U ERE 50X50 / ERE-C 50x50 (IEC 61537)**

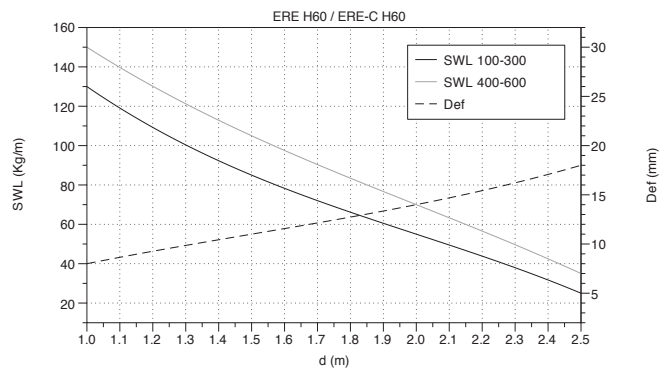


**U ERE / ERE-C (IEC 61537)**

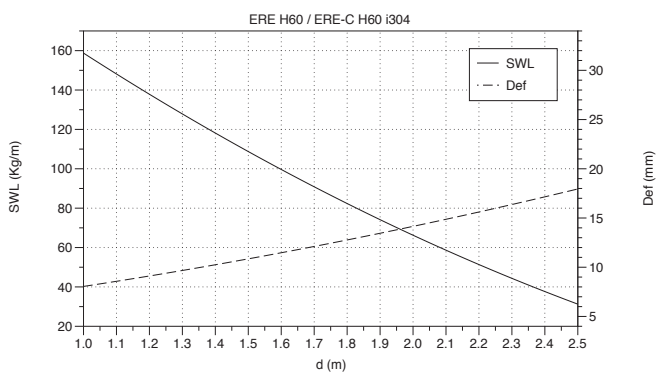
**ERE H35 / ERE-C H35**



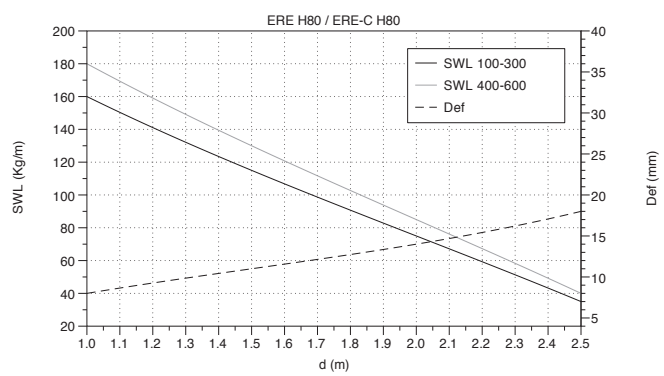
**ERE H60 / ERE-C H60**



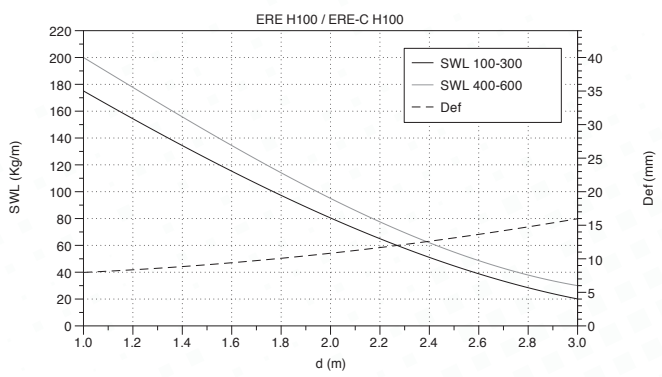
**ERE H60 / ERE-C H60 i304**



**ERE H80 / ERE-C H80**



**ERE H100 / ERE-C H100**





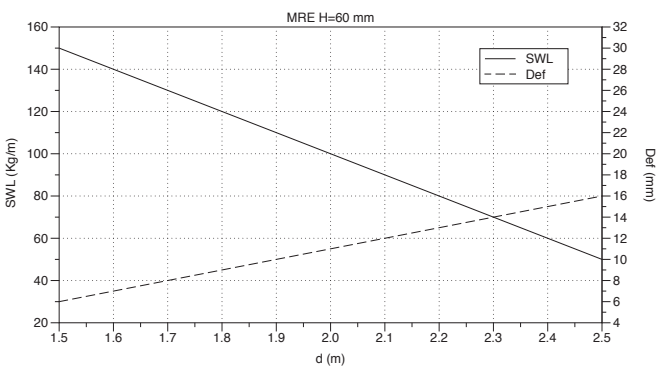
**U ERE / ERE-C (NEMA VE1)**

	ERE NEMA - PG/HDG			
	SWL kg/m (lb/ft)		Clasification	
	5 ft	8 ft	5 ft	8 ft
	1,52 m	2,44 m	1,52 m	2,44 m
<b>ERE H35</b>	19,2 (12,9)	7,5 (5,0)	-	-
<b>ERE H60</b>	111,5 (74,9)	43,6 (29,3)	5A	8AA
<b>ERE H80</b>	80,8 (54,3)	31,5 (21,2)	5A	-
<b>ERE H100</b>	111,5 (74,9)	43,6 (29,3)	5A	8AA

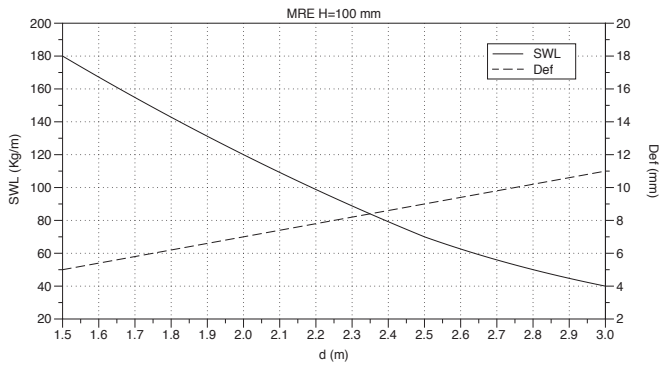
	ERE NEMA - i304/i316			
	SWL kg/m (lb/ft)		Clasification	
	5 ft	8 ft	5 ft	8 ft
	1,52 m	2,44 m	1,52 m	2,44 m
<b>ERE 100-300x35</b>	23,1 (15,5)	9,0 (6,1)	-	-
<b>ERE 100-600x60</b>	111,5 (74,9)	43,6 (29,3)	5A	8AA
<b>ERE 100-600x85</b>	130,8 (87,9)	51,1 (34,3)	5B	8AA
<b>ERE 100-600x100</b>	138,4 (93,0)	54,1 (36,3)	5B	8AA

**U MRE (IEC 61537)**

**MRE H60**



**MRE H100**



**U MRE (NEMA VE1)**

	MRE NEMA - PG/HDG			
	SWL kg/m (lb/ft)		Clasification	
	5 ft	8 ft	5 ft	8 ft
	1,52 m	2,44 m	1,52 m	2,44 m
<b>MRE H60</b>	115,4 (77,6)	45,1 (30,3)	5B	8AA
<b>MRE H100</b>	230,7 (155)	90,1 (60,5)	5C	8A

	MRE NEMA - i304/i316			
	SWL kg/m (lb/ft)		Clasification	
	5 ft	8 ft	5 ft	8 ft
	1,52 m	2,44 m	1,52 m	2,44 m
<b>MRE H60</b>	138,4 (93)	54,1 (36,4)	5B	8AA
<b>MRE H100</b>	349,9 (235,1)	136,7 (91,9)	5C	8B

**U NR2E (IEC 61537)**

	NR2E H60		
	SWL kg/m (lb/ft)		
	Span (m)		
	1,5 m	2 m	2,5 m
<b>NR2E 100X60</b>	70 (32)	45 (20)	27 (12)
<b>NR2E 150X60</b>	75 (34)	50 (23)	28 (13)
<b>NR2E 200X60</b>	80 (36)	55 (25)	29 (13)
<b>NR2E 300X60</b>	85 (39)	60 (27)	30 (14)
<b>NR2E 400X60</b>	112 (51)	85 (39)	45 (20)
<b>NR2E 500X60</b>	112 (51)	85 (39)	45 (20)
<b>NR2E 600X60</b>	112 (51)	85 (39)	45 (20)

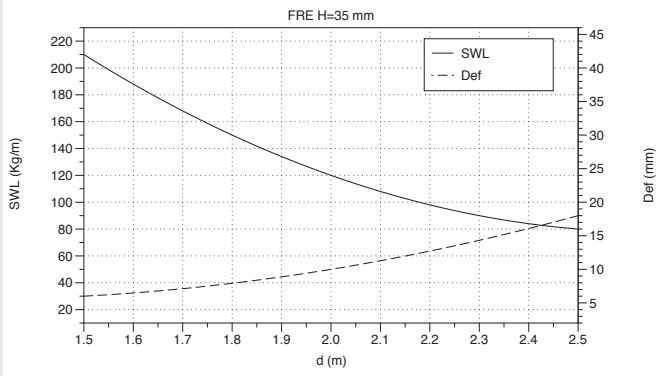
	NR2E H75		
	SWL kg/m (lb/ft)		
	Span (m)		
	1,5 m	2 m	2,5 m
<b>NR2E 100X75</b>	72 (33)	48 (22)	32 (15)
<b>NR2E 150X75</b>	74 (34)	52 (24)	34 (15)
<b>NR2E 200X75</b>	84 (38)	56 (25)	36 (16)
<b>NR2E 300X75</b>	94 (43)	70 (32)	43 (20)
<b>NR2E 400X75</b>	112 (51)	86 (39)	55 (25)
<b>NR2E 500X75</b>	112 (51)	86 (39)	55 (25)
<b>NR2E 600X75</b>	112 (51)	86 (39)	55 (25)



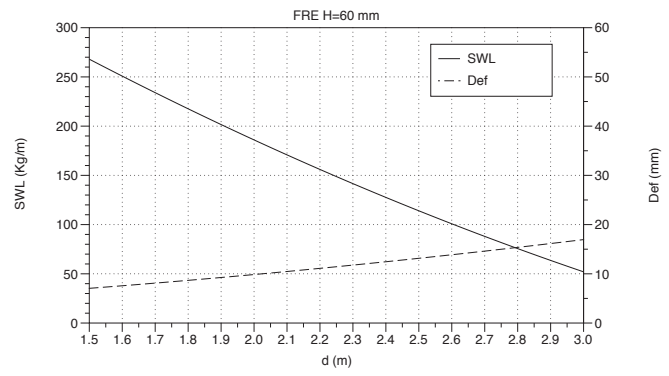


**U FRE (IEC 61537)**

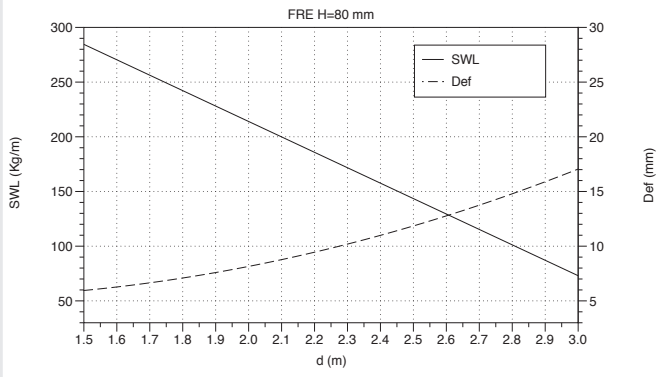
**FRE H35**



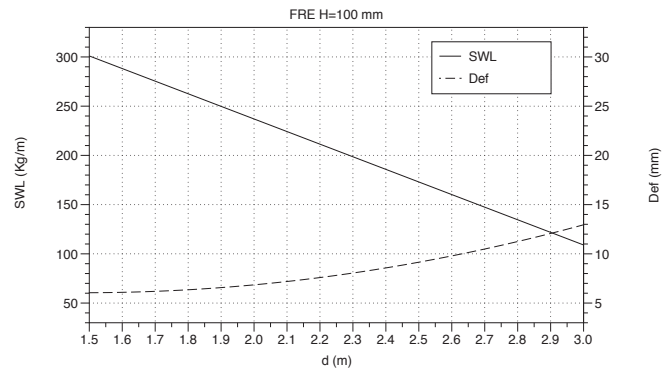
**FRE H60**



**FRE H80**



**FRE H100**



**U FRE (NEMA VE1)**

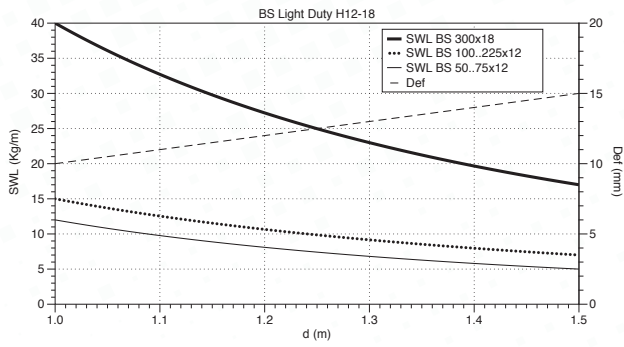
	FRE NEMA - PG/HDG			
	SWL kg/m (lb/ft)		Classification	
	5 ft 1,52 m	8 ft 2,44 m	5 ft 1,52 m	8 ft 2,44 m
<b>FRE H35</b>	111,5 (74,9)	43,6 (29,3)	5A	8AA
<b>FRE H60</b>	515,3 (346,3)	201,3 (135,3)	5C+	8C
<b>FRE H80</b>	-	467,2 (313,9)	-	8C+
<b>FRE H100</b>	-	467,2 (313,9)	-	8C+



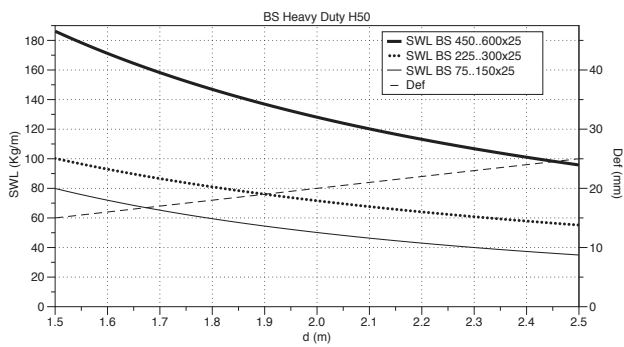


**BS (IEC 61537)**

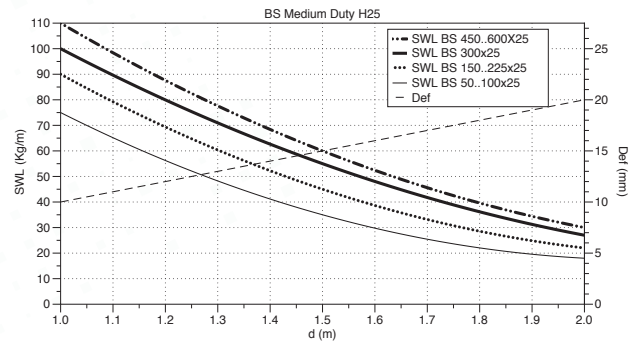
**BS Light Duty H12 / H18**



**BS Heavy Duty H50**



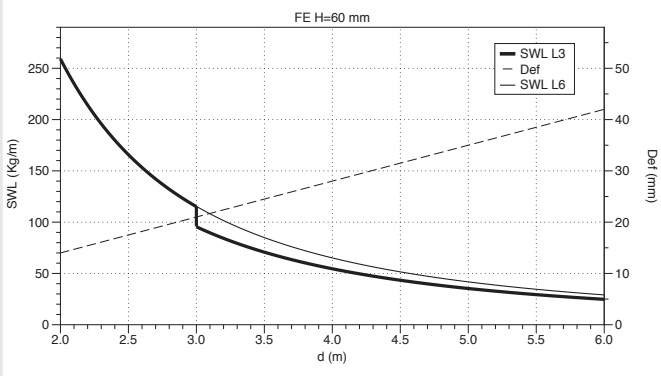
**BS Medium Duty H25**



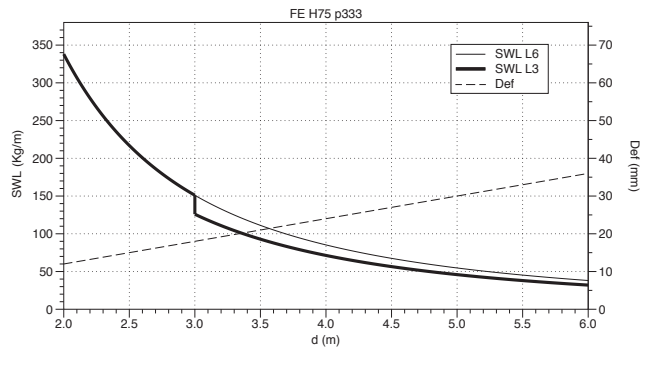


**FE (IEC 61537)**

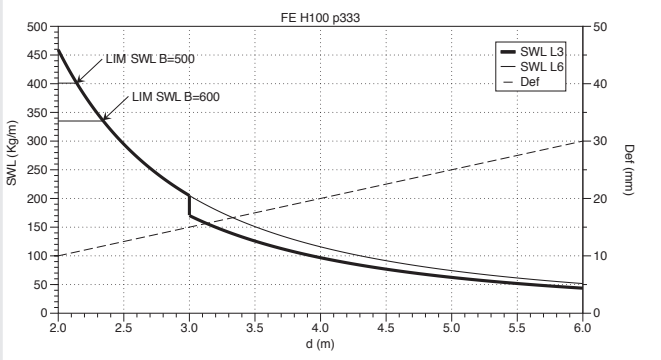
**FE H60**



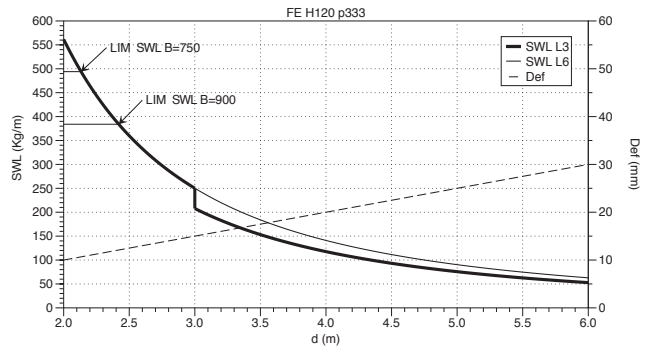
**FE H75 p333**



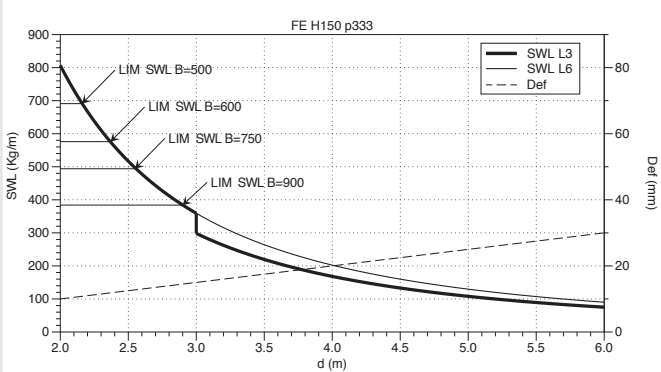
**FE H100 p333**



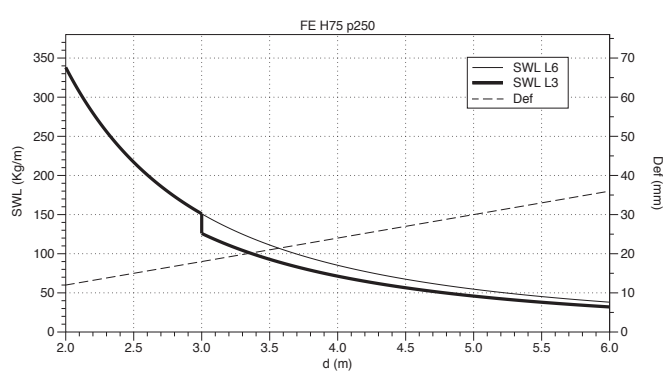
**FE H120 p333**



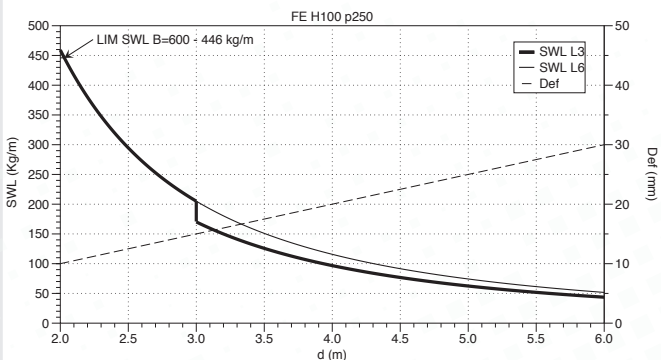
**FE H150 p333**



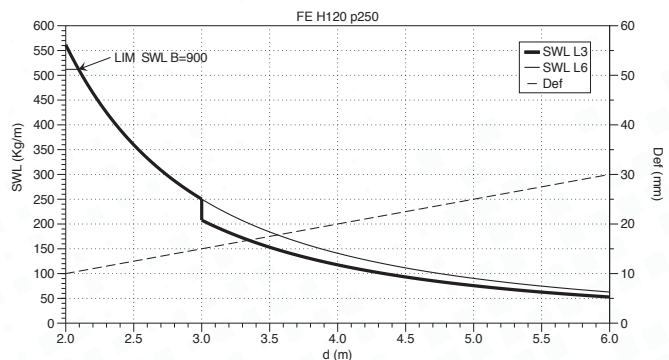
**FE H75 p250**



**FE H100 p250**

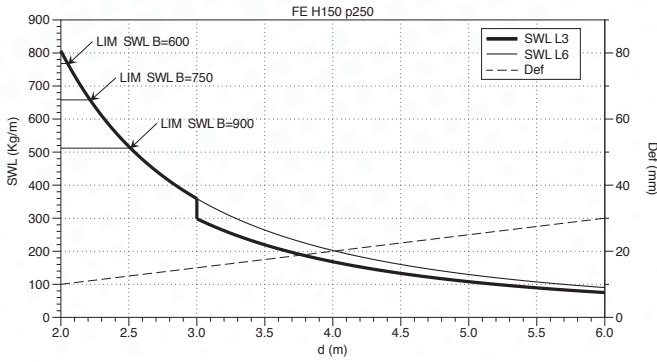


**FE H120 p250**





## FE H150 p250



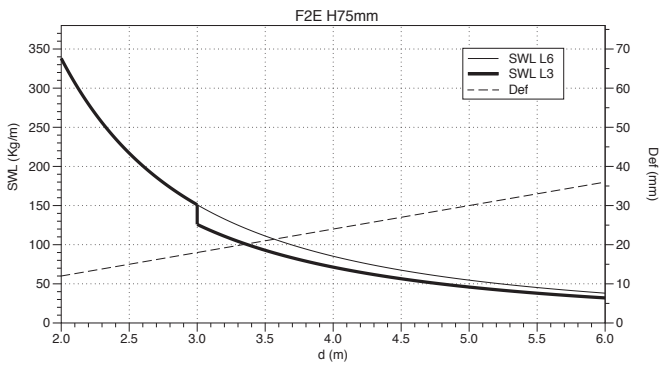
## FE (NEMA VE1)

### FE (NEMA VE 1)

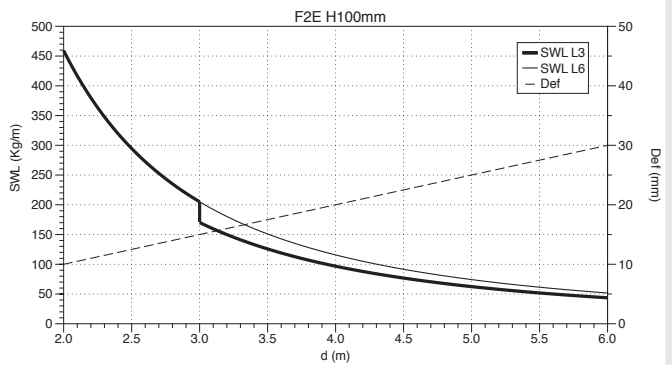
Side Rail (Hxe)	Class
60x1,5	8C-12A
75x1,5	8C-12A
75x2	8C-12B
100x1,5	12C-16A
100x2	12C-16A
120x1,5	12C-16A
120x2	12C-16B-20A
150x1,5	12C-16A
150x2	12C-16B-20A

## F2E (IEC 61537)

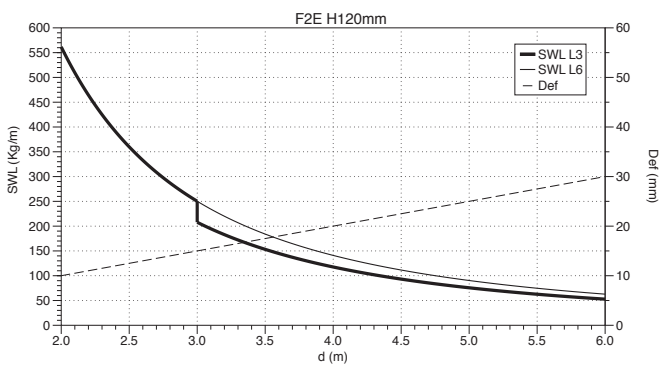
### F2E H75



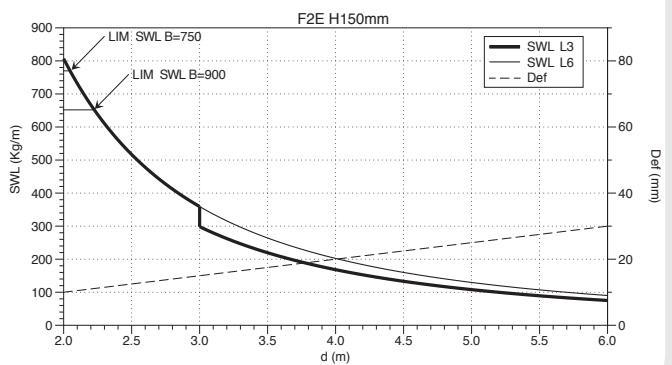
### F2E H100



### F2E H120



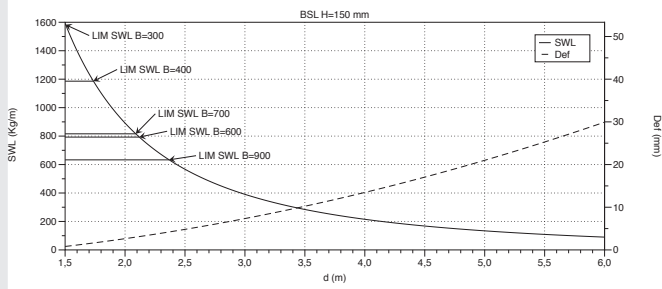
### F2E H150





**BSL (IEC 61537)**

**BSL H150**



**BSL/BSLR (NEMA VE1)**

**BSL (NEMA VE 1)**

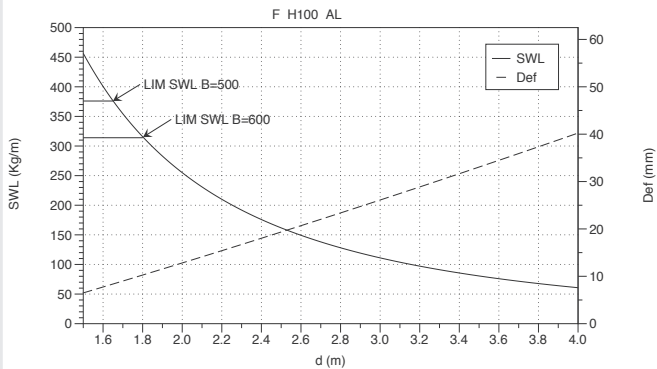
Side Rail (Hxe)	Class
100x1,5	12B - 16A
125x1,5	12C - 20A
150x2	16C - 20B

**BSLR (NEMA VE 1)**

Side Rail (Hxe)	Class
125x2	20B
150x2	20C

**F AL (IEC 61537)**

**F H100 AL**



**F AL (NEMA VE1)**

**F AL (NEMA VE1)**

Side Rail (Hxe)	Class
100x2	8C - 12A

**I (NEMA VE1)**

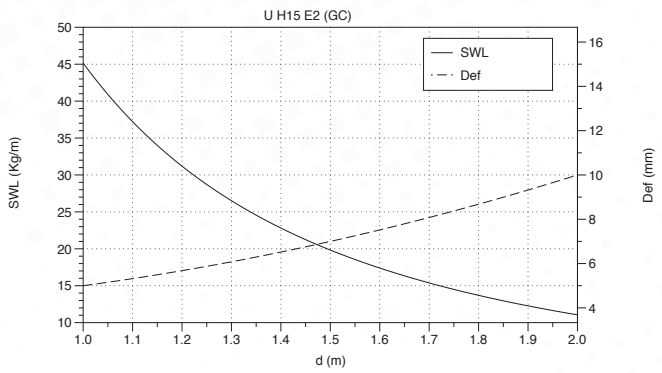
Side Rail	Class
IL4"	16A - 12C
IS4"	20A - 16B
IR4"	20B - 16C
IL5"	16A - 12C
IS5"	20A - 16B
IR5"	20B - 16C
IL6"	20A - 16B
IS6"	20B - 16C
IR6"	20C



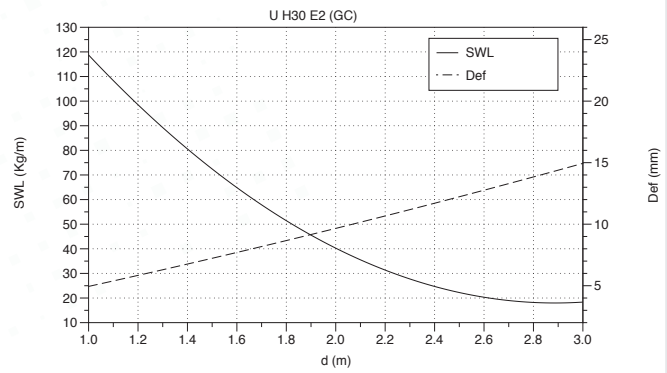


**U (IEC 61537)**

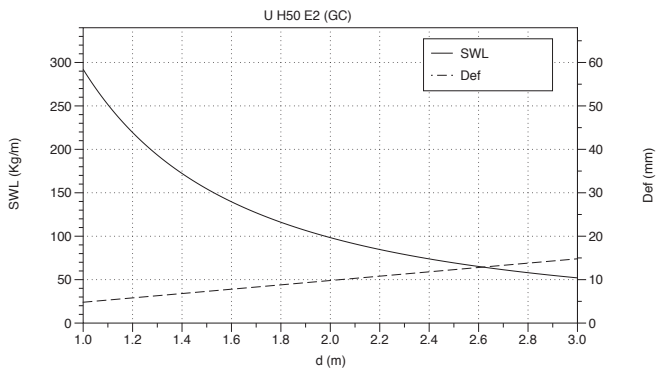
**U H15 E2 (HDG)**



**U H30 E2 (HDG)**



**U H50 E2 (HDG)**





**BASORPLAST**

**BPE (IEC 61537)**

MAX. 40°C			MAX. 60°C		
MODEL	SWL (Kg/m)		MODEL	SWL (Kg/m)	
	d= 1 m	d= 1,5 m		d= 1 m	d= 1,5 m
BPE-60x100	38	24	BPE-60x100	28	10
BPE-60x150	39	25	BPE-60x150	30	12
BPE-60x200	67	38	BPE-60x200	36	16
BPE-60x300	74	45	BPE-60x300	40	21
BPE-100x200	121	77	BPE-100x200	62	34
BPE-100x300	123	84	BPE-100x300	75	38
BPE-100x400	178	102	BPE-100x400	88	48
BPE-100x600	212	121	BPE-100x600	108	58



**SUPPORTS (IEC 61537)**

**SHG 100... 600 40 °C UVM1 7035**

MODEL	SWL (kg)	Def (mm)
SHG 100	166	2,5
SHG 150	105	3
SHG 200	125	4,5
SHG 300	291	8
SHG 400	207	20
SHG 600	148	15

**SHG 100...600 60 °C UVM1 7035**

MODEL	SWL (kg)	Def (mm)
SHG 100	113	2,5
SHG 150	95	3
SHG 200	120	4,5
SHG 300	178	8
SHG 400	160	20
SHG 600	113	15

**SHG 100... 300 40 °C LH 7038**

MODEL	SWL (kg)	Def (mm)
SHG 100 LH	132	2,5
SHG 200 LH	84	4,5
SHG 300 LH	176	8

**SHG 100... 300 60 °C LH 7038**

MODEL	SWL (kg)	Def (mm)
SHG 100 LH	105	2,5
SHG 200 LH	60	4,5
SHG 300 LH	134	8

**SVG 100... 600 40 °C UVM1 7035**

MODEL	SWL (kg)	Def (mm)
SVG 100	312	5
SVG 150	262	7
SVG 200	213	10
SVG 300	171	15
SVG 400	162	20
SVG 600	77	30

**SVG 100... 600 40 °C UVM1 7035**

MODEL	SWL (kg)	Def (mm)
SVG 100	150	5
SVG 150	130	7
SVG 200	110	10
SVG 300	90	15
SVG 400	80	20
SVG 600	40	30

**SVG LH 7038 100... 300 40 °C**

MODEL	SWL (kg)	Def (mm)
SVG 100 LH	170	5
SVG 200 LH	150	10
SVG 300 LH	100	15

**SHG LH 7038 100... 300 60 °C**

MODEL	SWL (kg)	Def (mm)
SHG 100 LH	136	5
SHG 200 LH	120	10
SHG 300 LH	100	15





**SUPPORTS (IEC 61537)**

**KSHGR + SHGR**



**FIBERTRAV (UL568 / NEMA FG1)**

**EFV (UL568 - NEMA FG1)**

Side Rail	Class
3S	8C/12A
4S	12C/16A
6L	20A
6S	20B
6R	20C

