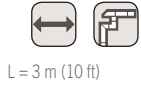




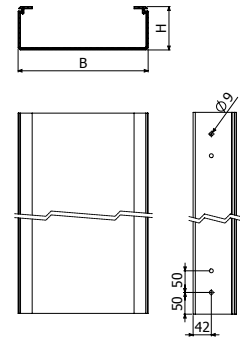
B/C BPI H100




L = 3 m (10 ft)

	B		H		PVC	
	mm	inch	mm	inch	REF.	kg/m
B/C BPI 100X200	200	8"	100	4"	2/5091	1,54
B/C BPI 100X300	300	12"	100	4"	2/5092	1,94
B/C BPI 100X400	400	16"	100	4"	2/1160	2,64
B/C BPI 100X600	600	24"	100	4"	2/1161	4,17

2 JUBPI 100 (2/2062)



TBPI

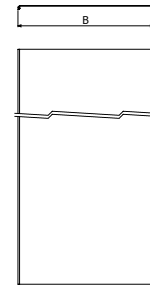


L = 3 m (10 ft)

	B		PVC	
	mm	inch	REF.	kg/m
TBPI 100	100	4"	2/1185	0,37
TBPI 150	150	6"	2/1186	0,50
TBPI 200	200	8"	2/1187	0,77
TBPI 300	300	12"	2/1188	1,10
TBPI 400	400	16"	2/1189	1,53
TBPI 600	600	24"	2/1190	2,10



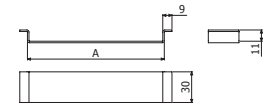
TBPI 600



BIK10



	A		e	Mod. H x B	AL	
	mm	inch	mm		REF.	kg/ud
BIK10 60X100	53	2"	1,5	60x100	2/7063	0,01
BIK10 60X150	95	3 3/4"	1,5	60x150	2/7064	0,02
BIK10 60X200 y 100X200	140	5 1/2"	1,5	60X200 y 100X200	2/7065	0,03
BIK10 300X60	226	8 8/9"	1,5	300x60	2/7066	0,04
BIK10 300X100	235	9 1/4"	1,5	300x100	2/7067	0,04
BIK10 400X100	317	12 1/2"	2	400x100	2/7068	0,05
BIK10 600X100	502	19 3/4"	2	600x100	2/7069	0,16



RA50



RA50	PVC	
	REF.	kg/m
	2/6357	0,33

